



Co-product market report

September 2023

mla.com.au

Beef Co-products

Beef offal prices in August were easier across most items whilst honeycomb tripe, halal hearts and halal lungs showed improvement.

Table 1: Beef co-product prices

	Average (Aug Data)	Range	Responses	Monthly Change	Annual Change
Beef Lips	\$3.78	\$0.70	4	-7.2%	-23.8%
Beef Lips - Halal	\$4.27	\$0.97	5	-2.2%	-20.6%
Cheekmeat	\$8.26	\$2.40	4	-10.7%	-24.9%
Cheekmeat - Halal	\$8.38	\$2.50	5	-12.5%	-13.3%
Diap. Membrane	\$4.20		2	-10.0%	-37.3%
Hc Tripe	\$7.28	\$2.00	3	18.1%	-5.0%
Hc Tripe - Halal	\$7.33	\$2.50	3	11.5%	-2.6%
Headmeat	\$6.13	\$1.15	3	-0.7%	-13.0%
Headmeat - Halal	\$6.13	\$1.50	3	4.5%	1.3%
Heart	\$2.76	\$1.85	4	-5.3%	-2.7%
Heart - Aorta	\$8.22	\$0.15	3	-3.3%	-17.0%
Heart - Aorta - Halal	\$7.93	\$0.20	3	-9.1%	-50.5%
Heart - Halal	\$3.44	\$0.10	4	7.8%	-9.9%
Ligamentum	\$3.03	\$0.45	4	-5.5%	-16.3%
Liver	\$1.55	\$0.50	4	-5.1%	-8.5%
Liver - Halal	\$1.63	\$0.30	4	7.6%	-36.0%
Lungs	\$1.60	\$0.60	3	-3.0%	-20.0%
Lungs - Halal	\$2.85	\$0.45	3	12.9%	-40.6%
Omasum	\$5.63	\$0.50	4	2.3%	-33.6%
Omasum - Halal	\$5.50	\$1.00	4	-1.8%	-40.0%
Rum.Pill - Halal < 500	\$6.50	\$4.00	4	-5.1%	72.6%
Rum.Pill - Halal > 500 < 700	\$11.30	\$4.20	4	3.2%	56.2%
Rum.Pill - Halal > 700	\$15.13	\$4.50	4	1.0%	37.9%
Rum.Pill < 500	\$7.18	\$4.70	4	6.8%	46.4%
Rum.Pill > 500 < 700	\$11.56	\$3.00	4	2.2%	36.6%
Rum.Pill > 700	\$15.81	\$3.95	4	-1.7%	39.6%
Tail	\$12.08	\$7.80	4	21.0%	-4.2%
Tail - Halal	\$10.72	\$6.50	5	8.1%	-28.6%
Tendons	\$9.80	\$1.70	3	-5.8%	-12.1%
Tendons - Halal	\$9.67	\$2.10	3	-7.9%	-21.4%
Thickskirt	\$9.76	\$1.60	4	-4.9%	-7.5%
Thickskirt - Halal	\$9.48	\$0.70	5	-9.1%	-3.6%
Thinskirt	\$9.74	\$1.60	4	-4.5%	-9.2%
Thinskirt - Halal	\$9.46	\$0.80	5	-13.0%	-7.8%
Tongue Root Fillet	\$6.18		2	-0.8%	-1.6%
Tongue Root Meat	\$3.28	\$4.15	3	48.1%	17.3%
Tongue Root Meat - Halal	\$3.13		2	-5.7%	-11.0%
Tongue SW	\$14.00	\$3.60	4	1.0%	-15.9%
Tongue SW - Halal	\$13.72	\$2.10	5	-7.7%	-35.7%
Tripe Pieces	\$1.95	\$0.80	4	5.4%	-19.2%
Tripe Pieces - Halal	\$2.19	\$1.15	4	-18.6%	-19.7%

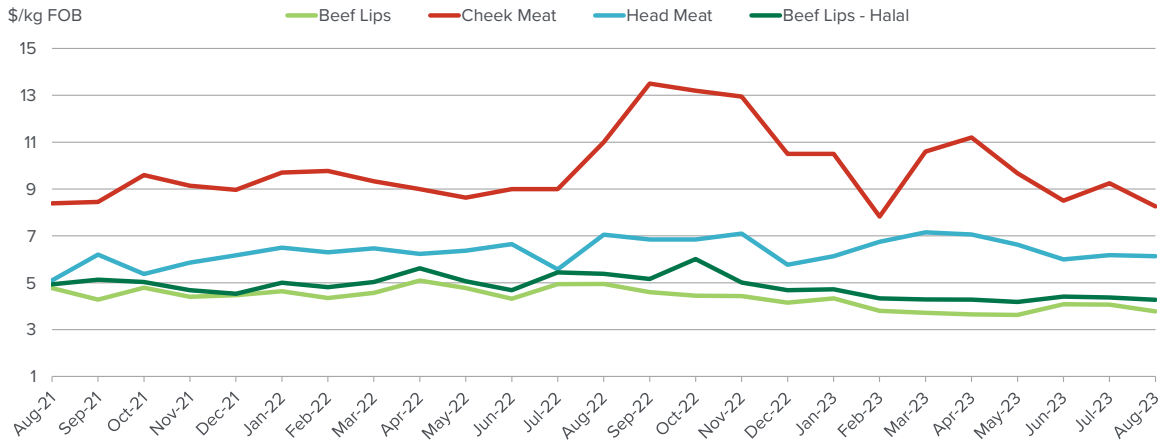
Price quoted is average price reported in \$/kg FOB Australian port.

Head offal

Head meat averaged \$6.13/kg which was 92¢/kg lower year-on-year and 5¢/kg softer than last month. Cheek meat was \$2.74/kg below year-ago levels, averaging \$8.26/kg, and down 99¢/kg month-on-month.

Lip export prices to the US and Mexico eased to be down 29¢/kg month-on-month, averaging \$3.78/kg to be \$1.17/kg down on last year. Halal lips averaged \$4.27/kg to be \$1.11/kg softer than August 2022 and 10¢/kg lower than last month.

Figure 1: Trends in beef head offal prices

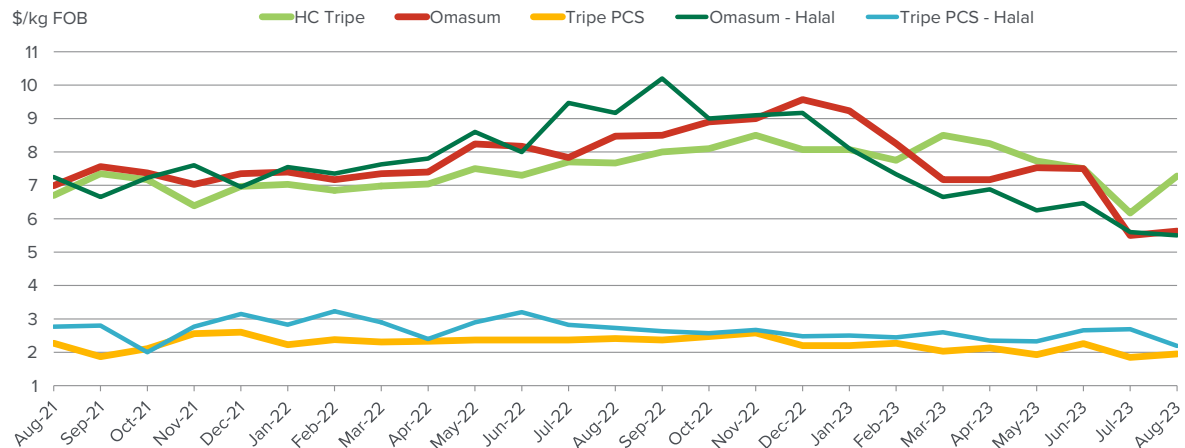


Beef offal trends

Omasum firmed 13¢/kg from last month, to average \$5.63/kg, down \$2.84/kg from year-ago prices. Halal omasum averaged \$5.50/kg, down \$3.67/kg year-on-year and 10¢/kg easier month-on month.

Halal tripe pieces averaged \$2.19/kg down 54¢/kg year-on-year and 16¢/kg below last month. Non-halal tripe pieces averaged \$1.95/kg to be 46¢/kg softer year-on-year but 10¢/kg firmer month-on-month. Honeycomb tripe averaged \$7.28/kg to be 39¢/kg below year ago prices but \$1.11/kg firmer than last month and reversing the sharp drop of last month.

Figure 2: Trends in beef tripe prices

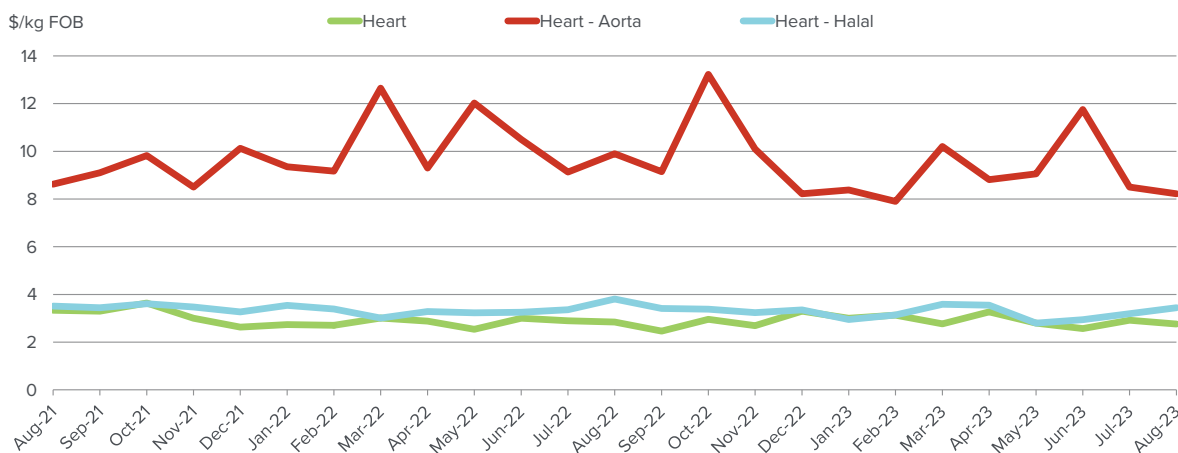


Beef offal trends continued...

Aorta averaged \$8.22/kg down 28¢/kg month-on-month and \$1.68/kg easier than August 2022 price.

Heart prices were down from last month, averaging \$2.76/kg, to be 8¢/kg below year-ago levels and 16¢/kg softer than last month price. Halal hearts averaged \$3.44/kg, firming 25¢/kg month-on-month but down 37¢/kg from last August.

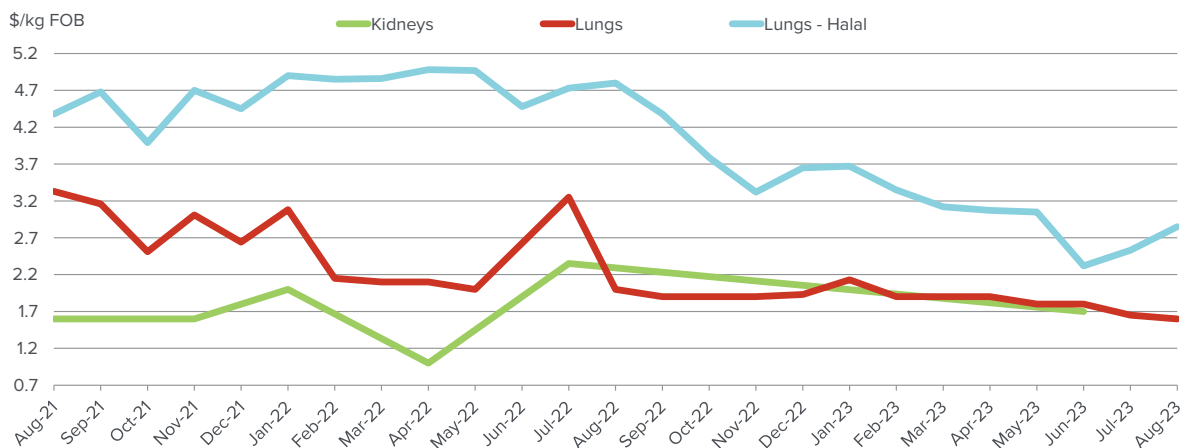
Figure 3: Trends in beef offal prices



Kidneys were not reported.

Halal lungs averaged \$2.85/kg, down \$1.95/kg year-on-year but 32¢/kg firmer than last month. Non-halal lungs returned \$1.60/kg to be 40¢/kg below August 2022 and 5¢/kg easier month-on-month.

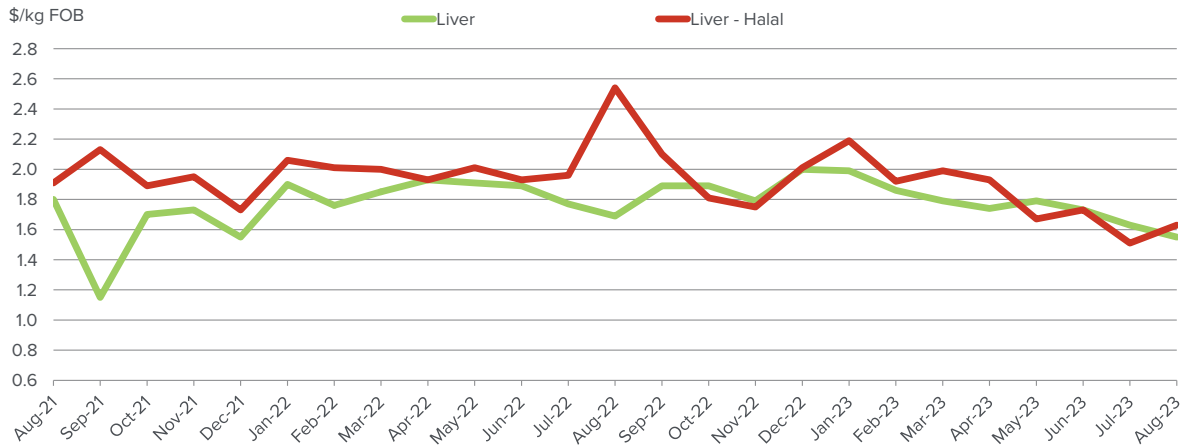
Figure 4: Trends in beef offal prices



Beef offal trends continued...

Liver prices averaged \$1.55/kg, down 8¢/kg month-on-month and 14¢/kg softer than year-ago levels. Halal livers were 12¢/kg up on last month's price to average \$1.63/kg which was down 91¢/kg compared to last year prices.

Figure 5: Trends in beef offal prices



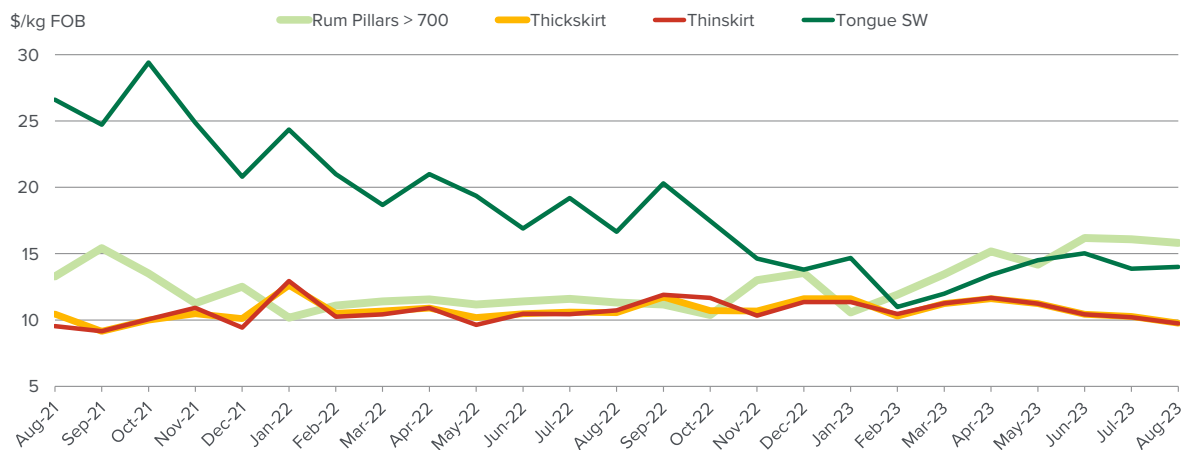
Japanese and Korean Offals

Tongue averaged \$14.00/kg which was \$2.65/kg below year ago price and 13¢/kg up month-on-month.

Thick skirt was 79¢/kg softer year-on-year and 51¢/kg below last month, averaging \$9.76/kg. Thin skirt averaged \$9.74/kg to be 46¢/kg below last month and 98¢/kg down year-on-year.

Rumen pillars eased slightly with heavy weight product averaging \$15.81/kg, down 27¢/kg month-on-month and \$4.49/kg higher than August 2022 levels.

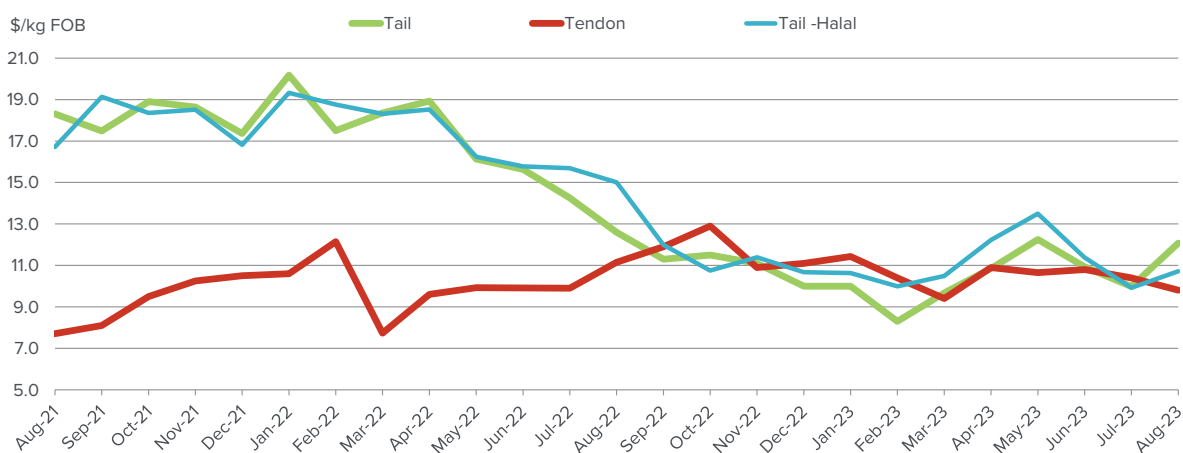
Figure 6: Trends in Japanese offal prices



Tails and Tendons

Tail prices were up \$2.10/kg month-on-month averaging \$12.08/kg but 52¢/kg below year-ago levels. Halal tails averaged \$10.72/kg, up 60¢/kg from last month but \$4.29/kg below year-ago prices. Tendons averaged \$9.80/kg to be \$1.35/kg lower year-on-year and 60¢/kg down from last month.

Figure 7: Trends in tail and tendon prices



Sheep Co-products

Sheep offal prices were lightly reported this month.

Table 2: Sheep co-product prices

	Average (Aug Data)	Range	Responses	Monthly Change	Annual Change
Liver Sheep - Halal	\$3.05		2	2.8%	7.0%
Runners Lamb	\$6.33	\$1.50	3	-2.6%	-10.8%
Runners Sheep	\$5.33	\$1.50	3	-3.0%	-12.6%
Tripe Sheep - Halal	\$3.25		2	-7.1%	32.7%

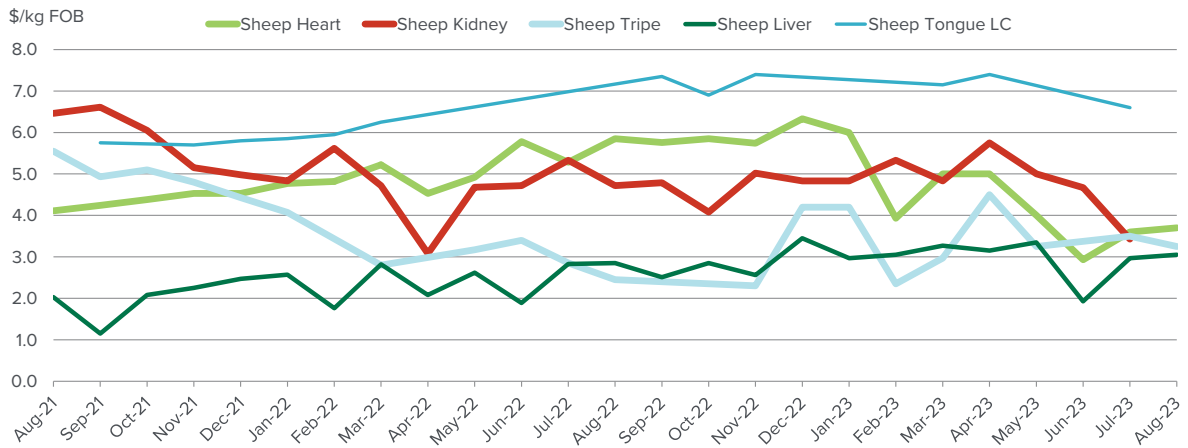
Price quoted is average price reported in \$/kg FOB Australian port and runners as \$/piece.

Sheep offal

Sheep hearts averaged \$3.70/kg, up 10¢/kg month-on-month but \$2.15/kg cheaper than year-ago levels. Sheep kidneys were not reported this month. Sheep liver averaged \$3.05/kg to be 8¢/kg firmer month-on-month and 20¢/kg higher than August 2022.

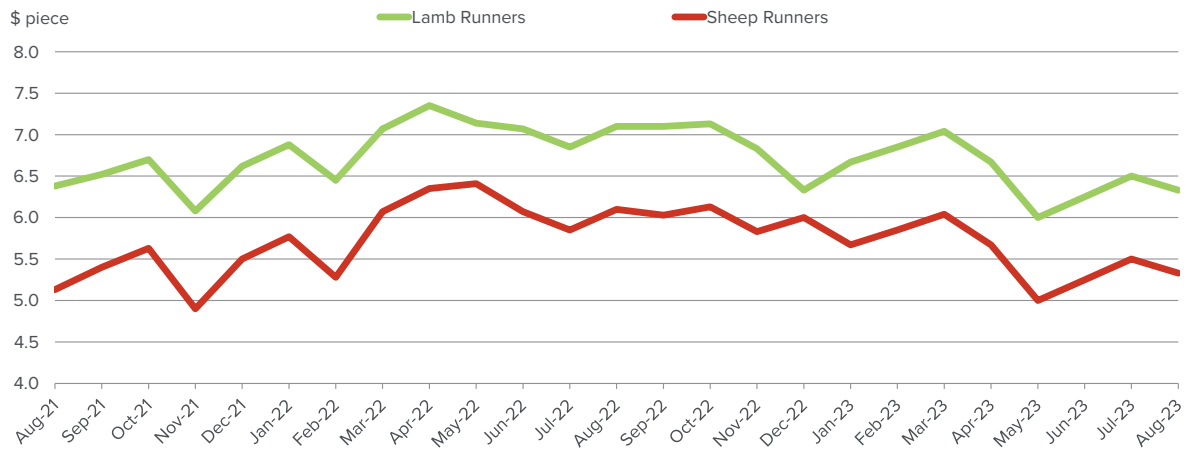
Sheep tripe averaged \$3.25/kg up 80¢/kg year-on-year but down 8¢/kg month-on-month. Long cut tongues were not reported.

Figure 8: Trends in sheep offal prices



Lamb runners averaged \$6.33/piece easing 77¢/piece year-on-year and 17¢/piece softer than July while sheep runners were reported at \$5.33/piece, down 17¢/piece month-on-month and 77¢/piece softer year-on-year.

Figure 9: Trends in runner prices



Pharmaceutical products

Pharmaceutical products were relatively steady this month.

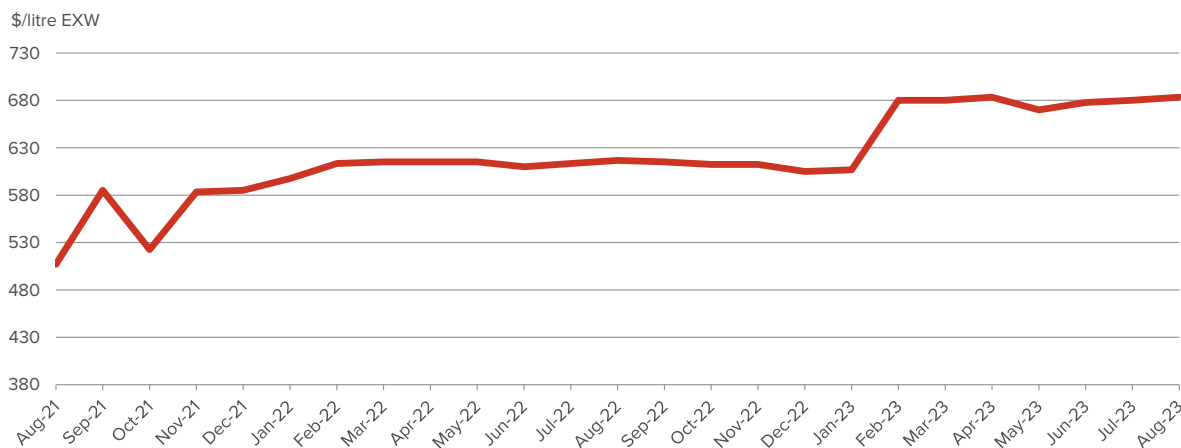
Table 3: Pharmaceutical prices

	Average (Aug Data)	Range	Responses	Monthly Change	Annual Change
Foetal Blood	\$683.33	\$60.00	3	0.5%	10.8%
Gall Concentrated	\$25.00	\$5.00	3	-0.8%	-10.7%

Price quoted is average price reported in \$/kg FOB Australian port and foetal blood \$/litre EXW

The average foetal calf blood price has firmed \$66.66/litre year-on-year to average \$683/litre, which was which was up \$3.33/litre on last month.

Figure 10: Trends for foetal blood prices



Concentrated gall was reported at \$25.00/kg to be down \$3.00/kg year-on-year and 20¢/kg softer than last month.

Figure 11: Trends for concentrated gall prices



Rendered products

Rendered meals were steady to firm whilst average tallow prices improved.

Table 4: Rendered product prices

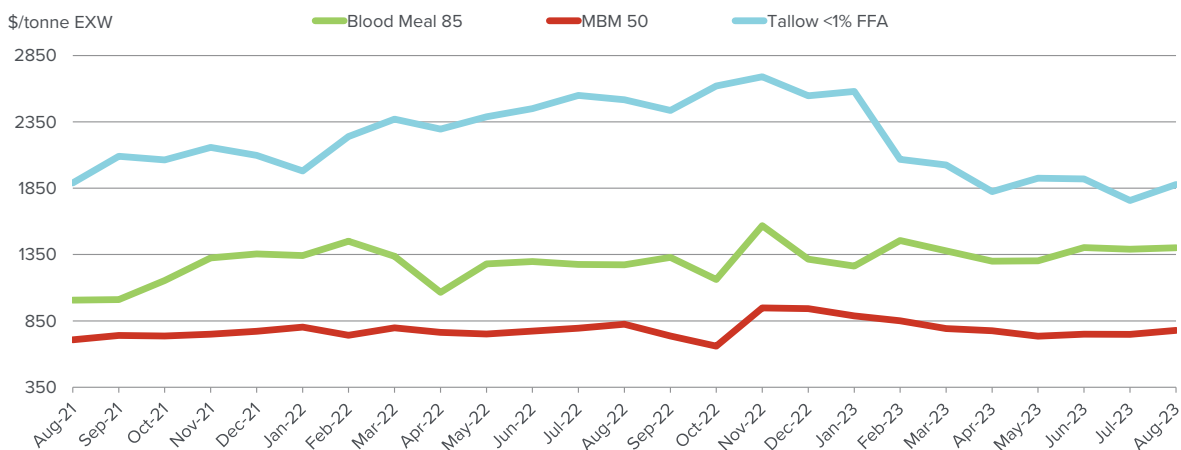
	Average (Aug Data)	Range	Responses	Monthly Change	Annual Change
Bloodmeal 85	\$1,401.25	\$35.00	4	0.8%	10.0%
MBM 50	\$779.00	\$80.00	5	4.2%	-5.6%
Tallow Ined.<1FFA	\$1,876.67	\$590.00	3	6.8%	-25.4%
Tallow Ined.<2FFA	\$1,900.00		2	12.4%	-19.3%
Tallow Ined.<4FFA	\$1,590.00		2		-32.8%

Price quoted is average price reported ex works \$/tonne.

The price for 50% protein MBM firmed \$31/tonne from last month, averaging \$779/tonne which was \$46/tonne below August 2022 levels. Blood meal averaged \$1401/tonne to be up \$128/tonne from last year and \$11/tonne firmer month-on-month.

Tallow prices were stronger with the price for 1% FFA tallow averaging \$1877/tonne, down \$640/tonne year-on-year but \$119/tonne above last month's price.

Figure 12: Trends in rendered co-product prices



Hides

Leather markets remained very subdued last month with tanners resisting attempts to lift prices on the back of slow sales of leather and brands pushing back on price rises. The Shanghai leather fair reopened after a 3 year covid hiatus and was well supported with a slight improvement in prices set during the fair

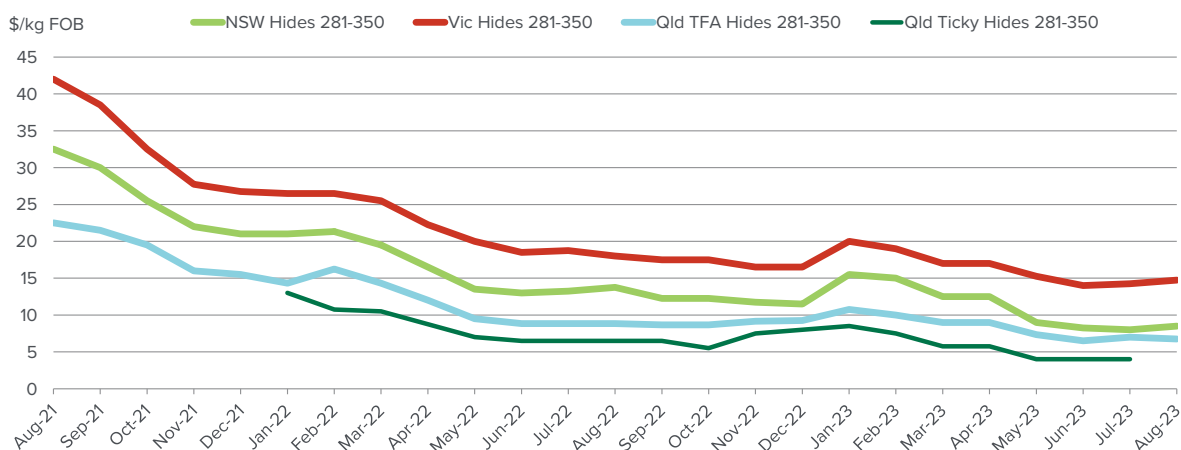
Table 5: Hide prices

	Average (Aug Data)	Range	Responses	Monthly Change	Annual Change
Hides NSW 141- 180	\$2.00		2	0.0%	-33.3%
Hides NSW 181 - 220	\$3.50		2	0.0%	-26.3%
Hides NSW 221 - 280	\$5.38		2	4.9%	-32.8%
Hides NSW 281 - 350	\$8.50		2	6.3%	-38.2%
Hides NSW 351 Up	\$11.75		2	3.3%	-43.4%
Hides QLD TFA 281 - 350	\$6.75		2	-3.6%	-23.6%
Hides QLD TFA 351 Up	\$8.88		2	-9.7%	-32.6%
Hides VIC 141-180	\$3.00		2	0.0%	-25.0%
Hides VIC 181-220	\$5.50		2	0.0%	-21.4%
Hides VIC 221 - 280	\$9.00		2	2.9%	-25.0%
Hides VIC 281-350	\$14.75		2	3.5%	-18.1%
Hides VIC 351 Up	\$21.25		2	2.4%	-18.3%

Price quoted is average price reported for ex works \$/each.

Local prices for hides remain very weak with some product going to render or landfill.

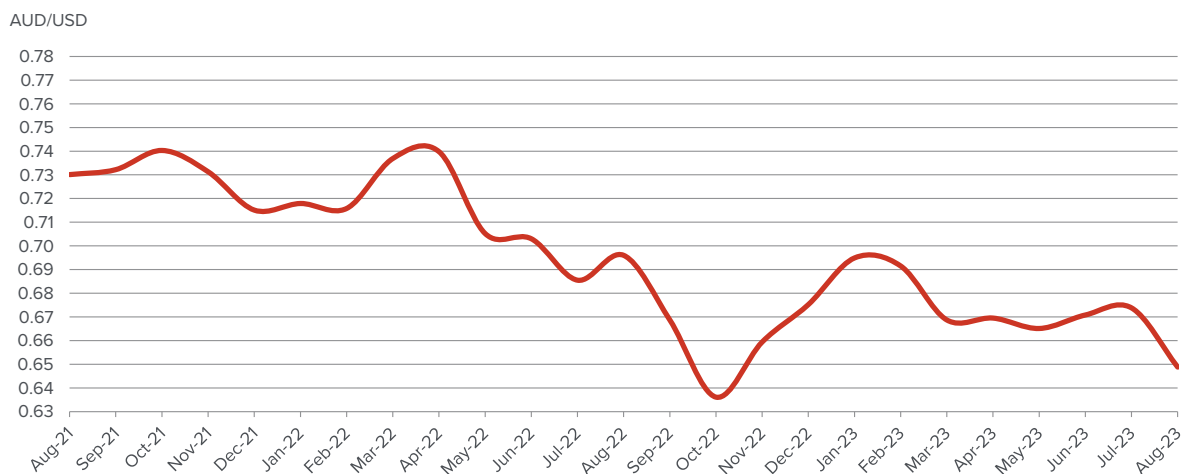
Figure 13: Trends in hide prices (East Coast Ex Works)



Currency exchange

The Australian dollar opened the month at 66.73US¢ and traded downward across the month to close at 64.85US¢ to average 64.88US¢, down 2.50US¢ month-on-month, and down 4.72US¢ from August 2022.

Figure 14: AUD /USD Foreign Exchange



Source: Reserve Bank Australia

Export statistics



To access the latest co-products statistics please click here:



For more information:

Please call Tim Jackson on 02 9463 9372 or tjackson@mla.com.au

This report is produced from a monthly MLA survey of approximately 25 processors across Australia, collating average prices and analysing trends on a range of co-products items



MEAT & LIVESTOCK AUSTRALIA

Market Information
 Meat & Livestock Australia
 Ph: 02 9463 9372
 Fax: 02 9463 9220
 Email: marketinfo@mla.com.au
www.mla.com.au/prices-markets

Published by Meat & Livestock Australia Limited
 ABN 39 081 678 364
 September 2023

©Meat & Livestock Australia Limited 2017

MLA makes no representations as to the accuracy of any information or advice contained in this publication and excludes all liability, whether in contract, tort (including negligence or breach of statutory duty) or otherwise as a result of reliance by any person on such information or advice.

Free to MLA members

[Terms and Conditions](#)