

# Fast Facts

# 2023

## Australia's beef industry

The industry turnover of the beef cattle farming sector in 2020–21 was **\$23.2 billion** and accounted for **34%** of the total industry turnover in that year (*MLA State of the Industry Report – 2022*).

At the time of publication, figures included in this document were the most up to date available but may be subject to revision.

### Herd facts and figures:

- There are 52,421 agricultural businesses involved in the cattle industry (*MLA State of the Industry Report – 2022*)
- 24.4 million head of cattle (including dairy cattle) in Australia as of June 2022 (Australian Bureau of Statistics, 2023).

### People in the industry:

- Around 192,000 people are directly employed in the red meat industry, including on-farm production, processing and retail (*MLA State of the Industry Report – 2022*).

### How much is produced?

- In 2022, Australia produced approximately 1.87 million tonnes carcass weight (cwt) of beef and veal (ABS)
- In 2022, 2.7 million grainfed cattle were marketed (feedlot turn-off) – 47% of all adult cattle slaughtered, a new record, which is 11% above the 10-year average. (ALFA/MLA Quarterly Lot Feeding brief).

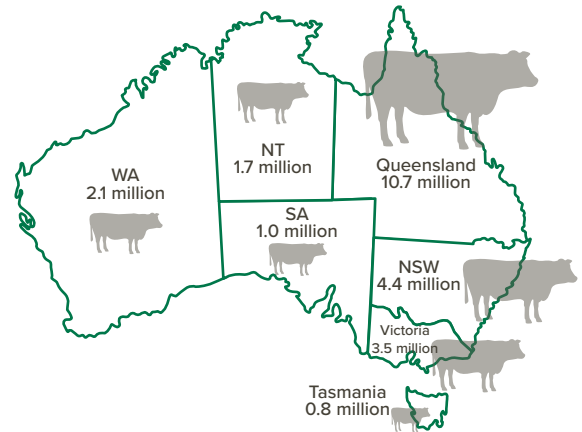
### What is the value of production?

- The gross value of Australian cattle and calf production (including live cattle exports) in 2022–23 is forecast at A\$14 billion (ABARES Agricultural Commodities Outlook, March 2023).
- Cattle are estimated to have contributed 30% of the total farm value of A\$69 billion in 2020–2021 (*MLA State of the Industry Report – 2021*).

### Domestic value and consumption:

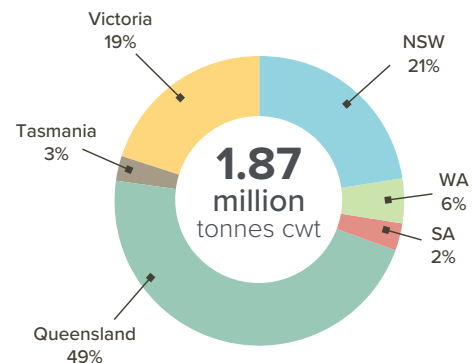
- Domestic expenditure on beef was approximately A\$11.6 billion in 2022 (MLA estimate).
- Australians ate around 19.2kg of beef per person in 2020 (*MLA State of the Industry Report – 2022*).

National cattle numbers as at June 2022: 23.5 million head



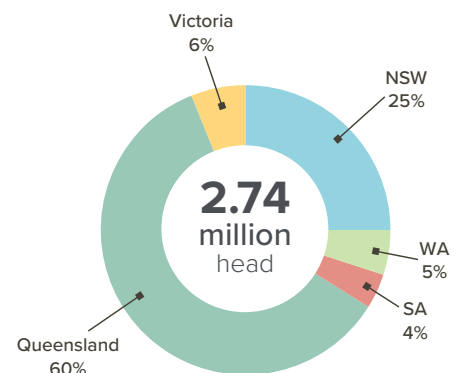
Source: ABS

### Australian beef and veal production



Source: ABS, 2022

### Australian lotfed cattle turn-off



Source: MLA, 2022

<sup>1</sup> Beef cattle numbers as at June 2022 were 22.25 million head (ABS Agricultural Commodities 2021–22). Dairy cattle numbers as at June 2022 were 2.14 million head (ABS Agricultural Commodities 2021–22).

# Fast Facts

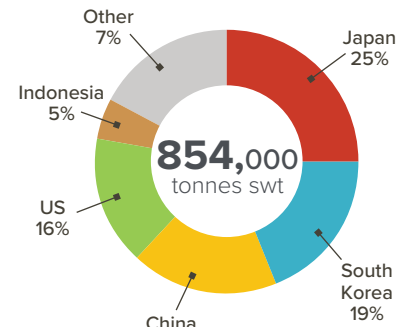
# 2023

## Australia's beef industry

### Export value and volume:

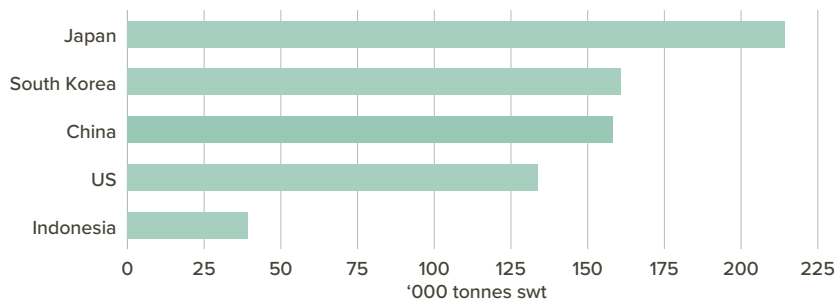
- In 2022, Australian beef exports totalled 854,000 tonnes swt, down 4% year-on-year (DAFF).
- The value of total beef and veal exports in 2022 was A\$10.4 billion (MLA).
- Australian live cattle exports totalled 602,000 head exported, down 22% from 2021 (DAFF).

### Australian beef and veal exports



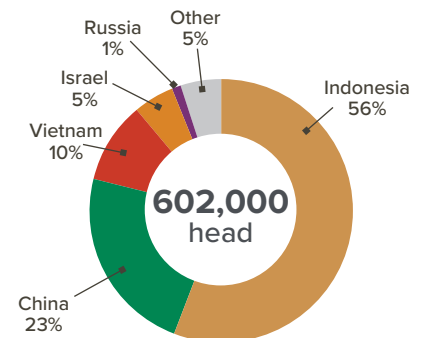
Source: DAFF, 2022

### Australia's top five beef and veal export markets in 2022



Source: DAFF

### Australian live cattle exports\*

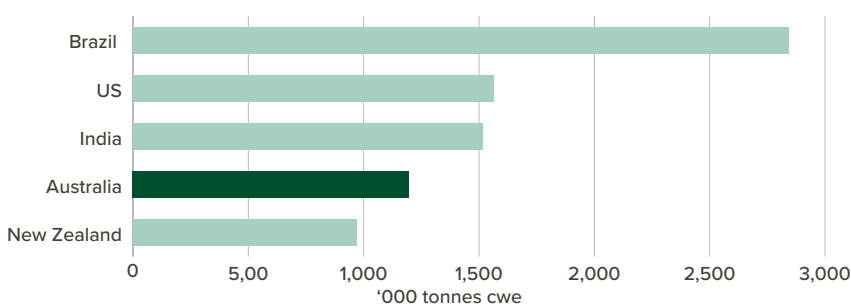


\* includes dairy cattle  
Source: DAFF, 2022

### Australia's place in the world:

- Australia has approximately 1.5% of the world's cattle herd in 2021. (MLA State of the Industry Report – 2022).
- Australia is the 4th largest beef exporter in the world behind Brazil, India and the US (MLA State of the Industry Report – 2022).

### Top five beef and veal exporting countries in 2022



Source: DAFF, IHS Markit, Global Trade Atlas.

For further information read MLA's State of the Industry Report – 2022 [Click here to read the report](#)

MLA makes no representation as to the accuracy of any information or advice contained in this document and excludes all liability, whether in contract, tort (including negligence or breach of statutory duty) or otherwise as a result of reliance by any person on such information or advice. Reproduction in whole or part of this publication is prohibited without prior consent and acknowledgement of Meat & Livestock Australia.

All use of MLA publications, reports and information is subject to MLA's Market Report and Information Terms of Use. Please read our terms of use carefully and ensure you are familiar with its content.

[CLICK HERE FOR TERMS OF USE](#)