

Feedlot welfare assessment framework

Version 1



Table of Contents

Foreword	3
1.0 Static feedlot information	4
2.0 General facilities	6
3.A Transportation – Loading	7
3.B Transportation – Unloading	9
4.0 Feedlot induction.....	12
5.B Monthly pen assessments.....	19
Pen static information.....	21
Pen welfare measures	22
5.C Monthly assessments recorded at a feedlot level.....	26
6.0 Husbandry welfare practices	27
7.0 Nutrition and feeding information.....	29
8.0 Other animals.....	30
9.0 Abattoir feedback.....	30



Foreword

Continuously improving animal welfare of cattle under the care of the Australian lot feeding industry is critical to retaining the social licence of the industry to operate, both now and into the future. Both the Australian Lot Feeders' Association (ALFA) and Meat & Livestock Australia (MLA) have made commitments to ensure that our sector not only encourages continuous improvements to welfare outcomes but also provides industry with the tools to effectively respond and be on the front foot as community expectations evolve over time.

One possible option to encourage continuous improvement of animal welfare across the industry is by investigating the development of a feedlot welfare assessment framework.

ALFA supported MLA to contract independent animal welfare experts from the University of Melbourne (Professor Andrew Fisher) and Murdoch University (Assoc. Professor Teresa Collins) to investigate this opportunity.

Since October 2020, the project team has worked to develop the assessment framework that was subsequently piloted at a number of commercial feedlots in 2021 and 2022. The results from this pilot have been used to create this document – Version 1 of the *Feedlot welfare assessment framework*.

The welfare assessment framework has been developed considering the latest in animal welfare measures nominated by the research team, a global scan of welfare metrics, *Australian Welfare Standards & Guidelines – Cattle & Land Transport* and extensive consultation with Australian feedlot stakeholders.

The long-term goal is to build the framework into a practical assessment tool that lot feeders or supply chains can adopt now and into the future. Over time, efforts will continue to be invested in achieving this.

MLA welcomes industry feedback on the framework, so please feel free to reach out to the MLA feedlot team to discuss options and opportunities.

Kind regards,

Joseph McMeniman, PhD
Feedlot Program Manager
Meat & Livestock Australia
jmcmeniman@mla.com.au
Ph: 0447 264 341

Matt Van der Saag, PhD
Feedlot Project Manager
Meat & Livestock Australia
mvandersaag@mla.com.au
Ph: 0427 214 494

The final report for this project can be found on the MLA website by searching for 'B.FLT.4007 Feedlot animal welfare benchmarking'



1.0 Static feedlot information

Collection interval: annually

Protocols refer to written policies that are available to staff. National Feedlot Accreditation Scheme (NFAS) protocols should be present at all NFAS accredited feedlots, and a number of welfare protocols are recommended for feedlot sites. This template is constructed to determine the presence/absences of such elements.

NFAS protocols			
Critical incident response plan available including crisis reporting protocol?	Y	N	
NFAS standards and guidelines available to staff?	Y	N	
Feedlot has a Biosecurity Management Plan?	Y	N	
Feedlot has an Emergency Animal Disease Action Plan?	Y	N	
Feedlot has a Risk Assessment and Contingency plan?	Y	N	
Annual internal animal welfare audit has been carried out as per NFAS QM2 requirements?	Y	N	
Incidents of animal cruelty are recorded and action taken/investigated?	Y	N	
Feedlot has protocols to address animal welfare for livestock transportation?	Y	N	
Feedlot keeps records of transportation in and out of the facility?	Y	N	
Feedlot has protocols to address animal handling, transportation and management of animals (in different risk categories) in environmental extremes?	Y	N	
Feedlot keeps records of animal health treatments (physical or digital copies capable of being accessed onsite)?	Y	N	
Feedlot has a pregnancy and calving management protocol?	Y	N	N/A
Feedlot keeps diet and feed records in an accessible format (e.g. physical or digital copies capable of being accessed on site)?	Y	N	
Feedlot has a contingency plan for failure in feed and water supply?	Y	N	
Recommended welfare protocols			
Feedlot has an animal care policy or mission statement?	Y	N	
Australian Welfare Standards & Guidelines – Cattle & Land Transport available to staff?	Y	N	
Feedlot has access to MLA Fit to Load guide?	Y	N	
Accredited Animal Welfare Officer available on site for assessment?	Y	N	
Feedlot has stockmanship training records from the last 12 months?	Y	N	
Feedlot has protocols and resources available for euthanasia (e.g. MLA Euthanasia Manual)?	Y	N	
Feedlot has hospital pen and chronic/reject/salvage pen management protocols?	Y	N	
Feedlot hospital treatment protocol documented in consultation with prescribing veterinarian, including criteria for recovery/return to home pen?	Y	N	
Feedlot has action plan for animals injured/sick/malnourished/dehydrated at arrival?	Y	N	
Feedlot has a wet weather management plan?	Y	N	
Feedlot has protocols to address pen and livestock handling facility cleaning?	Y	N	
Feedlot has infrastructure maintenance protocols and records?	Y	N	
Feedlot has protocols established with consulting veterinarian(s) for preventative vaccination and backgrounding, pre-feedlot entry? (Select one)	<input type="checkbox"/> No protocols <input type="checkbox"/> Protocols established with vet <input type="checkbox"/> Protocols established by appropriate other: _____		
Feedlot has protocols/SOPs established with consulting veterinarian(s) for induction, including disease, parasite and pathogen treatment/prevention? (Select one)	<input type="checkbox"/> No protocols <input type="checkbox"/> Protocols established with vet <input type="checkbox"/> Protocols established by appropriate other: _____		

Feedlot has feeding management protocols and diet formulations established with qualified nutritionists on an as required basis? (Select one)	<input type="checkbox"/> No protocols <input type="checkbox"/> Protocols established with nutritionist <input type="checkbox"/> Protocols established by appropriate other:		
Feedlot has protocols for feed quality to prevent residues, toxins, and moulds in incoming commodities?	Y		N
Feedlot has protocol for the humane destruction of pest animals?	Y	N	N/A
Feedlot has records of euthanasia training by consulting veterinarian for technique and decision making criteria?	Y		N
Feedlot has protocols for use of pain relief during husbandry procedures?	Y		N
Feedlot has protocols for hygiene during husbandry procedures (e.g. injection, ear tagging, marking, castration, dehorning)?	Y		N
Feedlot has protocols for enrichment (e.g. brushes)?	Y		N
Feedlot has a maintenance schedule or protocol for the management of other animals (e.g. horses and dogs)?	Y		N

Feedlot pen management			
Number of head/SCU feedlot is accredited to house?			Head SCU
Number of pens at feedlot?			
Pen base structure? (Select one)	<input type="checkbox"/> Clay <input type="checkbox"/> Road base/ <input type="checkbox"/> Rocky compacted <input type="checkbox"/> Limestone aggregate <input type="checkbox"/> Sandy		
Pen animal monitoring conducted (select one)	<input type="checkbox"/> On foot <input type="checkbox"/> On horseback <input type="checkbox"/> By car (outside of pen) <input type="checkbox"/> By 4WD ATV		
Minimum water trough length (mm/head or mm/SCU)?			
Water troughs cleaned at least once per week (more frequently if required)?	Y		N
Feedlot maintains a record of either pen cleaning interval/dates or manure load per pen?	Y		N
Enrichment provided (e.g. brushes)?	Y		N
Do any pens have shade structures?	Y		N
If yes, what is the % of pens with shade structures?			
If yes, what is the pen stocking density in pens with shade structures (m ² /hd)?			
If yes, what is the shade allocation (m ² /hd)?			
Do any pens have shelters (e.g. roofed shelter structures, shelterbelts, wind breaks, temporary shelter)?	Y		N
If yes, what is the % of pens with shelters?			
If yes, what is the pen stocking density in fully covered systems (m ² /hd)?			
Do the holding yards have shade structures?	Y		N
Note the type of health recording software system used by feedlot			
Does the feedlot have an automated weather station?	Y		N
If yes, does the automated weather station have an annual service/calibration record?	Y		N

2.0 General facilities

Collection interval: monthly

This template is constructed for the accredited Animal Welfare Officer (or appropriately trained staff member) to conduct an inspection of general facilities and an assessment of animal flow within the induction facility and whilst moving animals around the feedlot. It is recommended that this is conducted on a monthly basis.

(< 10,000 head feedlot capacity = 1 lot; 10,000–20,000 = 2 lots; > 20,000 head = 3 lots)

General facilities			
Facilities for good animal flow (e.g. even lighting, no obstructions, no sharp corners)?	Y	N	
Gates swing freely and close securely?	Y	N	
Non-slip floor in all handling yards and laneways?	Y	N	
Facilities in good repair with no sharp protrusions?	Y	N	
Records of action taken for sick or injured animals?	Y	N	
Adequate lighting in all handling areas (receival, dispatch and crush)?	Y	N	
Facility has adequate handling tools and equipment available to safely handle, restrain, treat and segregate cattle (e.g. equipment design, non-slip surface, no injury points and crush is in reasonable working order)?	Y	N	
If applicable, dogs are used appropriately when moving cattle under any circumstance?	Y	N	N/A
Loading ramp has a level dock, non-slip surface and no holes or protrusions?	Y	N	
What is the % of pens in dispatch/receive yards at feedlot with shade of at least 1.5m ² /head?			
Induction facility animal flow score: 0 = major intervention required, clearly problems with flow 1 = minor handling required, some baulking 2 = no intervention needed, easy flow.			
Are appropriate stockmanship and animal group sizes utilised in boxes/tubs leading into the crush/chute? 0 = tub/box group size or stockmanship causing significant reduction in calm animal flow into chute/crush 1 = tub/box group size or stockmanship causing intermittent issues with calm animal flow 2 = optimal group size and stockmanship is observed.			
Are appropriate stockmanship and group sizes utilised in transferring cattle to and from induction/dispatch/hospital/home pens to ensure calm animal flow? 0 = stockmanship or inadequate group sizes observed lead to a reduction in calm animal flow when transferring cattle around the feedlot 1 = intermittent issues with stockmanship and group sizes for cattle transfers 2 = optimal stockmanship and group sizes observed for cattle transfers.			

3.A Transportation – Loading

Collection interval: monthly

This template is constructed for the accredited Animal Welfare Officer (or appropriately trained staff member) to assess the welfare status of trucks loading on a monthly basis.

For each month observe 2–4 trucks during loading (<10,000 head feedlot capacity = two trucks, 10,000–20,000 head = three trucks, >20,000 head = four trucks).

This template is scored according to a two-point scale of 0–1, where a score 0 is awarded when the assessment item is not achieved/observed and a score 1 is awarded when the assessment item has been achieved/observed. For example, if there are no animals observed unfit for transport observed, a score 1 is awarded. If there is at least one animal classified as unfit for transport, then a score 0 is awarded.

Truck ID:	
Number of animals Average bodyweight, kg	
No animals present that are unfit for transport	0/1
Comments (e.g. concerning injured animals and % of animals that appear foot sore. Also include any animals that are transported under veterinary certificate).	
<hr/>	
<hr/>	
<hr/>	
Shade provided in all dispatch holding pens	0/1
Water provided in all dispatch holding pens	0/1
Holding pen density less than 75% occupied	0/1
Loading densities as per standards (attached)	0/1
Truck well aligned (no gaps, level)	0/1
Handling aid used on less than 50% of animals	0/1
Electric prodder used on less than 10% of animals	0/1
No misuse or abuse of handling aids	0/1
Slips and falls during loading less than 2%	0/1
No cattle with restricted head room (cattle can freely stand)	0/1
Stock crate free from sharp edges, holes etc.	0/1
No open mouth panting (PS greater than or equal to 3) at loading cattle	0/1
Total for truck	/13

Fit to load guide

The animal:

- can walk on its own by bearing weight on all four legs
- is free from visible signs of severe injury or distress or conditions likely to further compromise its welfare during transport
- is strong enough to make the journey (i.e. not dehydrated or emaciated)
- can see well enough to walk, load and travel without impairment or distress (e.g. it is not blind in both eyes)
- is not in late pregnancy or too young to travel (refer to the Standards to determine limits for late pregnancy)
- has had adequate access to water prior to loading to meet the maximum time off water standards

Recommended loading densities of adult cattle for road transport

Mean liveweight of cattle (kg)	Floor area (m ² /head)	No. of head per 12.2m deck*
250	0.77	38
300	0.86	34
350	0.98	30
400	1.05	28
450	1.13	26
500	1.23	24
550	1.34	22
600	1.47	20
650	1.63	18

* Equates to a single-deck trailer.

Definition – slips and falls

Slipping is any loss of footing as a result of flooring (e.g. not due to behavioural contact with another animal).

Falling is any body contact with the floor, excluding feet and/or legs.

Appropriate handling aids are drafting sticks, rattle paddles and flags. They should be used to encourage an animal to move, but never used to hit an animal.

Electric prodders must only be used to assist movement of cattle when animal or human safety is at risk or as a last resort when all other humane alternatives have failed and only when cattle have a clear path to move.

3.B Transportation – Unloading

Collection interval: monthly

This template is constructed for the accredited Animal Welfare Officer (or appropriately trained staff member) to assess the welfare status of trucks unloading and cattle condition at entry to feedlot on a monthly basis.

For each month, observe 2–4 trucks during loading (<10,000 head feedlot capacity = two trucks, 10,000–20,000 head = three trucks, >20,000 head = four trucks).

This template is scored according to a two-point scale of 0–1, where a score 0 is awarded when the assessment item is not achieved/observed, and a score 1 is awarded when the assessment item has been achieved/observed. For example, if there are no animals observed unfit for transport on an observed truck, a score 1 is awarded. If there is at least one animal classified as unfit on the truck, then a score 0 is awarded.

Truck ID:	
Number of animals	
Average body weight, kg	
Transit time, hh:mm*	
No animals present that are unfit post transport	0/1
Comments (e.g. concerning injured animals or % of animals that appear foot sore. Also include any animals that are transported under veterinary certificate).	
Time off water less than 48 hours	0/1
Cattle have immediate access to feed and water after unloading	0/1
Truck well aligned (no gaps, level)	0/1
Slips and falls during unloading less than 2%	0/1
No animals dead on arrival	0/1
Stock crate free from sharp edges, holes etc.	0/1
Handling aid used on less than 50% of animals	0/1
Electric prod used on less than 10% of animals	0/1
No misuse or abuse of handling aids	0/1
No open mouth panting (PS equal to or greater than 3) at unloading	0/1
Loading densities as per Standards (attached)	0/1
Total for truck	/12

*Time (hh:mm) from which cattle were loading and then unloaded at destination (feedlot).

For each month observe animals in holding yards immediately after unloading (<10,000 head feedlot capacity = 2 trucks, 10–20,000 head = 3 trucks, >20,000 = 4 trucks).

Demeanour: observe cattle for at least two (2) minutes prior to scoring the following terms against a Visual Analogue Scale (VAS; 0–100). To score, place an X along the line for each term. (Min = term not expressed, Max = term being expressed to the fullest by all animals in the pen)

Active	Min _____	Max _____
Agitated	Min _____	Max _____
Alert	Min _____	Max _____
Curious	Min _____	Max _____
Content	Min _____	Max _____
Dull	Min _____	Max _____
Lively	Min _____	Max _____
Nervous	Min _____	Max _____
Settled	Min _____	Max _____
Sociable	Min _____	Max _____
Uncomfortable	Min _____	Max _____
Flank fill score (select one)	<input type="checkbox"/> Full <input type="checkbox"/> Slightly sunken <input type="checkbox"/> Sunken <input type="checkbox"/> Severely sunken	
Drinking behaviour score (select one)	<input type="checkbox"/> Disinterested <input type="checkbox"/> Some keen <input type="checkbox"/> Crowding <input type="checkbox"/> Hovering over water trough	

Fit to load guide

The animal:

- can walk on its own by bearing weight on all four legs
- is free from visible signs of severe injury or distress or conditions likely to further compromise its welfare during transport
- is strong enough to make the journey (i.e. not dehydrated or emaciated)
- can see well enough to walk, load and travel without impairment or distress (e.g. it is not blind in both eyes)
- is not in late pregnancy or too young to travel (refer to the Standards to determine limits for late pregnancy)
- has had adequate access to water prior to loading to meet the maximum time off water standards

Recommended loading densities of adult cattle for road transport

Mean liveweight of cattle (kg)	Floor area (m ² /head)	No. of head per 12.2m deck*
250	0.77	38
300	0.86	34
350	0.98	30
400	1.05	28
450	1.13	26
500	1.23	24
550	1.34	22
600	1.47	20
650	1.63	18

* Equates to a single-deck trailer.

Definition – slips and falls

Slipping is any loss of footing as a result of flooring (e.g. not due to behavioural contact with another animal).

Falling is any body contact with the floor, excluding feet and/or legs.

Appropriate handling aids are drafting sticks, rattle paddles and flags. They should be used to encourage an animal to move, but never used to hit an animal.

Electric prodders must only be used to assist movement of cattle when animal or human safety is at risk or as a last resort when all other humane alternatives have failed and only when cattle have a clear path to move.

Definition – demeanour

Active	Energetic, lively, busy body movement and actions
Agitated	Restless, frustrated, uneasy, reactive, nervous movements
Alert	Wide awake, fully aware, attentive, vigilant, engaged with surroundings, ready to act
Curious	Positive interest, questioning and inquisitive towards surroundings, actively exploring and engaging with environment
Content	Above means met, state of satisfaction, confident, contentment in life situation, appeased, happy in control and at ease
Dull	Lacking interest, dispirited or wearied, slow moving, tired, may include an element of being unwell
Lively	Animated, energetic, excited, eager, enthusiastic, playful, positively engaged with surroundings and/or other cattle
Nervous	Anxious, alarmed, worried, tense, unsure, unable to settle, reactive to stimuli, vigilant or watchful
Settled	Quiet, calm, relaxed and resting
Sociable	Actively seeking engagement with conspecifics, friendly, gregarious, hostile, aggressive or angry, may include social grooming, play, antagonistic and displacement behaviours, or mounting/riding
Uncomfortable	Showing signs of physical discomfort, uneasy, irritated

4.0 Feedlot induction

Collection interval: monthly

This template is constructed for the accredited Animal Welfare Officer (or appropriately trained staff member) to assess feedlot induction (arrival processing) on a monthly basis.

For each month observe animals during handling (< 10,000 head feedlot capacity = 50 animals, 10,000–20,000 head = 75 animals, > 20,000 head = 100 animals).

This template is scored according to a two-point scale of 0–1, where a score 0 is awarded when the assessment item is not achieved/observed, and a score 1 is awarded where the assessment item has been achieved/observed. For example, if less than 2% of animals are observed to slip or fall during handling, a score 1 is awarded. If more than 2% of animals are observed to slip or fall during handling, then a score 0 is awarded. In some cases, a three-point scale (0–2) is used.

For each animal, record H (handling aid use), P (electric prod use), M (miscought in crush). Record X for none above observed.

Number of slips (tally)					Number of falls (tally)				
Number of vocalisations (tally)									

Observe handling

No choking/sleeper/death in crush	0/1
Slips and falls < 2%	0/1
Miscaught 0%	0/1
Handling aid used on less than 50% of animals	0/1
Electric prod used on less than 10% of animals	0/1
No misuse or abuse of handling aids observed	0/1
Animal vocalisation	0/1
Staff generated noise (0 = yelling/loud tapping of race, 1 = moderate noise, 2 = quiet)	0/2
Staff member(s) positioning and movement does not lead to animal baulking	0/1
No excess facility noise (e.g. banging gates, crush operation, machine noise nearby)	0/1
Observe husbandry procedures at induction	
Appropriate pain relief used	0/1/NA
Appropriate hygiene procedures used	0/1
Appropriate handling and restraint used	0/1
Total score (* /13 if no surgical husbandry procedures)	/14 or /13*

Definitions – handling at induction

A **sleeper** is an animal that goes down in the crush and becomes unconscious but gains consciousness again.

Score as **miscaught** if the head stanchion catches an animal around the jaw, a leg is caught in the head stanchion or the head stanchion catches the animal around its body or shoulder.

Score as **vocalisation** if an animal vocalised at least once during handling while in the race and crush, excluding if vocalisation occurs in response to husbandry procedures performed.

Appropriate handling aids are drafting sticks, rattle paddles and flags. They should be used to encourage an animal to move, but never used to hit an animal.

Electric prodders must only be used to assist movement of cattle when animal or human safety is at risk or as a last resort when all other humane alternatives have failed and only when cattle have a clear path to move.

An electric prodder should not be used on an animal which has nowhere to go or is already moving in the right direction, such as animals at the back of the mob.

The use of **pain relief** is compulsory for castration and dehorning of animals above certain ages. For recommended pain relief strategies, check out this guide: [Guide to the use of pain relief in the grass-fed beef cattle sector](#).

For best pain relief, surgical procedures (e.g. dehorning and castration) should be accompanied by multi-modal pain relief using local anaesthetic (such as TriSolfen) **plus** longer-acting Non-Steroidal Anti-inflammatory Drugs (such as Meloxicam or Buccalgesic).

Good hygiene involves washing hands and instruments, keeping separate containers with antiseptic for washing hands and storing instruments and changing antiseptic solution, blades and needles after every 30 animals or earlier if needles are blunt or burred.

5.A Definitions for monthly pen assessments

Ethogram

Behaviour*	Description
Resting	Animal has eyes closed, or if eyes open, is not visually engaging/paying attention to the surrounding environment. Animal can be either standing or lying
Ruminating	Animal is chewing its cud
Eating	Animal is at the food bunk or close by, with food in its mouth and is actively chewing and swallowing
Drinking	Animal is at the water trough and consuming water
Self-groom	Animal is using their tongue to lick itself, or rubbing a body part against a stationary object
Engaged	Animal is solely engaged with its surrounding environment (e.g. object play, sniffing the ground, investigating licks to pen structure, etc.) and/or with other cattle (e.g. positive and negative social interactions; allogrooming, nuzzling, play, playful chase, displacement, aggressive head butt/push, aggressive chase, mounting, riding, bullying, etc.)
Abnormal behaviours	Animal is performing an unnatural behaviour, or repetitive behaviour, (e.g. tongue twisting/curling, fence/bar chewing, ground chewing/eating etc.)

*All behaviours are mutually exclusive






Demeanour

Demeanour term	Description
Active	Energetic, lively, busy body movement and actions
Agitated	Restless, frustrated, uneasy, reactive, nervous movements
Alert	Wide awake, fully aware, attentive, vigilant, engaged with surroundings, ready to act
Curious	Positive interest, questioning and inquisitive towards surroundings, actively exploring and engaging with environment
Content	Above means met, state of satisfaction, confident, contentment in life situation, appeased, happy, in control and at ease
Dull	Lacking interest, dispirited or wearied, slow moving, tired, may include an element of being unwell
Lively	Animated, energetic, excited, eager, enthusiastic, playful, positively engaged with surroundings and/or other cattle
Nervous	Anxious, alarmed, worried, tense, unsure, unable to settle, reactive to stimuli, vigilant or watchful
Settled	Quiet, calm, relaxed and resting
Sociable	Actively seeking engagement with conspecifics, friendly, gregarious, hostile, aggressive or angry, may include social grooming, play, antagonistic and displacement behaviours, or mounting/riding
Uncomfortable	Showing signs of physical discomfort, uneasy, irritated











Other definitions

Measure	Description
Cattle shivering	Skin twitching, visibly shaking uncontrollably as a result of being cold
Cattle huddling	Cattle grouped together and have their heads down and rumps orientated towards the wind
Group (for Dispersion assessment)	A congregation of \geq two individuals that are in close (< 1.5 m or single cattle body length) association with each other











Panting score ([MLA Heat Load Index Report FLOT.330](#))

<p>PS0</p>	<p>No panting, normal breathing. Difficult to see chest movement (respiratory rate less than 40).</p>	
<p>PS1</p>	<p>Slight panting with increased respiratory rate (RR 40–70), mouth closed, no drool or foam, easy to see chest movement.</p>	
<p>PS2</p>	<p>Fast panting (RR 70–120), with easy to see chest movement with drool or foam present. No open mouth panting.</p>	
<p>PS3</p>	<p>Panting with open mouth and some drooling. Neck extended and head usually held up (RR 120–160).</p>	
<p>PS4</p>	<p>Open mouth panting with tongue fully extended for long periods with excessive drooling. Neck extended and head up (RR >160).</p>	






Body condition score ([FutureBeef, 2021](#))

<p>BCS1</p>	<p>Very low musculature, no evidence of any fat, skeletal structure very pronounced.</p>		
<p>BCS2</p>	<p>Backbone, shoulder bones and hips are visible, tail head is slightly less recessed. Ribs are faintly visible.</p>		
<p>BCS3</p>	<p>Hip bones are faintly visible, ribs are usually not visible. Tail head is not recessed and body outline is almost smooth.</p>		
<p>BCS4</p>	<p>Ribs are well covered and hip bones are not visible. Tail head is slightly bumpy and overall body shape is rounded.</p>		
<p>BCS5</p>	<p>Hip bones show fat deposits, tail head has large lumps of fat, rib bones are very well covered and overall shape is bulging.</p>		

Coat cleanliness score (1–10) (Photos: Clean Livestock Assessment Scheme, 2000)

1	All cattle are clean	
2	Some cattle with leg and thighs covered	
3	Most cattle with legs and thighs covered	
4	Some cattle with thighs and bellies covered	
5	Most cattle with thighs and bellies covered	
6	Some cattle covered completely – mild	
7	Most cattle covered completely – mild	
8	Some cattle covered completely – heavy	
9	Most cattle covered completely – heavy	
10	All cattle heavily covered	

Faecal pat consistency score (Hughes, 2001)

1	Very dry, lumpy pats.	
2	Dry, stiff, semi-formed pats.	
3	Circular, moist raised pat with symmetrical rings around a dipped centre.	
4	Flat, loose, thinly spread pat.	
5	Liquid pool of faeces.	

Hughes, J. (2001). A system for assessing cow cleanliness. In Practice, 23(9), 517-524. Doi: <https://doi.org/10.1136/inpract.23.9.517>

5.B Monthly pen assessments

Collection interval: monthly

This template is constructed for the accredited animal welfare officer (or appropriately trained staff member) to assess pen welfare measures on a monthly basis. The number of home pens to be assessed, based on the preliminary outcomes of the pilot, is outlined in the table below. Where possible follow “single pen lots” through the feeding period. If there are pen changes, follow the majority of the lot to their current pen. Once they have been completed, enrol more pens.

Cattle from each market category on premises should be assessed and at least one market category should be from those cattle that would be regarded as ‘at-risk’ or ‘vulnerable’ where these are present. Consider location of each home pen to ensure representative data for the premises, noting that the initial pilot did not allow for location to be considered. Ensure location of selected pens is representative of the premises i.e. if the premises has ‘at-risk’ pens due to location, these should be assessed in addition to examples of ‘best’ pens. It is recommended that refinement of pen sampling methodology moving forward includes consideration of the location of selected pens within feedlot premises to ensure appropriate sampling.

If the feedlot has less than the number of pens specified in table below, assess all appropriate pens available (e.g. within the cattle market category). If the feedlot has more than the number of appropriate pens specified in the table below, a random sampling approach should be taken to avoid bias. A random sample could be obtained by selecting every nth pen from those appropriate pens available, or by drawing numbers ‘out of a hat’. Where possible, avoid selecting pens that are all immediately adjacent to each other. Selection of pens should be done prior to commencing assessments.

Sample sizes and approximate time needed for home pen assessments by number of market categories present on premises.

	Market categories present on premises (no.)		
	1	2	3
Sample pens (no.)	2–3	4–6	6–9
Estimated assessment time (month) ^A	60–90min (1–1.5hr)	120–80min (2–3hr)	180–270min (3–4.5hr)
Estimated assessment time (annual) ^A	720–1,080min (12–18hr)	1,440–2,160min (24–36hr)	2,160–3,240min (36–54hr)

^A Assessment time is based on the outcome of the research pilot: 1 pen taking researchers approximately 15min to assess with the recommendation that 2 assessments per pen on assessment day be undertaken.

This section details how the list of behavioural measures included in Section 5B relate to cattle welfare and consumer concerns as derived from consultation with the scientific literature and expert opinion.

Lying

The assessment of lying informs comfort and health, including information related to environmental/physical conditions (e.g. poor lying surface due to climate, adequate stocking densities/space allowances and competition) and disease (e.g. lameness). This assessment also relates to quality of life and may provide useful information to address consumer concerns surrounding cattle comfort.

Panting score

Panting scores provide an animal-based measure for heat stress to provide useful information regarding cattle health, comfort and quality of life. The assessment of panting score throughout the day provides useful information regarding accumulative heat load, which can be used to inform management decisions (e.g. the provision of additional water troughs).

Shivering

The assessment of shivering informs cold stress, providing an animal-based measure to address concerns relating to cattle comfort and quality of life. This assessment may also be used to monitor the acclimation of cattle from differing backgrounds (i.e. northern cattle transported to a southern feedlot) and could be used to inform management decisions (e.g. provision of temporary shelter).

Huddling

The assessment of huddling informs cattle comfort and quality of life, including information related to thermal stress. Huddling may provide useful information related to both heat stress (e.g. seeking shade provided by conspecifics) and cold stress (e.g. cattle seeking shelter from the wind provided by conspecific).

Reactivity index

The approach test offers an assessment of human-animal relationship, specifically reactivity to human presence at a pen level. When assessed over time, reactivity to human presence provides important information relating to cattle's fear of humans, the quality and quantity of human contact and acclimation to the feedlot environment and processes. As highly reactive cattle are at risk of injury and are difficult to handle, this assessment not only provides information on how cattle perceive humans but may also be useful in addressing concerns surrounding cattle health and human safety.

Feeding behaviour

The assessment of feeding behaviour over time provides an animal-based measure for feed intake, with the assessment informing not only immediate hunger levels to provide useful information regarding feed provision and access (e.g. disinterested cattle may indicate they are full; thus feed provision and access is adequate), but also competition and social stress at the feed bunk. The ongoing assessment of feeding behaviour also provides useful information related to acclimation to the feedlot diet and/or environment and disease (e.g. prolonged disinterest), which relate to concerns surrounding quality of life, health and cattle comfort.

Drinking behaviour

The assessment of drinking behaviour provides an animal-based measure for heat stress, providing useful information to inform on cattle comfort, health and quality of life. As heat stressed cattle alter their behaviour to cool themselves (e.g. increased water intake, standing over water troughs and seeking the shade produced by water troughs), the assessment of crowding or hovering of animals around water troughs may be a useful indicator of early heat stress or thirst. This assessment also provides useful information regarding adequate water provision and access, which can be used to inform management decisions (e.g. the provision of additional water troughs).

Engagement

The assessment of cattle engagement with their environment and/or conspecifics (other cattle) provides useful information regarding both positive and negative welfare to address concerns over cattle comfort, health and quality of life. The ongoing assessment of engagement and social behaviours (e.g. object play, social play, grooming and aggression) provides information related to successful acclimation to the feedlot environment including mixing of unfamiliar animals, but also social stress and competition for resources (e.g. food, water, shelter, shade, bedding and enrichment) and may also inform management decisions (e.g. the provision of additional bedding/shade).

Abnormal behaviours

The assessment of abnormal behaviours informs negative welfare to address concerns over quality of life. The ongoing assessment of abnormal behaviours (e.g. bullying, tongue rolling and object licking) provides useful information related to adequate environmental/physical conditions and social stress and may inform management decisions (e.g. removal of a buller from a pen).

Demeanour

The assessment of cattle demeanour, or body language, informs affective state and both positive and negative welfare. The assessment of demeanour provides information concerning how cattle interact and perceive their environment, which not only provides insight into affective state, but can be used to inform quality of life, health and comfort as stress and injury or disease can alter cattle demeanour. The ongoing assessment of demeanour allows for the monitoring of cattle to inform management decisions and also captures positive improvements in the cattle over time.

Body condition score (BCS)

This is a measure that is internationally recognised to be a reliable and objective measure of animal welfare. Taken over the long-term, it informs on the acclimatisation of animals to the feedlot environment.

Pen static information

Collection interval: complete once for each pen monitored

Pen static information is collected to inform data analysis of existing welfare practices and pen conditions in each pen selected for assessment. This should be completed once for each unique individual lot monitored.

Pen		
Number of head		
Breed (select one)	<input type="checkbox"/> <i>Bos taurus</i> <input type="checkbox"/> <i>Bos indicus</i> <input type="checkbox"/> <i>Bos indicus</i> x (> 50% <i>indicus</i>) <input type="checkbox"/> Wagyu/Wagyu x <input type="checkbox"/> Mixed	
Coat colour (select if one of these is predominant coat colour)	<input type="checkbox"/> Black <input type="checkbox"/> Red	
Class	<input type="checkbox"/> Steer <input type="checkbox"/> Bull <input type="checkbox"/> Heifer <input type="checkbox"/> Cow <input type="checkbox"/> Mix Are bulls and heifers housed together?	
Induction	Were cattle mixed before, during or since?	Y N
	Days since last social mixing	
Feeding program (select one)	<input type="checkbox"/> Short (40–70 days) <input type="checkbox"/> Short/medium (70–120 days) <input type="checkbox"/> Medium (120–180 days) <input type="checkbox"/> Long (>180 days)	
Home pen	Pen size (m ²)	
	Pen type: (select one)	
	<input type="checkbox"/> Home <input type="checkbox"/> Hospital <input type="checkbox"/> Exit <input type="checkbox"/> Induction Are artificial shade structures provided?	
		Y N
	If yes, shade provision (m ² head available at midday)	
	If yes, where are structures located?	
	Are shelter structures provided (e.g. roofed shelter structures, shelterbelts, wind breaks, temporary shelter)?	
		Y N
	Feed bunk access (cm/head)	
	Number of water troughs	
	Are water trough/s shared with adjacent pen/s?	
		Y N
	Water trough/s access (mm/head)	
	Are extra water troughs provided during heat stress events?	
		Y N
	Is enrichment provided (e.g. brushes)?	
		Y N
	If yes, what type?	
	Pen base structure: (select one)	
	<input type="checkbox"/> Clay <input type="checkbox"/> Rocky <input type="checkbox"/> Limestone <input type="checkbox"/> Road base/compacted aggregate <input type="checkbox"/> Sandy Bedding provided? <input type="checkbox"/> Y <input type="checkbox"/> N If yes, specify: _____	

Pen welfare measures

Collection interval: monthly

This should be completed once for each unique individual lot monitored.

NOTE: Different recordings below to occur at TWO different timepoints within the day:**
Early morning (07:00–08:00); Mid-afternoon (14:00–15:00).

Date:				
Early morning (07:00–08:00)	Dry bulb temperature (°C)		Wet bulb globe temperature (°C)	
	Precipitation (mm)*		Wind speed (km/hr)	
	Heat Load Index (HLI)			
Mid-afternoon (14:00–15:00)	Dry bulb temperature (°C)		Wet bulb globe temperature (°C)	
	Precipitation (mm)*		Wind speed (km/hr)	
	Heat Load Index (HLI)			

*Total amount (mm) of rain received in the preceding 72h in accordance with the feedlot weather station or nearest locally accessible weather records.

**Weather variables collected by automated weather station.

Date:	Pen:
Days on feed:	Lot number/s:
Number of head:	Stocking density (m ² /head):

1A. Early morning (07:00–08:00)

Time of assessment:

Reactivity Index: from the laneway, approach the mid-point of the feed bunk, stopping 1m from the bunk and take hat off to wave back-and-forth twice, recording the following:

% cattle with no reaction: _____%

% cattle that retreated (backed away and/or stood up): _____%

Posture:

% standing: _____%

% lying (lateral and sternal recumbent): _____%

Is shivering/huddling behaviour present?

Y

N

Cattle showing signs of agitation due to biting flies

(e.g. hoof stamping, head winging, tail flicking and tightly huddled group)? (select one)

No agitation Moderate agitation Severe agitation

Dispersion:

% grouped at water trough/s: _____%

% grouped under artificial shade structures: _____%

Ethogram: observe cattle using a scan sampling approach and record the following:

% resting: _____%

% ruminating: _____%

% eating: _____%

% drinking: _____%

% self-grooming: _____%

% engaged: _____%

% abnormal behaviours: _____%

Demeanour: observe cattle for at least 30 seconds prior to scoring the following terms against a Visual Analogue Scale (VAS; 0–100). To score, place an X along the line for each term.
(Min = term not expressed, Max = term being expressed to the fullest by all animals in the pen)

Active	Min _____	Max _____
Agitated	Min _____	Max _____
Alert	Min _____	Max _____
Curious	Min _____	Max _____
Content	Min _____	Max _____
Dull	Min _____	Max _____
Lively	Min _____	Max _____
Nervous	Min _____	Max _____
Settled	Min _____	Max _____
Sociable	Min _____	Max _____
Uncomfortable	Min _____	Max _____

Record panting scores and drinking behaviour only if PS2 or above was observed the previous day or heat stress conditions are expected today

Morning panting score (% pen per score). For mixed breed pens, record % per breed per PS

PS0	PS1	PS2	PS3	PS4

Drinking behaviour

(select score that best described the behaviour of cattle at the water trough)

- Disinterested
 Some keen
 Crowding
 Hovering over water trough

1B. Feed measurement

Before delivery of fresh feed (feed out):

Feed trough cleanliness (select one)

- Not observed (slick trough)
 Clean
 Foreign bodies
 Faecal matter

At first delivery of fresh feed (feed out):

Feed out time:

Feeding behaviour (to add up to 100%)

- % cattle disinterested: _____%
 % cattle keen/calmly approaching feed bunk: _____%
 % cattle pushing/competitive: _____%

2. Mid-afternoon (14:00–15:00)

Time of assessment:

Reactivity Index: from the laneway, approach the mid-point of the feed bunk, stopping 1m from the bunk and take hat off to wave back-and-forth twice, recording the following:

- % cattle with no reaction: _____%
 % cattle that retreated (backed away and/or stood up): _____%

Posture:

- % standing: _____%
 % lying (lateral and sternal recumbent): _____%

Cattle showing signs of agitation due to biting flies

(e.g. hoof stamping, head winging, tail flicking and tightly huddled group)? (select one)

No agitation Moderate agitation Severe agitation

Dispersion:

% grouped at water trough/s: _____%

% grouped under artificial shade structures: _____%

Ethogram: observe cattle using a scan sampling approach and record the following:

% resting: _____%

% ruminating: _____%

% eating: _____%

% drinking: _____%

% self-grooming: _____%

% engaged: _____%

% abnormal behaviours: _____%

Demeanour: observe cattle for at least 30 seconds prior to scoring the following terms against a Visual Analogue Scale (VAS; 0–100). To score, place an X along the line for each term.

(Min = term not expressed, Max = term being expressed to the fullest by all animals in the pen)

Active	Min_____	Max_____
Agitated	Min_____	Max_____
Alert	Min_____	Max_____
Curious	Min_____	Max_____
Content	Min_____	Max_____
Dull	Min_____	Max_____
Lively	Min_____	Max_____
Nervous	Min_____	Max_____
Settled	Min_____	Max_____
Sociable	Min_____	Max_____
Uncomfortable	Min_____	Max_____

Record panting scores and drinking behaviour only if PS2 or above was observed the previous day or heat stress conditions are expected today

Afternoon panting score (% pen per score). For mixed breed pens, record % per breed per PS

PS0	PS1	PS2	PS3	PS4

Drinking behaviour

(select score that best described the behaviour of cattle at the water trough)

Disinterested Some keen Crowding Hovering over water trough

Health indicators

Number of cattle with nasal discharge: _____

Number of cattle coughing: _____

Number of lame cattle: _____

Number of cattle with ocular discharge: _____

Number of ill thrifty cattle: _____

Number of non-ambulatory cattle

(not structurally sound, unable to bare weight, walk to feed and water without oppressive pain): _____

Do non-ambulatory cattle have easy access to feed and water? (select one)

No feed and water Cattle did have feed and water No non-ambulatory cattle observed

Non-ambulatory cattle (select one):

Did not receive assistance Did receive assistance No non-ambulatory cattle observed

Number of cast animals

(animal unable to stand due to weight and position of ground and require human intervention to stand) _____

Calving heifers/cows (select one):

Calving heifers in distress did not receive assistance Calving heifers in distress did receive assistance

Calving heifers observed but not in distress No calving heifers observed

Nursing heifers/cows provided with a safe and clean environment for calving that promotes survival?

Y

N

Newborn calves in distress (select one):

Newborn calves in distress did not receive assistance Newborn calves in distress did receive assistance

Newborn calves observed but not in distress No newborn calves observed

Water contamination (select one):

Not observed (empty trough) Clean Mild (dust/feed/saliva/algae)

Moderate (faeces/dust/feed/saliva/algae) Marked contamination (non-potable)

Water trough fill (select one):

Empty 25% full >50% full 100% full

Faecal pat consistency (select one):

Very dry, lumpy pats

Dry, stiff, semi-formed

Circular, moist raised pat with symmetrical rings around a dipped centre

Flat, loose, thinly spread pat

Liquid pool of faeces

Animal mud depth (select one):

no cattle with mud at dewclaw level or higher

less than 10% pen surface with cattle with mud at dewclaw level or higher

10–25% pen surface with cattle with mud at dewclaw level or higher

26–50% pen surface with cattle with mud at dewclaw level or higher

greater than 50% pen surface with cattle with mud at dewclaw level or higher

Cattle cleanliness score (select one):

All cattle are clean

Some cattle with legs and thighs covered

Most cattle with legs and thighs covered

Some cattle with thighs and bellies covered

Most cattle with thighs and bellies covered

Some cattle covered completely – mild

Most cattle covered completely – mild

Some cattle covered completely – heavy

Most cattle covered completely – heavy

All cattle heavily covered

5.C Monthly assessments recorded at a feedlot level

Collection interval: monthly

This template enables accredited Animal Welfare Officers (or appropriately trained staff) to review records of morbidity, mortality, the euthanasia rate and thermal comfort of the entire feedlot population. Data can be extracted from software and data recording systems present at the feedlot to determine the below metrics retrospectively.

Pen management	
Average feedlot occupancy for the past month	
Total head days for the past month	
Number of calves born at premises in past month	Born: Sold/cared for as poddy calf: Euthanised: Dead calves (including stillborn) in home pen:
Mortality (head)	Found dead in home pen: Emergency euthanasia in home pen or laneway: Moved to hospital pen for treatment then euthanised: Found dead in hospital/reject/chronic pen:
Facility injuries during and post induction (head)	
Morbidity rate per 1,000 head days (animals moved out of pen for treatment/total head days for the month)	Cattle treated: Morbidity rate:
Necropsy rate (number of autopsies conducted/number of deaths in the past month)	Cattle necropsied: Number of deaths: Necropsy rate:
Euthanasia rate per 1,000 head days (number of animals euthanised/total head days for the month)	Head euthanised: Euthanasia rate:
In the past month, how many days was open mouth panting observed (panting score greater or equal to PS3)?	
In the past month, how many days of cold (cattle huddling/shivering) have occurred?	

6.0 Husbandry welfare practices

Collection interval: monthly

This template is constructed for the accredited Animal Welfare Officer (or appropriately trained staff member) to assess welfare practices in hospital pens or in animals undergoing husbandry procedures on a monthly basis. The number of hospital pens to be assessed is based on what is available and the size of the feedlot according to the table below.

Sample sizes and approximate time needed for each assessment type based on feedlot size (head)

Assessment type	Feedlot size (head)							
	<5,000		5,000–10,000		10,000–20,000		>20,000	
	Sample size	Approx. time ¹	Sample size	Approx. time ¹	Sample size	Approx. time ¹	Sample size	Approx. time ¹
Hospital pens ²	1–2 pens	5–15 min	2–3 pens	15–30 min	3–5 pens	30–45 min	5–7 pens	45–60 min

¹ Time needed is an estimate only based on research team experience.

² The number of hospital pens or trucks to be assessed is based on what is available and the size of the premises. If premises has less than the number of hospital pens indicated above in use, all hospital pens that contain cattle should be assessed.

Observe management of animals and procedures

The template below is scored according to a two-point scale of 0–1, where a score 0 is awarded when the assessment item is not achieved/observed and a score 1 is awarded when the assessment item has been achieved/observed. For example, if there is appropriate shelter or shade provided in hospital pens, a score 1 is awarded. If there is no appropriate shelter or shade, then a score 0 is awarded.

Cattle and facilities	
Shelter or shade provided	0/1
Pen surface provides a dry and comfortable resting place for cattle	0/1
Pain relief used for painful husbandry procedures	0/1
Appropriate hygiene procedures used	0/1
Appropriate handling and restraint used	0/1
Staff aware of treatment plan and return to pen criteria	0/1
Resources and equipment back-up for euthanasia sighted	0/1
Hospital pens space allowance is greater than 15m ² /SCU	0/1
Confirmation of rapid loss of consciousness and animal death utilised	0/1
Humane killing methods utilised (captive bolt or appropriate firearm)	0/1
Staff knowledge/evidence of timeliness of euthanasia (e.g. animal euthanized within four hours of decision to euthanise)	0/1
From protocols and training records:	
Staff have received training and know where protocols are for hospital treatments	0/1
Staff have received training and know where the protocols are for chronic/salvage pens	0/1
Staff have received euthanasia training (technique)	0/1
Staff have received euthanasia training (decision criteria)	0/1
From records:	
Body weight monitored in hospital pen	0/1
No post-induction complications from husbandry procedures	0/1
No post-hospital treatment complications	0/1
Total score:	/18

Observe animals in hospital pen

For each month observe animals in hospital pens. For each individual animal, record the following.

Demeanour: observe cattle for at least two (2) minutes prior to scoring the following terms against a Visual Analogue Scale (VAS; 0–100). To score, place an X along the line for each term. (Min = term not expressed, Max = term being expressed to the fullest by all animals in the pen)		
Active	Min _____	Max _____
Agitated	Min _____	Max _____
Alert	Min _____	Max _____
Curious	Min _____	Max _____
Content	Min _____	Max _____
Dull	Min _____	Max _____
Lively	Min _____	Max _____
Nervous	Min _____	Max _____
Settled	Min _____	Max _____
Sociable	Min _____	Max _____
Uncomfortable	Min _____	Max _____

Definitions – Husbandry

Animals that are sick or injured should be provided with shade or shelter and a dry and comfortable resting place.

Appropriate handling aids are drafting sticks, rattle paddles and flags. They should be used to encourage an animal to move, but never used to hit an animal.

Electric prodders must only be used to assist movement of cattle when animal or human safety is at risk or as a last resort when all other humane alternatives have failed and only when cattle have a clear path to move.

An electric prodder should not be used on an animal which has nowhere to go or is already moving in the right direction, such as animals at the back of the mob.

The use of **pain relief** is compulsory for castration and dehorning of animals above certain ages. For recommended pain relief strategies, check out this guide: [Guide to the use of pain relief in the grass-fed beef cattle sector](#).

For best pain relief, surgical procedures (e.g. dehorning and castration) should be accompanied by multi-modal pain relief using local anaesthetic (such as TriSolven) **plus** longer-acting Non-Steroidal Anti-inflammatory Drugs (such as Meloxicam or Buccalgesic).

Good hygiene involves washing hands and instruments, keeping separate containers with antiseptic for washing hands and storing instruments and changing antiseptic solution, blades and needles after every 30 animals or earlier if needle is blunt or burred.

Demeanour term	Description
Active	Energetic, lively, busy body movement and actions
Agitated	Restless, frustrated, uneasy, reactive, nervous movements
Alert	Wide awake, fully aware, attentive, vigilant, engaged with surroundings, ready to act
Curious	Positive interest, questioning and inquisitive towards surroundings, actively exploring and engaging with environment
Content	Above means met, state of satisfaction, confident, contentment in life situation, appeased, happy, in control and at ease
Dull	Lacking interest, dispirited or wearied, slow moving, tired, may include an element of being unwell
Lively	Animated, energetic, excited, eager, enthusiastic, playful, positively engaged with surroundings and/or other cattle
Nervous	Anxious, alarmed, worried, tense, unsure, unable to settle, reactive to stimuli, vigilant or watchful
Settled	Quiet, calm, relaxed and resting
Sociable	Actively seeking engagement with conspecifics, friendly, gregarious, hostile, aggressive or angry, may include social grooming, play, antagonistic and displacement behaviours, or mounting/riding
Uncomfortable	Showing signs of physical discomfort, uneasy, irritated

7.0 Nutrition and feeding information

Collection interval: monthly

This template is constructed for the accredited Animal Welfare Officer (or appropriately trained staff member) to assess nutrition and feeding welfare related measures a monthly basis. The number of home pens to be assessed is based on what is available and the size of the feedlot as outlined in Section 5B. The template should be completed once for each unique individual lot monitored.

Date:		
Pen:	Days on feed:	Lot number/s:

Nutrition and feeding information	
How often are animals fed?	<input type="checkbox"/> Not every day <input type="checkbox"/> Limit fed <input type="checkbox"/> Once daily <input type="checkbox"/> Two or more times daily <input type="checkbox"/> Self-feeder
For each home pen assessed, are animals usually fed within two hours of target feeding time?	<input type="checkbox"/> Y <input type="checkbox"/> N
For each home pen assessed, how full is each feed bunk? (Record one hour before normal feed out time)	<input type="checkbox"/> Slick (licked clean) <input type="checkbox"/> Crumbs (0–0.1 kg/hd) <input type="checkbox"/> 0.11–0.50 kg/hd <input type="checkbox"/> 0.51–1.0 kg/hd <input type="checkbox"/> Greater than 1kg/hd
Is there evidence of feed contamination in the feed bunk (e.g. mould, foreign bodies, faecal matter, water etc.) (Record one hour before normal feed out time)	<input type="checkbox"/> Y <input type="checkbox"/> N
For each home pen assessed, are any bunks slick at 6pm (for cattle that are not limit fed for programmed growth)?*	<input type="checkbox"/> Y <input type="checkbox"/> N
Are bunks slick three hours before feed out for three days in a row (for cattle that are not limit fed for program growth)?*	<input type="checkbox"/> Y <input type="checkbox"/> N

*Excluding limit fed cattle and those provided with an additional food source in the pen.

8.0 Other animals

Collection interval: six-monthly

This template is constructed for the accredited Animal Welfare Officer (or appropriately trained staff member) to assess welfare of other working animals on a six-monthly basis. If new animals are brought onto the premises, this template should be filled out again.

Other working animals	
Is the body condition score of horses on the feedlot appropriate for working conditions?	<input type="checkbox"/> Y <input type="checkbox"/> N <input type="checkbox"/> N/A
Do any of the horses have injuries or are they lame?	<input type="checkbox"/> Y <input type="checkbox"/> N <input type="checkbox"/> N/A
Are the vaccination/treatment and worming protocols of the horses up to date?	<input type="checkbox"/> Y <input type="checkbox"/> N <input type="checkbox"/> N/A
Is the body condition score of dogs on the feedlot appropriate for working conditions?	<input type="checkbox"/> Y <input type="checkbox"/> N <input type="checkbox"/> N/A
Do any of the dogs have injuries or are they lame?	<input type="checkbox"/> Y <input type="checkbox"/> N <input type="checkbox"/> N/A
Are the vaccination/treatment and worming protocols of the dogs up to date?	<input type="checkbox"/> Y <input type="checkbox"/> N <input type="checkbox"/> N/A
Do all working animals have water available at all reasonable times?	<input type="checkbox"/> Y <input type="checkbox"/> N <input type="checkbox"/> N/A
Do all working animals have appropriate housing, including appropriate kennel/stable size, bedding and a cleanliness/cleaning roster?	<input type="checkbox"/> Y <input type="checkbox"/> N <input type="checkbox"/> N/A

N/A indicates that a feedlot does not use/house these animals.

Definitions – other animals

Adequate/appropriate body condition score: One which enables the animal to work effectively without the potential for causing excess stress, illness, exhaustion or injury.

9.0 Abattoir feedback

Collection interval: monthly

This template enables accredited Animal Welfare Officers (or appropriately trained staff) to review records provided by processing plant/abattoir from routine ante-mortem inspections. Data can be extracted from software and data recording systems present in feedback sheets from the abattoir to determine the below metrics retrospectively.

Abattoir feedback
% consignment rejected from slaughter/condemned: _____%
% consignment withheld for further treatment: _____%
% consignment requiring emergency treatment: _____%
% consignment requiring restricted slaughter: _____%

For more information regarding ante-mortem inspections refer to the Australian Meat Processor Corporation (AMPC) *'Is the animal fit to process?'* guide.



4903
48

4903
48

Care is taken to ensure the accuracy of the information contained in this publication. However, MLA cannot accept responsibility for the accuracy or completeness of the information or opinions contained in the publication. You should make your own enquiries before making decisions concerning your interests. MLA accepts no liability for any losses incurred if you rely solely on this publication and excludes all liability as a result of reliance by any person on such information or advice.

Apart from any use permitted under the Copyright Act 1968, all rights are expressly reserved. Requests for further authorisation should be directed to the Content Manager, PO Box 1961, North Sydney, NSW 2059 or info@mla.com.au. © Meat & Livestock Australia 2023 ABN 39 081 678 364. Published in June 2023.

MLA acknowledges the matching funds provided by the Australian Government to support the research and development detailed in this publication.



PO Box 1961
North Sydney NSW 2059
P: 02 9463 9333
E: info@mla.com.au
mla.com.au