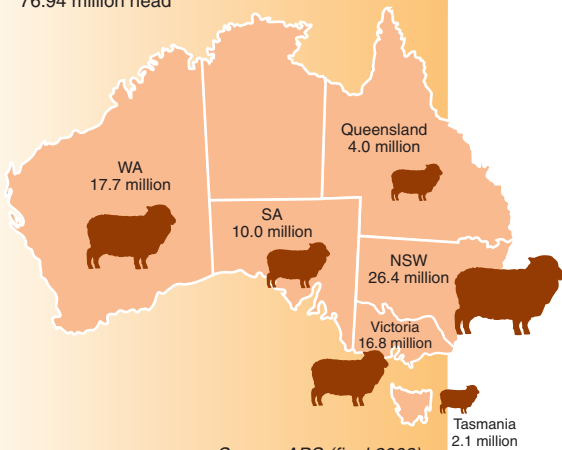


# fast facts 2009

## National sheep and lamb numbers

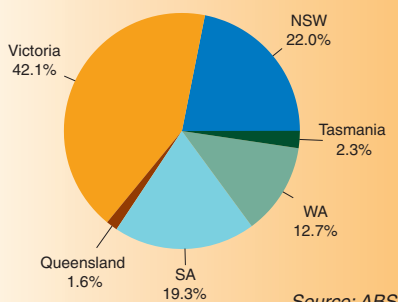
as at June 2008  
76.94 million head



Source: ABS (final 2008)

## Australian lamb production

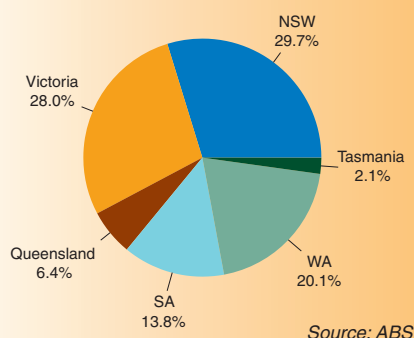
422,945 tonnes cwt (2008-09)



Source: ABS

## Australian mutton production

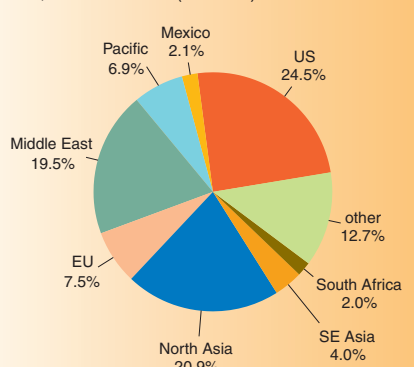
235,345 tonnes cwt (2008-09)



Source: ABS

## Australian lamb exports

155,824 tonnes swt (2008-09)



Source: DAFF

## Australia's sheepmeat industry

Australia is one of the world's leading producers of lamb and mutton, the world's largest exporter of mutton and the second largest exporter of lamb. The off-farm meat value of the Australian sheepmeat industry is \$4.3 billion (consumer expenditure plus export value).

### Flock facts and figures:

- 31,433 properties with sheep and lambs (ABS June 2008 final estimates).
- There are 45.4 million breeding ewes one-year and older (ABS June 2008 final estimates).
- Prime lamb producers are predominately located in the Riverina, the wheat-sheep zone of NSW, the Victorian and NSW Murray region and the high rainfall areas in south-west Victoria and eastern South Australia. Sheep are primarily located in the south-west WA, south western part of Victoria and the southern part of NSW.
- The sheepmeat industry accounts for 25% of all farms with agricultural activity.
- The area operated by farms with lambs and sheep is around 134 million hectares, or 30% of all agricultural area and 17% of Australia's land mass.

### People in the industry:

- The lamb and mutton industry employs approximately 106,200 workers at the farm, processing and retail levels.

### How much is produced?

- In 2008-09, Australia produced around 422,900 tonnes of lamb and 235,300 tonnes of mutton.

### What is the value of production?

- The gross value of Australian sheep, lamb and live sheep production is estimated at \$2.6 billion (ABARE 2008-09).
- Lambs and sheep contributed 6% of the total farm value of \$45 billion in 2008-09.

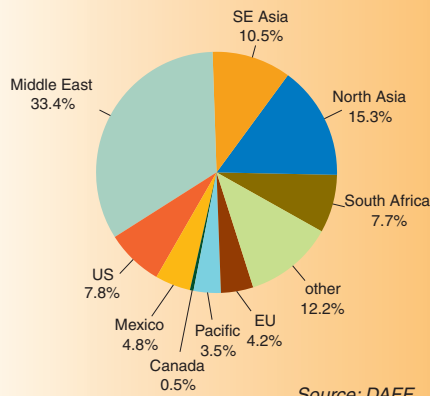
### Domestic value and consumption:

- Domestic expenditure on lamb is estimated at \$2.2 billion and mutton \$270 million in 2008-09 (MLA 2008-09 estimate).
- Australians eat 11kg of lamb and 2.1kg of mutton per person yearly (MLA 2008-09 carcass weight estimate) – among the highest consumption in the world.
- Around 51.7% of Australian fresh meat buyers purchase lamb (Roy Morgan Brand Planner 2008-09).

# fast facts 2009

## Australian mutton exports

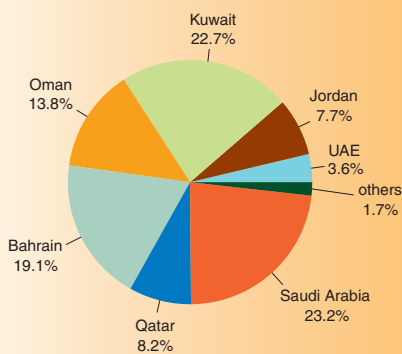
145,983 tonnes swt (2008-09)



Source: DAFF

## Australian live sheep exports

4,066,726 head (2008-09)



Source: ABS

## Contact

Market Information

Meat & Livestock Australia

Ph: 02 9463 9163

Fax: 02 9463 9220

Email: [marketinfo@mla.com.au](mailto:marketinfo@mla.com.au)



Level 1, 165 Walker Street,

North Sydney NSW 2060

Ph: 02 9463 9333

Fax: 02 9463 9393

[www.mla.com.au](http://www.mla.com.au)

ISSN 1837-4700

Published October 2009

© Meat & Livestock Australia

ABN 39 081 678 364

MLA makes no representation as to the accuracy of any information or advice contained in this document and excludes all liability, whether in contract, tort (including negligence or breach of statutory duty) or otherwise as a result of reliance by any person on such information or advice.

## Australia's sheepmeat industry

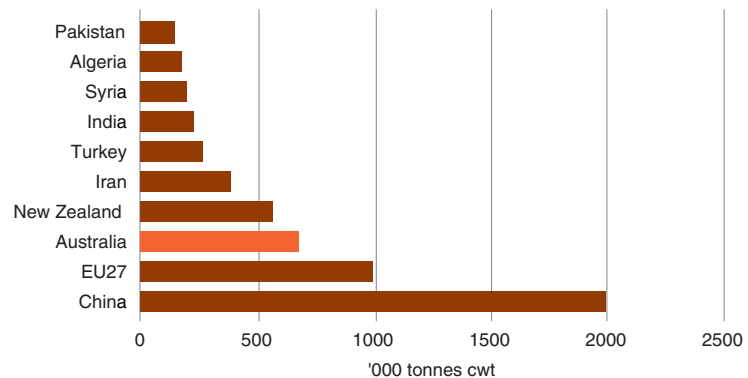
### Export value and volume:

- In 2008-09, Australia exported 44% of total Australian lamb production and 80% of total Australian mutton production (DAFF/ABS).
- The value of total lamb exports in 2008-09 was \$966 million and mutton exports was \$499 million (ABS).
- Australian live sheep exports were valued at \$340 million in 2008-09 (ABS).
- The lamb and sheep industry (including live sheep) contributed around 6% to the value of total Australian farm exports in 2008-09.

### Australia's place in the world:

- Australia produces 8% of the world's lamb and mutton supply.
- Australia is a close second behind NZ in world lamb exports and the largest mutton exporter and live sheep exporter.

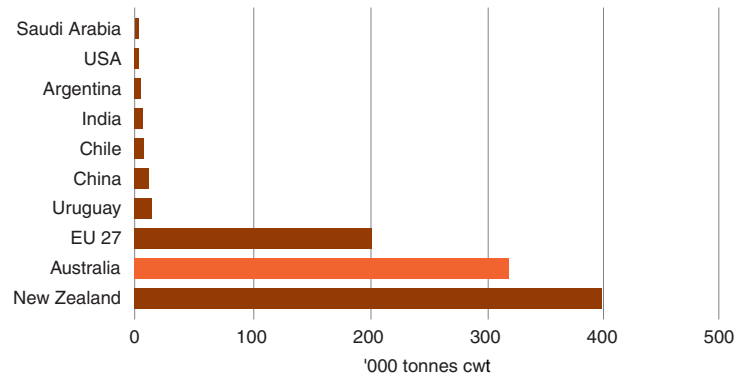
### Top ten lamb and mutton producing countries



Source: FAO latest available 2007 data

### Top ten world lamb and mutton exporters

NB: calculations include intra EU trade



Source: FAO latest available 2007 data