
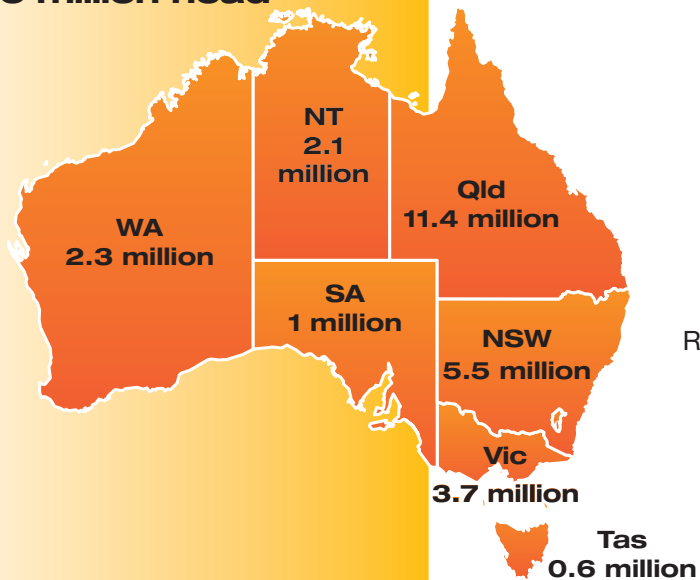


Cattle numbers - as at June 2010

Natural Resource Management Region

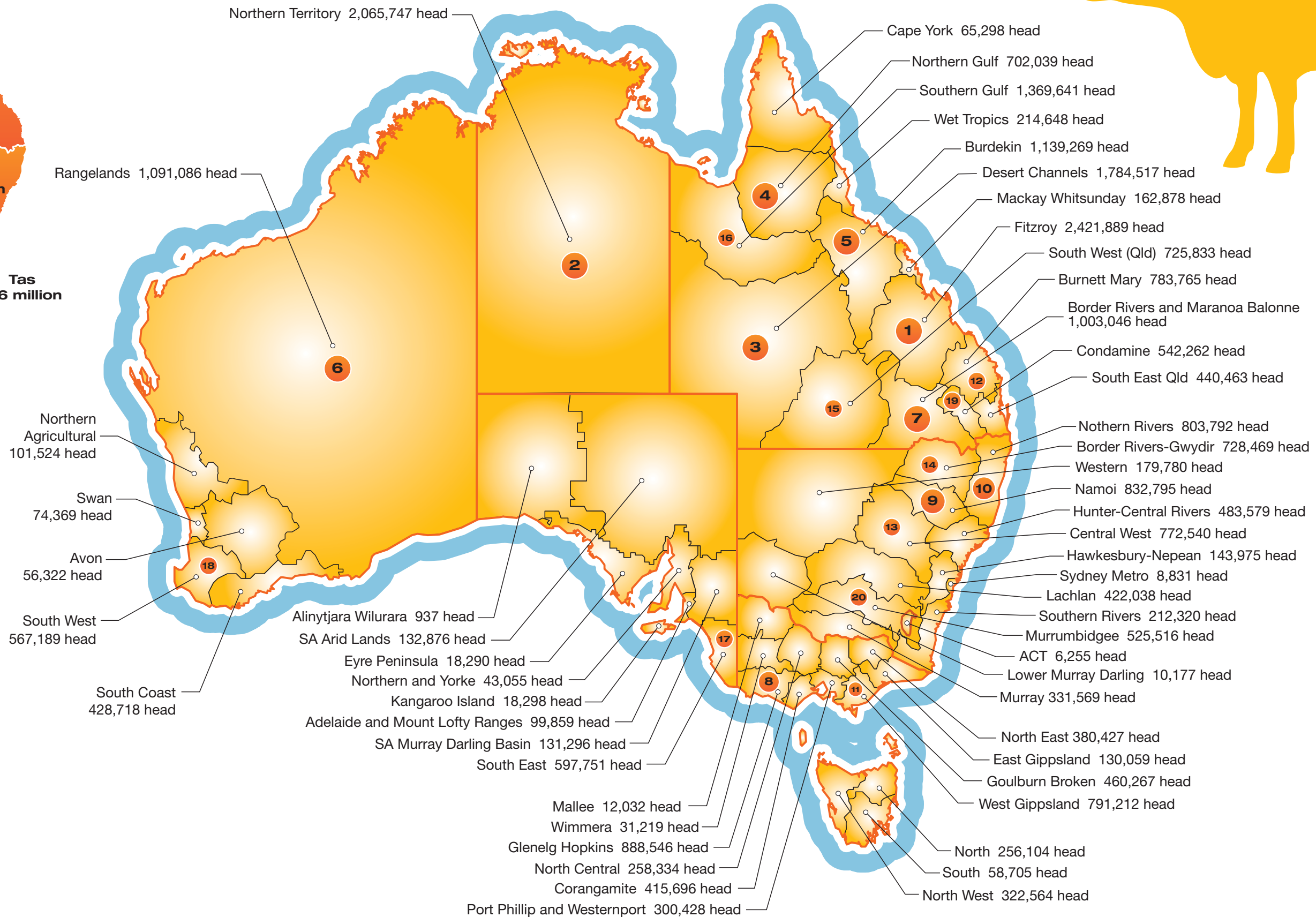


National cattle numbers
26.6 million head



Top 20 cattle regions

NRM region	State	Total head
1 Fitzroy	Qld	2,421,889
2 Northern Territory	NT	2,065,747
3 Desert Channels	Qld	1,784,517
4 Southern Gulf	Qld	1,369,641
5 Burdekin	Qld	1,139,269
6 Rangelands	WA	1,091,086
7 Border Rivers and Maranoa Balonne	Qld	1,003,046
8 Glenelg Hopkins	Vic	888,546
9 Namoi	NSW	832,795
10 Northern Rivers	NSW	803,792
11 West Gippsland	Vic	791,212
12 Burnett Mary	Qld	783,765
13 Central West	NSW	772,540
14 Border Rivers-Gwydir	NSW	728,469
15 South West	Qld	725,833
16 Northern Gulf	Qld	702,039
17 South East	SA	597,751
18 South West	WA	567,189
19 Condamine	Qld	542,262
20 Murrumbidgee	NSW	525,516



Level 1, 165 Walker Street,
North Sydney NSW 2060
Ph: 02 9463 9333
Fax: 02 9463 9393
www.mla.com.au

July 2011
© Meat & Livestock Australia
ABN 39 081 678 364

MLA makes no representation as to the accuracy of any information or advice contained in this document and excludes all liability, whether in contract, tort (including negligence or breach of statutory duty) or otherwise as a result of reliance by any person on such information or advice.

Source: Australian Bureau of Statistics and Australian Government Land and Coasts