

# Australian beef exports

## Monthly trade summary

### December 2017

#### 12-months ending December

Volume (tonnes swt)	Chilled		Frozen		Total	
	12-months ending December	Y-O-Y % chg.	12-months ending December	Y-O-Y % chg.	12-months ending December	Y-O-Y % chg.
Total	275,971	-1	738,944	0	1,014,915	0
US	63,741	4	170,372	-6	234,112	-3
Japan	117,382	1	174,982	18	292,364	11
South Korea	33,708	-8	114,844	-20	148,552	-17
China	6,045	-7	104,014	19	110,059	17
Canada	1,576	-24	18,378	7	19,954	3
Taiwan	4,978	-2	26,132	-1	31,110	-1
Indonesia	3,752	-20	45,946	-19	49,698	-19
Philippines	766	-3	32,500	13	33,267	13
EU	17,346	-14	527	-7	17,873	-14
Saudi Arabia	2,570	-17	7,037	-14	9,607	-15
Malaysia	2,116	5	8,515	2	10,631	2
UAE	5,155	1	3,456	-6	8,611	-2
Singapore	3,659	2	2,113	-38	5,772	-17
Hong Kong	3,338	2	4,353	257	7,691	71
Thailand	1,656	15	4,247	3	5,903	6
Other	8,182		21,529		29,711	

#### Calendar year-to-December

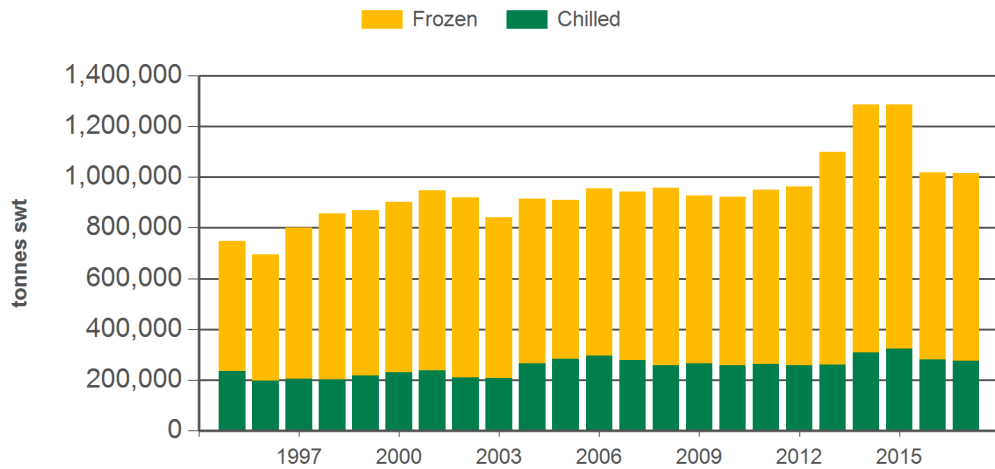
Chilled		Frozen		Total	
2017 YTD	Y-O-Y % chg.	2017 YTD	Y-O-Y % chg.	2017 YTD	Y-O-Y % chg.
275,971	-1	738,944	0	1,014,915	0
63,741	4	170,372	-6	234,112	-3
117,382	1	174,982	18	292,364	11
33,708	-8	114,844	-20	148,552	-17
6,045	-7	104,014	19	110,059	17
1,576	-24	18,378	7	19,954	3
4,978	-2	26,132	-1	31,110	-1
3,752	-20	45,946	-19	49,698	-19
766	-3	32,500	13	33,267	13
17,346	-14	527	-7	17,873	-14
2,570	-17	7,037	-14	9,607	-15
2,116	5	8,515	2	10,631	2
5,155	1	3,456	-6	8,611	-2
3,659	2	2,113	-38	5,772	-17
3,338	2	4,353	257	7,691	71
1,656	15	4,247	3	5,903	6
8,182		21,529		29,711	

#### Month of December

Chilled			Frozen			Total		
2017 December	M-O-M % chg.	Y-O-Y % chg.	2017 December	M-O-M % chg.	Y-O-Y % chg.	2017 December	M-O-M % chg.	Y-O-Y % chg.
22,631	-4	-7	65,288	2	0	87,919	0	-2
4,794	15	-11	13,489	28	-25	18,282	24	-22
9,363	-10	4	14,554	-6	2	23,917	-7	3
3,130	-5	-25	11,065	6	-15	14,195	3	-17
644	0	-4	11,450	3	55	12,095	3	50
101	-21	211	1,810	-4	91	1,911	-5	95
432	-1	-8	2,259	-17	2	2,691	-15	0
217	-28	-69	3,373	-14	-14	3,589	-15	-22
64	-52	-41	2,094	-11	87	2,158	-14	76
1,206	-5	20	71	337	2	1,277	-1	19
175	-21	-13	416	-16	1	590	-18	-4
150	-7	-20	790	8	-3	940	5	-6
480	-11	-6	257	18	41	737	-2	6
398	12	0	101	-47	-50	500	-8	-17
339	1	1	739	-32	404	1,077	-24	124
304	73	2	863	-21	-1	1,166	-8	0
834			1,959			2,792		

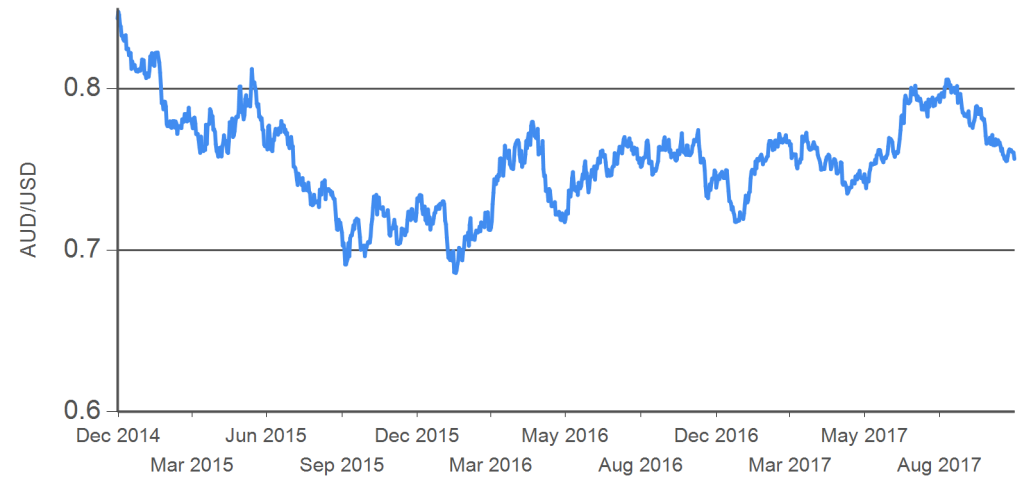
Source: DAWR. SWT = Shipped weight. YTD = Calendar year-to-December. Y-O-Y = Year-on-year. M-O-M = Month-on-month. For further information email [marketinfo@mla.com.au](mailto:marketinfo@mla.com.au).

#### Year-to-December beef exports



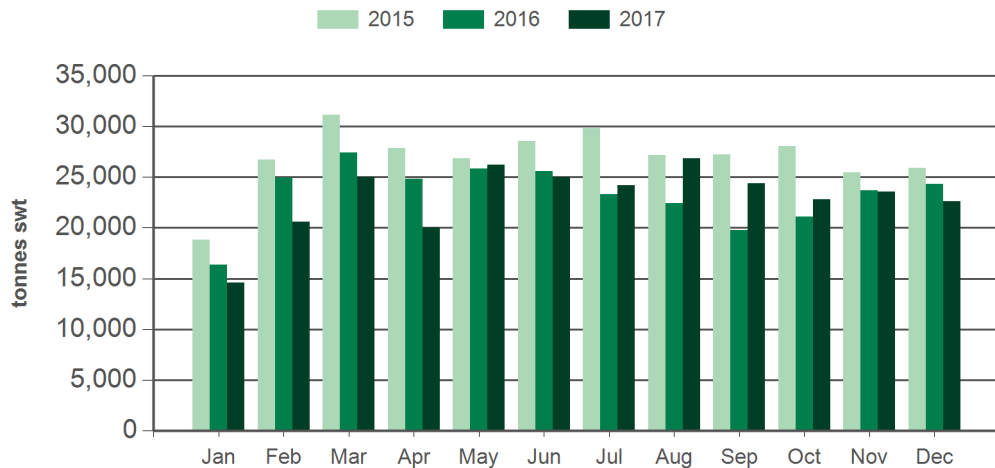
Source: DAWR, Prepared by MLA

#### AUD/USD



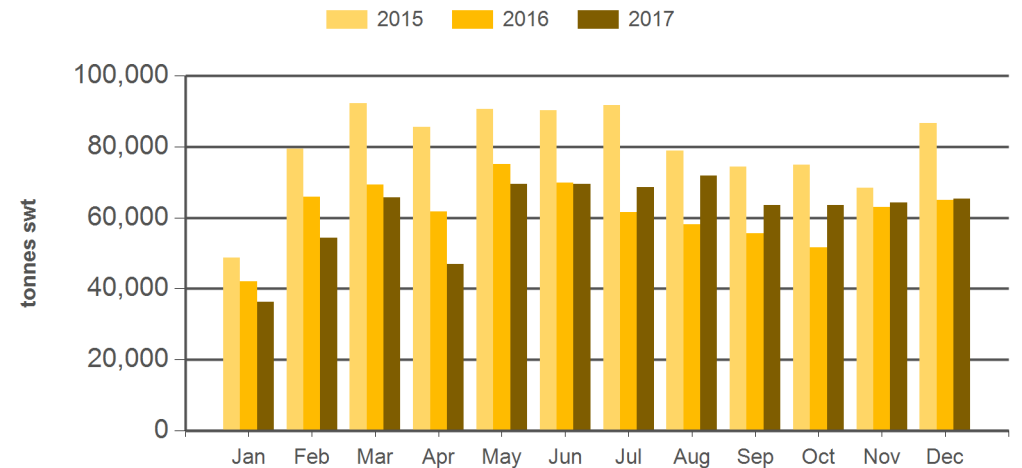
Source: xe.com, Prepared by MLA

#### Monthly chilled beef exports



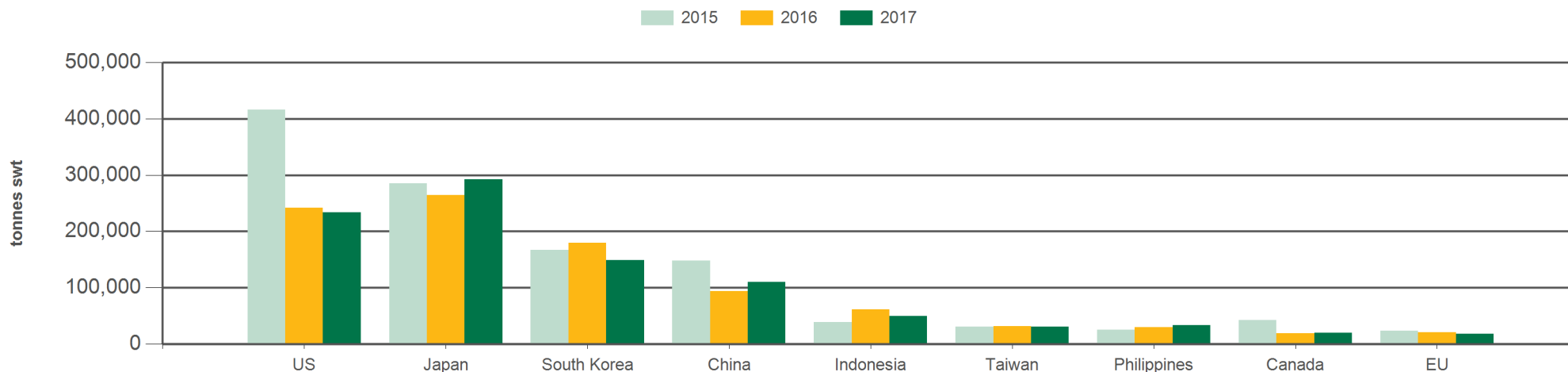
Source: DAWR, Prepared by MLA

#### Monthly frozen beef exports



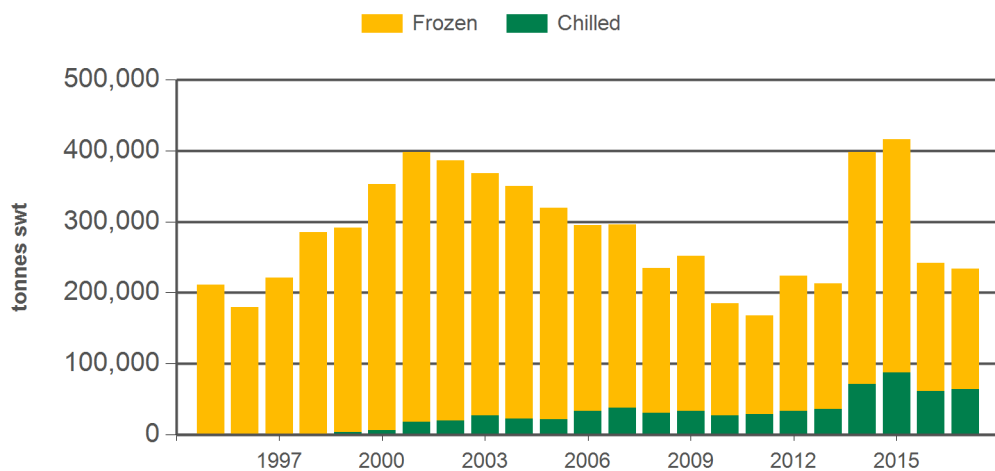
Source: DAWR, Prepared by MLA

#### Year-to-December beef exports



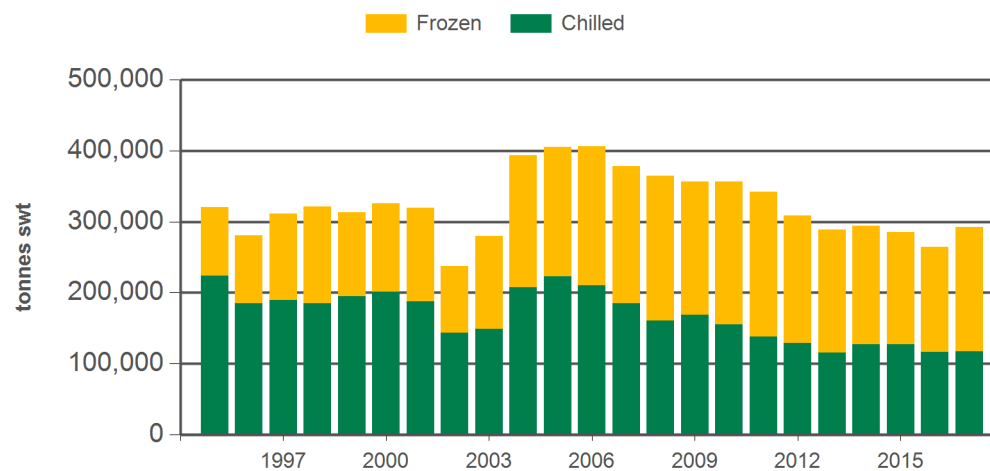
Source: DAWR, Prepared by MLA

#### Year-to-December beef exports to the US



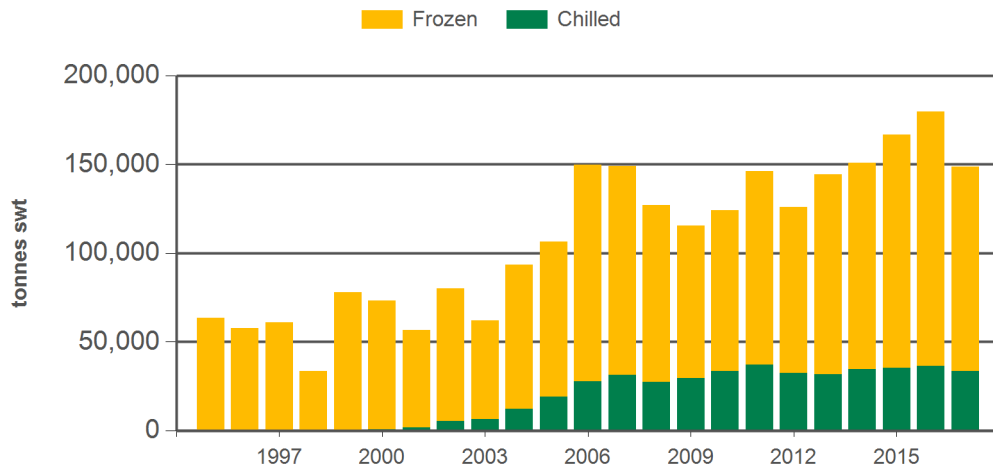
Source: DAWR, Prepared by MLA

#### Year-to-December beef exports to Japan



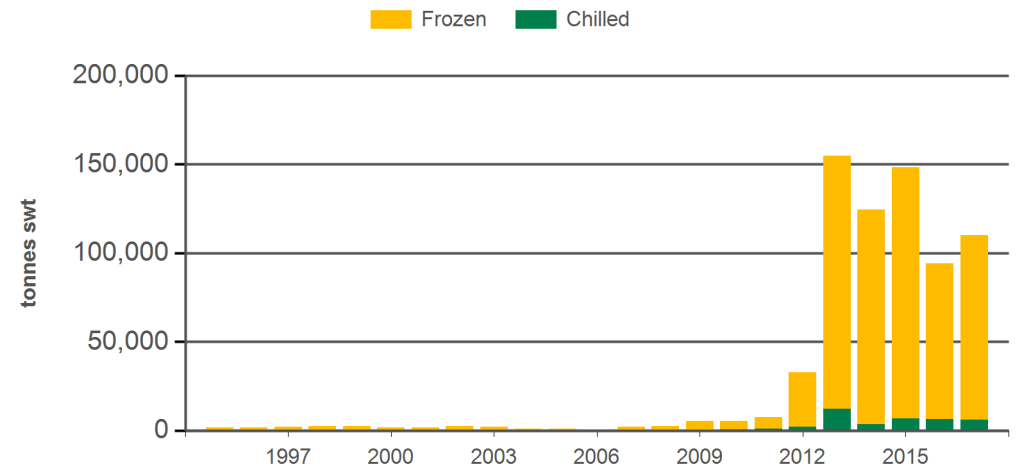
Source: DAWR, Prepared by MLA

#### Year-to-December beef exports to South Korea



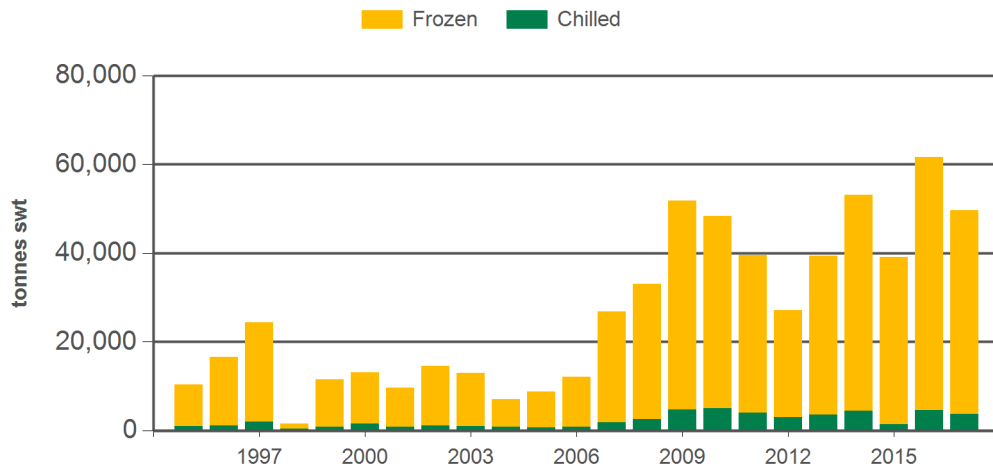
Source: DAWR, Prepared by MLA

#### Year-to-December beef exports to China




Source: DAWR, Prepared by MLA

#### Year-to-December beef exports to Indonesia




Source: DAWR, Prepared by MLA


NEED MORE INFORMATION?



Click here for further prices and market information:  
<http://www.mla.com.au/prices-markets>



To download all historical data, click here to access MLA's statistics database:  
<http://statistics.mla.com.au>



Email [marketinfo@mla.com.au](mailto:marketinfo@mla.com.au) to subscribe to this or any other of MLA's market information reports

**Historical beef exports - Calendar year totals**

Volume (tonnes swt)	2002	2003	2004	2005	2006	2007	2008	2009	2010	2011	2012	2013	2014	2015	2016	2017 YTD	Y-O-Y % chg.
Total	920,330	840,917	913,755	909,396	953,933	941,421	957,482	927,279	922,833	949,195	963,782	1,099,487	1,287,012	1,285,073	1,018,105	1,014,915	0
US	385,827	368,010	349,744	319,752	295,267	296,099	234,779	251,479	185,035	167,820	224,111	212,703	397,889	415,951	242,013	234,112	-3
Japan	236,957	279,316	393,471	405,085	405,796	377,866	364,304	356,569	356,213	342,188	308,540	288,796	293,780	285,224	264,325	292,364	11
South Korea	80,153	62,262	93,310	106,444	149,663	148,933	127,207	115,482	124,161	146,347	125,957	144,365	150,918	166,588	179,854	148,552	-17
China	2,370	2,120	1,265	1,012	849	2,146	2,682	5,287	5,600	7,754	32,906	154,833	124,586	148,222	94,040	110,059	17
Canada	82,926	29,003	7,453	7,618	9,609	12,311	8,543	12,319	6,949	10,148	15,661	17,898	32,972	42,575	19,316	19,954	3
Taiwan	34,370	31,119	26,454	30,305	28,601	29,120	27,099	31,290	30,821	36,748	38,280	35,703	36,419	30,448	31,385	31,110	-1
Indonesia	14,553	12,994	7,127	8,762	12,153	26,788	33,018	51,815	48,436	39,590	27,097	39,418	53,140	39,134	61,676	49,698	-19
Philippines	12,856	8,576	2,071	2,951	1,937	3,416	14,143	16,960	19,205	20,998	25,718	26,992	34,352	25,352	29,431	33,267	13
EU	6,849	5,670	6,756	6,469	8,457	5,953	11,876	9,307	9,885	12,836	14,949	19,927	24,619	23,445	20,841	17,873	-14
Saudi Arabia	2,338	1,773	684	319	971	897	3,650	2,981	3,390	6,017	5,241	31,126	32,213	29,629	11,271	9,607	-15
Malaysia	7,397	6,524	4,795	2,348	2,031	3,303	6,183	8,027	11,701	14,436	15,544	15,935	13,105	12,344	10,391	10,631	2
UAE	1,704	1,200	1,215	1,298	1,352	1,807	4,312	4,417	5,801	7,431	7,640	7,987	8,777	9,871	8,753	8,611	-2
Singapore	3,874	3,708	2,089	1,893	3,205	5,534	8,061	7,472	7,622	9,659	14,087	10,564	10,094	8,767	6,967	5,772	-17
Hong Kong	2,909	2,121	2,415	1,787	1,757	2,361	3,231	7,491	7,040	8,869	6,340	5,070	14,739	6,655	4,494	7,691	71
Thailand	795	626	1,013	984	1,391	1,541	1,426	1,595	1,834	2,499	2,789	4,263	5,422	5,897	5,565	5,903	6
Other	44,453	25,894	13,894	12,369	30,894	23,347	106,968	44,788	99,141	115,854	98,923	83,909	53,987	34,970	27,785	29,711	

Source: DAWR. SWT = Shipped weight. YTD = Calendar year-to-December. Y-O-Y = Year-on-year. For further information email [marketinfo@mla.com.au](mailto:marketinfo@mla.com.au).