

#### 12-months ending December

Volume (tonnes swt)	Chilled		Frozen		Total		
	12-months ending December	Y-O-Y % chg.	12-months ending December	Y-O-Y % chg.	12-months ending December	Y-O-Y % chg.	
<b>TOTAL</b>	Nth America	65,406	3	188,784	-5	254,190	-3
	US	63,741	4	170,372	-6	234,112	-3
	Canada	1,576	-24	18,378	7	19,954	3
	Mexico	89	35	34	13	124	28

<b>GRAIN</b>	Nth America	6,119	-28	2,203	-19	8,322	-26
	US	5,423	-32	1,531	-15	6,954	-29
	Canada	695	19	660	-28	1,356	-10
	Mexico	1		12	159	12	177

<b>GRASS</b>	Nth America	59,287	8	186,581	-4	245,868	-2
	US	58,318	9	168,840	-6	227,158	-2
	Canada	881	-40	17,718	8	18,598	4
	Mexico	88	34	23	-12	111	21

#### Calendar year-to-December

Chilled		Frozen		Total	
2017 YTD	Y-O-Y % chg.	2017 YTD	Y-O-Y % chg.	2017 YTD	Y-O-Y % chg.
65,406	3	188,784	-5	254,190	-3
63,741	4	170,372	-6	234,112	-3
1,576	-24	18,378	7	19,954	3
89	35	34	13	124	28

6,119	-28	2,203	-19	8,322	-26
5,423	-32	1,531	-15	6,954	-29
695	19	660	-28	1,356	-10
1	-	12	159	12	177

59,287	8	186,581	-4	245,868	-2
58,318	9	168,840	-6	227,158	-2
881	-40	17,718	8	18,598	4
88	34	23	-12	111	21

#### Month of December

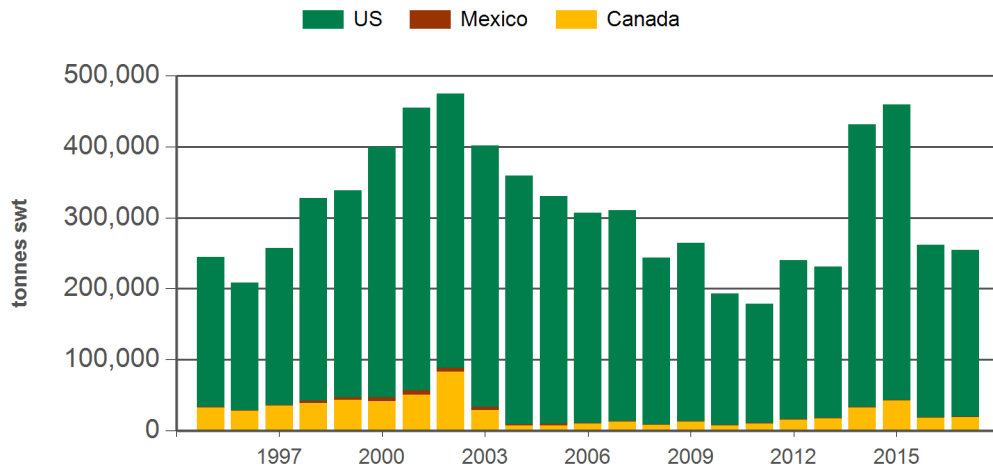
Chilled			Frozen			Total		
2017 December	M-O-M % chg.	Y-O-Y % chg.	2017 December	M-O-M % chg.	Y-O-Y % chg.	2017 December	M-O-M % chg.	Y-O-Y % chg.
4,895	13	-10	15,299	23	-19	20,194	21	-17
4,794	15	-11	13,489	28	-25	18,282	24	-22
101	-21	211	1,810	-4	91	1,911	-5	95
-	-	-	-	-	-	-	-	-

416	-	12	147	4	22	563	1	14
344	3	-7	109	-11	-10	453	-1	-8
72	-12	4,240	38	100	-	110	9	6,537
-	-	-	-	-	-	-	-	-

4,478	15	-11	15,152	23	-19	19,631	21	-18
4,449	17	-11	13,380	28	-25	17,830	25	-22
29	-36	-6	1,772	-5	87	1,801	-6	84
-	-	-	-	-	-	-	-	-

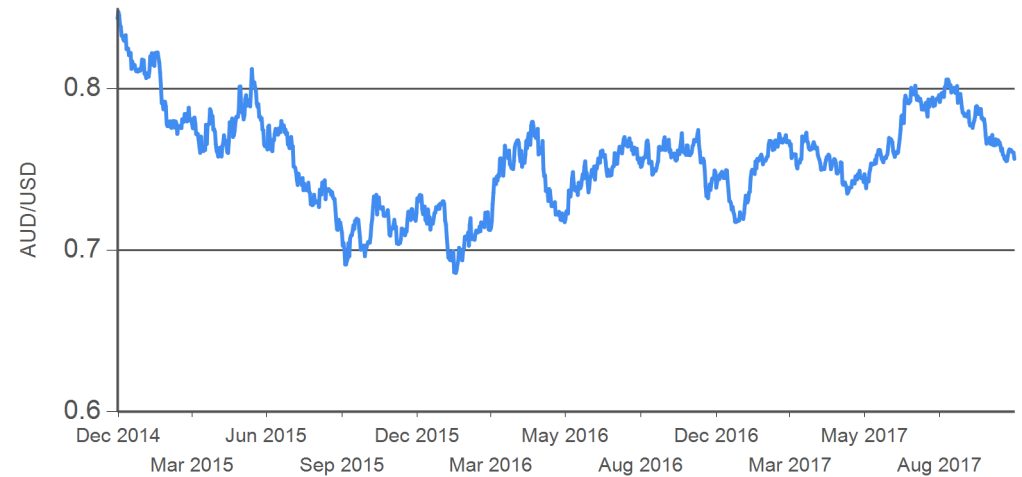
Source: DAWR. SWT = Shipped weight. YTD = Calendar year-to-December. Y-O-Y = Year-on-year. M-O-M = Month-on-month. Grain is the prefix for grainfed beef. Grass is the prefix for grassfed beef. For further information email [marketinfo@mla.com.au](mailto:marketinfo@mla.com.au).

#### Year-to-December beef exports to North America



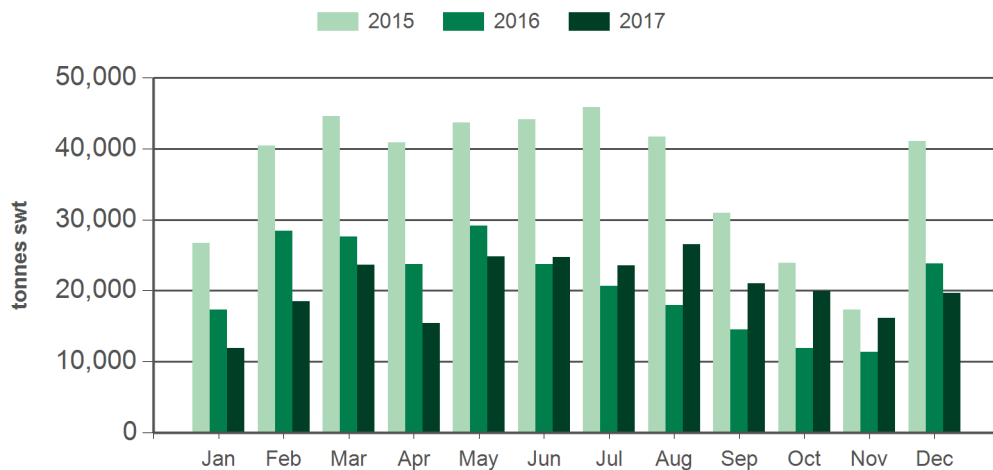
Source: DAWR, Prepared by MLA

#### AUD/USD



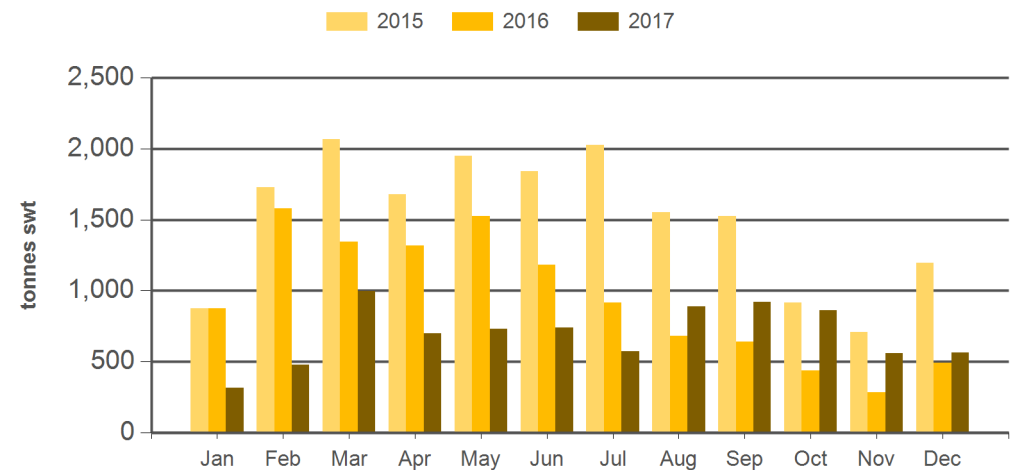
Source: xe.com, Prepared by MLA

#### Monthly grassfed beef exports to North America



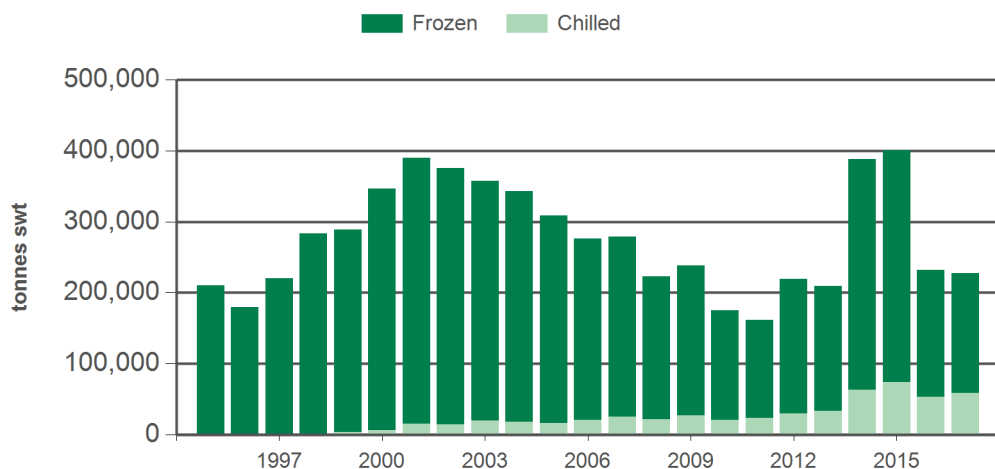
Source: DAWR, Prepared by MLA

#### Monthly grainfed beef exports to North America



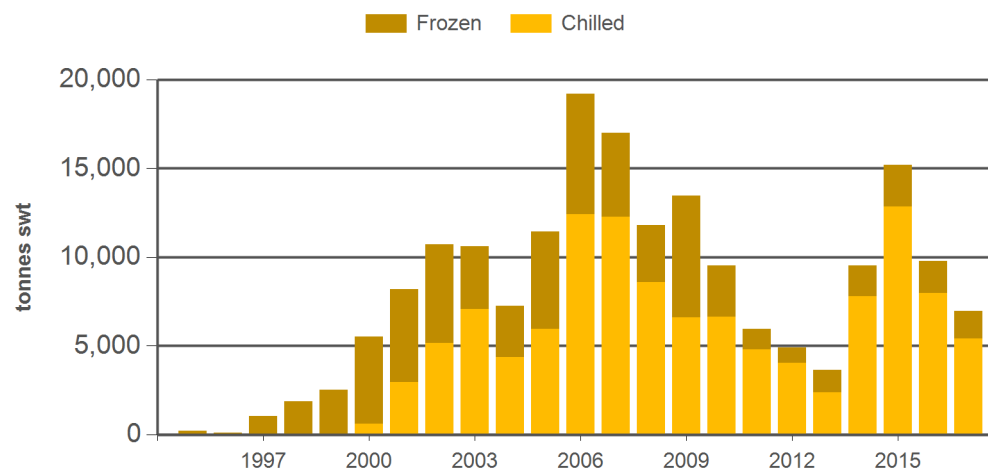
Source: DAWR, Prepared by MLA

### Year-to-December grassfed beef exports to the US



Source: DAWR, Prepared by MLA

### Year-to-December grainfed beef exports to the US



Source: DAWR, Prepared by MLA

### Historical beef exports - Calendar year totals

Volume (tonnes swt)	2002	2003	2004	2005	2006	2007	2008	2009	2010	2011	2012	2013	2014	2015	2016	2017 YTD	Y-O-Y % chg.
Nth America	474,583	401,602	358,827	329,909	306,394	310,042	243,938	264,834	193,149	178,672	240,070	231,097	431,731	459,218	261,425	254,190	-3
US	385,827	368,010	349,744	319,752	295,267	296,099	234,779	251,479	185,035	167,820	224,111	212,703	397,889	415,951	242,013	234,112	-3
Canada	82,926	29,003	7,453	7,618	9,609	12,311	8,543	12,319	6,949	10,148	15,661	17,898	32,972	42,575	19,316	19,954	3
Mexico	5,830	4,588	1,631	2,540	1,518	1,633	616	1,036	1,166	703	298	497	870	692	96	124	28

Source: DAWR. SWT = Shipped weight. YTD = Calendar year-to-December. Y-O-Y = Year-on-year. For further information email [marketinfo@mla.com.au](mailto:marketinfo@mla.com.au).