

12-months ending December

Volume (tonnes swt)	Chilled		Frozen		Total	
	12-months ending December	Y-O-Y % chg.	12-months ending December	Y-O-Y % chg.	12-months ending December	Y-O-Y % chg.
Middle East	59,542	0	48,705	-2	108,247	-1
Nth Africa	0		737	-63	737	-63
UAE	18,580	-1	10,226	-12	28,806	-6
Saudi Arabia	3,070	-31	16,394	20	19,464	7
Qatar	15,625	0	1,337	-48	16,963	-7
Jordan	7,723	-26	3,244	28	10,967	-15
Kuwait	4,964	51	4,722	-5	9,686	17
Bahrain	4,129	-32	3,294	41	7,423	-12
Oman	475	18	6,587	-18	7,062	-16
Egypt	0	-100	972	-44	972	-45
Other	4,975		2,667		7,643	

Calendar year-to-December

Chilled		Frozen		Total	
2017 YTD	Y-O-Y % chg.	2017 YTD	Y-O-Y % chg.	2017 YTD	Y-O-Y % chg.
59,542	0	48,705	-2	108,247	-1
0	-	737	-63	737	-63
18,580	-1	10,226	-12	28,806	-6
3,070	-31	16,394	20	19,464	7
15,625	0	1,337	-48	16,963	-7
7,723	-26	3,244	28	10,967	-15
4,964	51	4,722	-5	9,686	17
4,129	-32	3,294	41	7,423	-12
475	18	6,587	-18	7,062	-16
0	-	972	-44	972	-45
4,975		2,667		7,643	

Month of December

Chilled			Frozen			Total		
2017 December	M-O-M % chg.	Y-O-Y % chg.	2017 December	M-O-M % chg.	Y-O-Y % chg.	2017 December	M-O-M % chg.	Y-O-Y % chg.
5,331	-13	15	3,395	20	-21	8,726	-2	-2
0	-	-	13	-78	-79	13	-78	-79
1,699	3	-5	585	6	-44	2,284	4	-19
268	10	-16	1,504	28	67	1,772	25	46
1,024	-29	-11	91	-2	2	1,115	-28	-10
520	-16	-9	164	33	-19	684	-8	-11
456	-15	34	169	10	-79	625	-10	-45
308	-2	-28	164	37	1	472	9	-20
57	12	54	594	55	-37	651	50	-34
0	-	-	46	-49	-15	46	-49	-15
999			91			1,090		

Middle East	53,512	3	10,246	2	63,757	3
Nth Africa	0		293	-59	293	-59
UAE	17,696	-1	2,356	-23	20,052	-4
Saudi Arabia	3,052	-31	2,475	9	5,527	-17
Qatar	14,777	-5	296	-6	15,073	-5
Jordan	7,683	-25	2,689	35	10,372	-15
Kuwait	4,816	47	481	-23	5,297	36
Bahrain	189	-20	548	31	737	13
Oman	474	19	91	-40	565	2
Egypt	0	-100	215	12	215	-2
Other	4,826		1,386		6,212	

53,512	3	10,246	2	63,757	3
0	-	293	-59	293	-59
17,696	-1	2,356	-23	20,052	-4
3,052	-31	2,475	9	5,527	-17
14,777	-5	296	-6	15,073	-5
7,683	-25	2,689	35	10,372	-15
4,816	47	481	-23	5,297	36
189	-20	548	31	737	13
474	19	91	-40	565	2
0	-	215	12	215	-2
4,826		1,386		6,212	

4,895	-11	19	783	19	-21	5,678	-8	11
0	-	-	13	-77	-35	13	-77	-35
1,618	4	-6	218	12	-40	1,836	4	-12
266	9	-16	157	8	12	423	9	-7
976	-26	-12	43	381	69	1,019	-23	-10
516	-16	-9	164	33	-19	680	-8	-12
454	-7	34	3	268	-98	456	-7	-2
9	-31	6	96	284	1,075	105	173	522
57	12	55	3	-81	-80	60	-7	21
0	-	-	21	-46	-40	21	-46	-40
999			91			1,090		

12-months ending December

Volume (tonnes swt)	Chilled		Frozen		Total	
	12-months ending December	Y-O-Y % chg.	12-months ending December	Y-O-Y % chg.	12-months ending December	Y-O-Y % chg.
Middle East	6,030	-16	38,460	-3	44,490	-5
Nth Africa	0		445	-65	445	-65
UAE	885	-12	7,869	-9	8,754	-9
Saudi Arabia	18	-22	13,918	22	13,936	22
Qatar	849	658	1,041	-53	1,890	-20
Jordan	40	-75	555	3	595	-15
Kuwait	148	611	4,241	-3	4,389	0
Bahrain	3,941	-33	2,746	43	6,686	-14
Oman	1	-84	6,497	-18	6,498	-18
Egypt	0		757	-51	757	-51
Other	149		1,281		1,430	

Calendar year-to-December

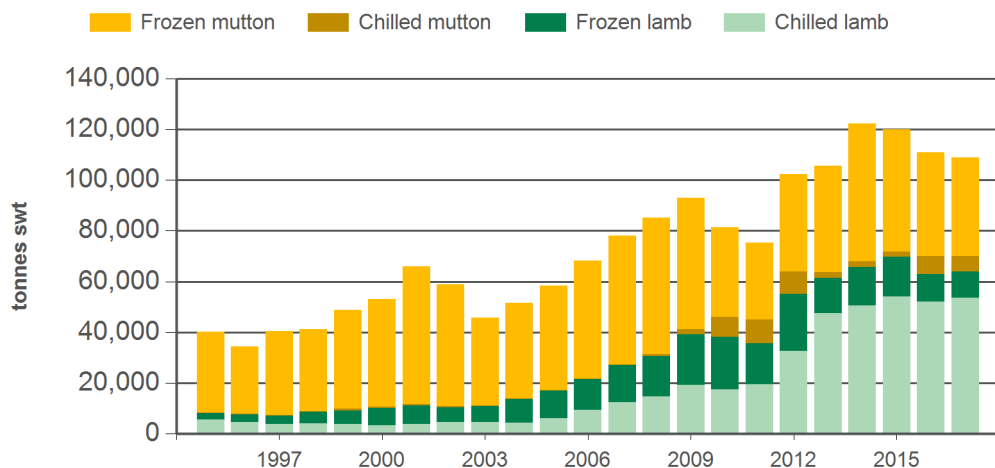
Chilled		Frozen		Total	
2017 YTD	Y-O-Y % chg.	2017 YTD	Y-O-Y % chg.	2017 YTD	Y-O-Y % chg.
6,030	-16	38,460	-3	44,490	-5
0	-	445	-65	445	-65
885	-12	7,869	-9	8,754	-9
18	-22	13,918	22	13,936	22
849	658	1,041	-53	1,890	-20
40	-75	555	3	595	-15
148	611	4,241	-3	4,389	0
3,941	-33	2,746	43	6,686	-14
1	-84	6,497	-18	6,498	-18
0	-	757	-51	757	-51
149		1,281		1,430	

Month of December

Chilled			Frozen			Total		
2017 December	M-O-M % chg.	Y-O-Y % chg.	2017 December	M-O-M % chg.	Y-O-Y % chg.	2017 December	M-O-M % chg.	Y-O-Y % chg.
436	-25	-17	2,612	20	-20	3,048	10	-20
0	-	-	0	-	-	0	-	-
81	1	46	367	2	-47	448	2	-40
2	-	19	1,347	31	78	1,349	31	78
48	-64	10	48	-43	-25	96	-56	-11
4	-11	126	0	-	-	4	-11	126
2	-96	4	166	9	-75	169	-17	-75
299	-1	-29	68	-28	-56	367	-7	-36
0	-	-	591	59	-36	591	59	-36
0	-	-	25	-52	32	25	-52	32
0			0			0		

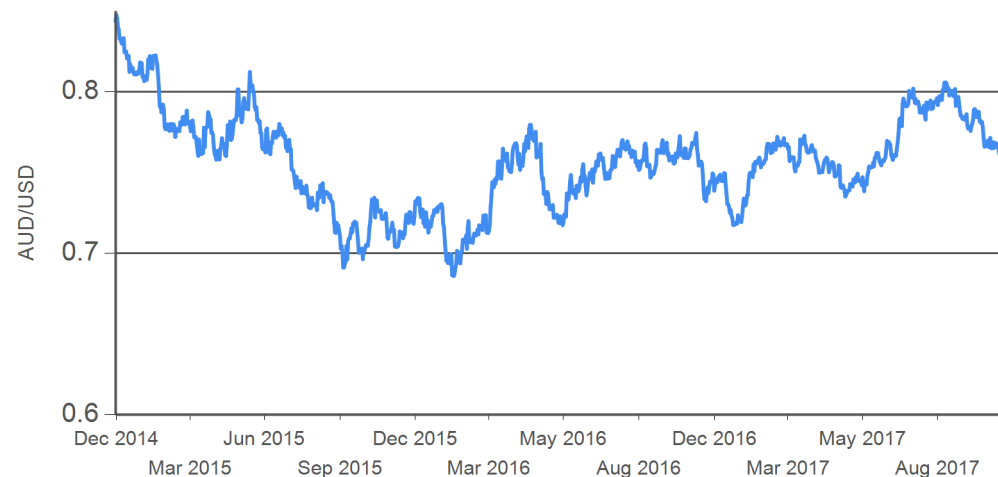
Source: DAWR. SWT = Shipped weight. YTD = Calendar year-to-December. Y-O-Y = Year-on-year. M-O-M = Month-on-month. MENA = Middle East & North African countries. For further information email marketinfo@mla.com.au.

Year-to-December sheepmeat exports to MENA



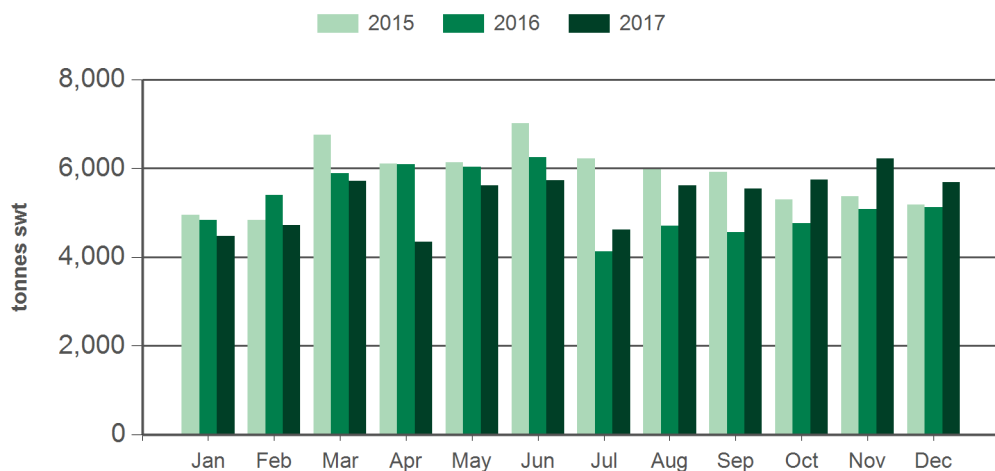
Source: DAWR, Prepared by MLA

AUD/USD



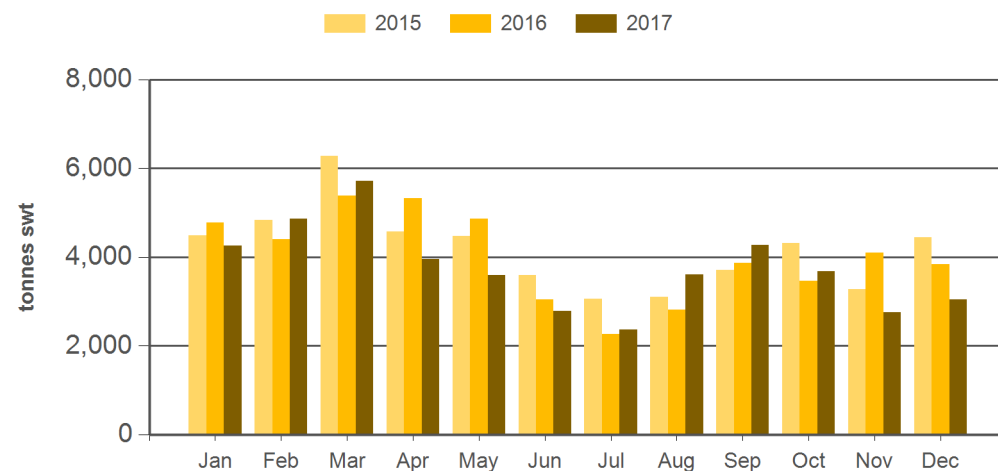
Source: xe.com, Prepared by MLA

Monthly lamb exports to MENA



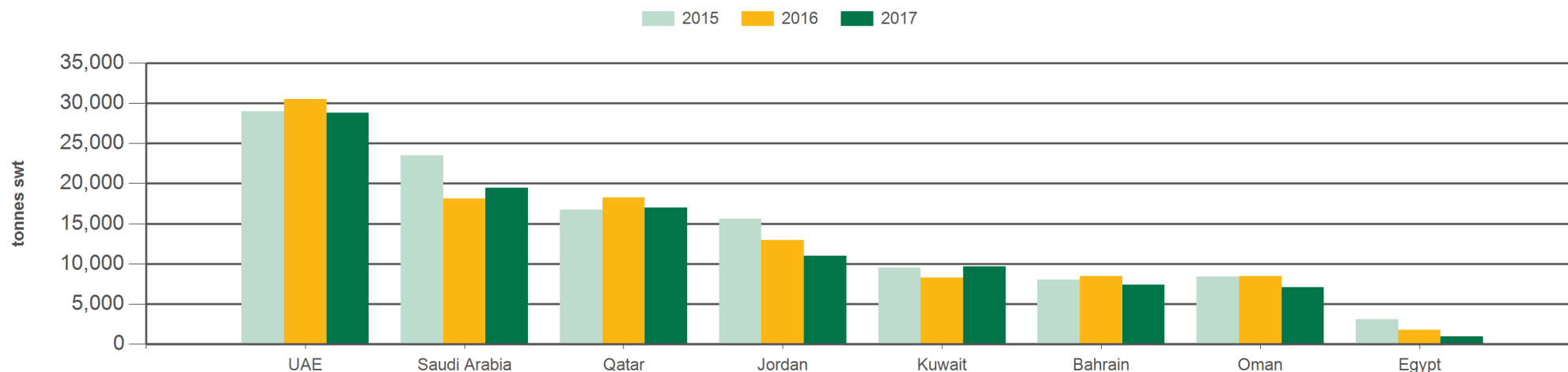
Source: DAWR, Prepared by MLA

Monthly mutton exports to MENA



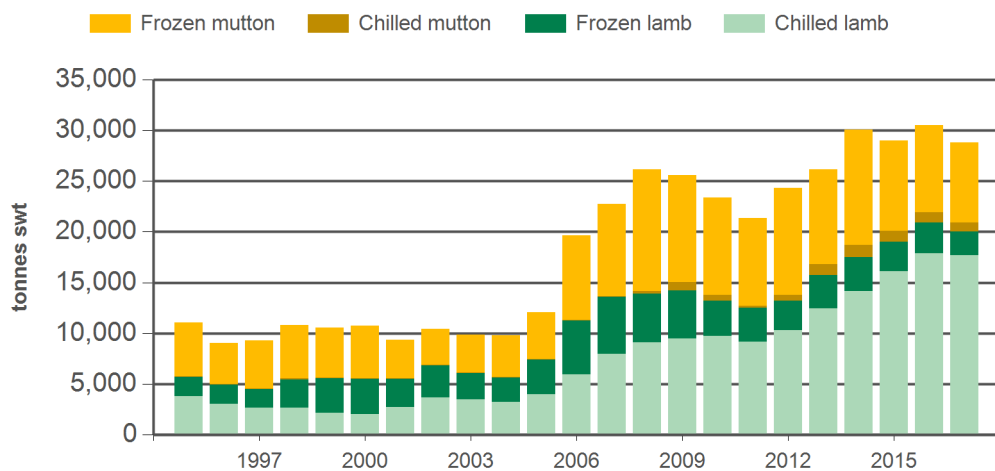
Source: DAWR, Prepared by MLA

Year-to-December sheepmeat exports



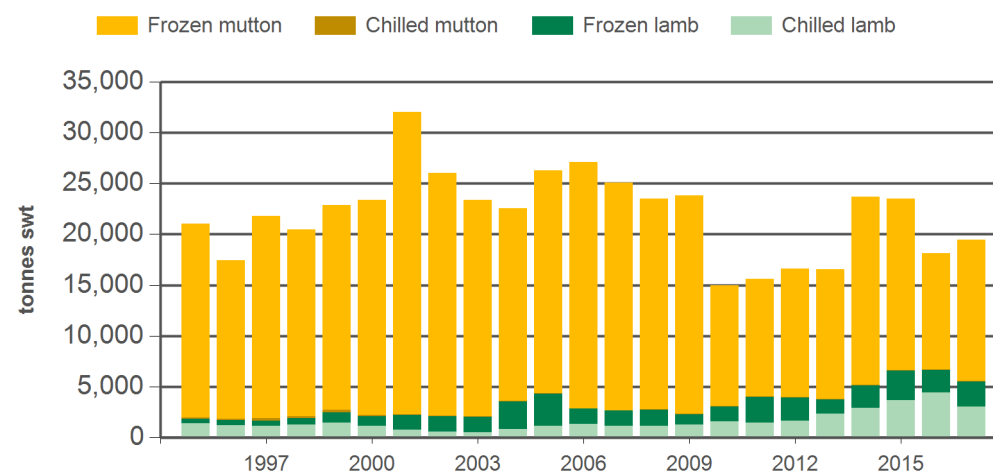
Source: DAWR, Prepared by MLA

Year-to-December sheepmeat exports to the UAE



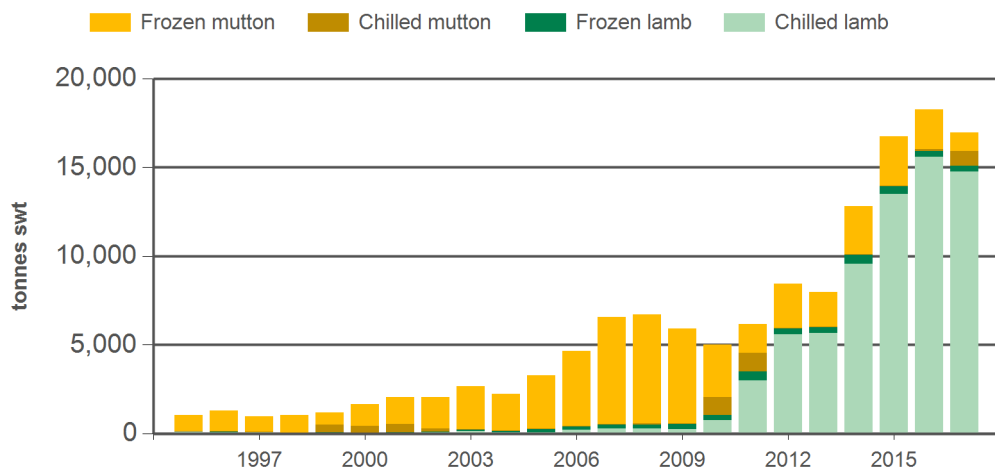
Source: DAWR, Prepared by MLA

Year-to-December sheepmeat exports to Saudi Arabia



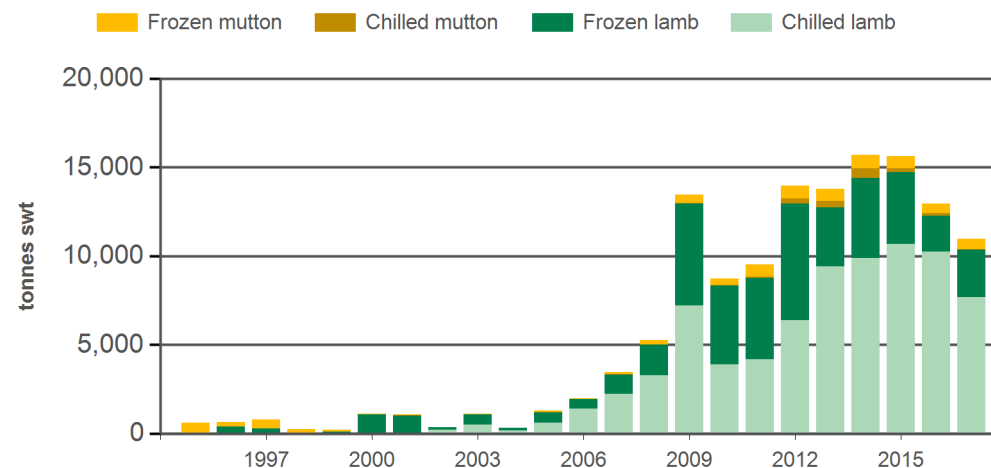
Source: DAWR, Prepared by MLA

Year-to-December sheepmeat exports to Qatar



Source: DAWR, Prepared by MLA

Year-to-December sheepmeat exports to Jordan



Source: DAWR, Prepared by MLA

Historical sheepmeat exports - Calendar year totals

Volume (tonnes swt)	2002	2003	2004	2005	2006	2007	2008	2009	2010	2011	2012	2013	2014	2015	2016	2017 YTD	Y-O-Y % chg.
Middle East	45,642	41,997	39,408	50,104	60,776	70,878	76,106	87,919	79,551	74,542	98,523	100,688	117,080	117,294	109,016	108,247	-1
Nth Africa	13,259	3,766	12,206	8,148	7,406	7,178	9,019	5,072	1,729	801	3,901	4,979	5,097	2,660	2,000	737	-63
UAE	10,402	9,825	9,801	12,069	19,635	22,760	26,159	25,601	23,346	21,373	24,331	26,128	30,067	28,980	30,533	28,806	-6
Saudi Arabia	26,046	23,366	22,523	26,298	27,112	25,063	23,513	23,813	14,986	15,571	16,620	16,544	23,664	23,515	18,117	19,464	7
Qatar	2,046	2,687	2,247	3,278	4,650	6,560	6,698	5,903	5,013	6,157	8,461	7,981	12,798	16,760	18,254	16,963	-7
Jordan	366	1,136	324	1,291	1,973	3,484	5,264	13,456	8,722	9,539	13,972	13,801	15,714	15,631	12,956	10,967	-15
Kuwait	3,052	2,558	2,828	4,470	4,456	7,128	7,190	9,880	5,356	5,924	8,732	9,126	8,955	9,561	8,291	9,686	17
Bahrain	384	211	105	64	82	111	144	1,160	5,937	7,385	9,643	13,363	11,987	8,040	8,444	7,423	-12
Other	16,604	5,979	13,787	10,783	10,273	12,950	16,158	13,178	17,920	9,394	20,666	18,724	18,992	17,467	14,422	15,677	

Source: DAWR. SWT = Shipped weight. YTD = Calendar year-to-December. Y-O-Y = Year-on-year. For further information email marketinfo@mla.com.au.