
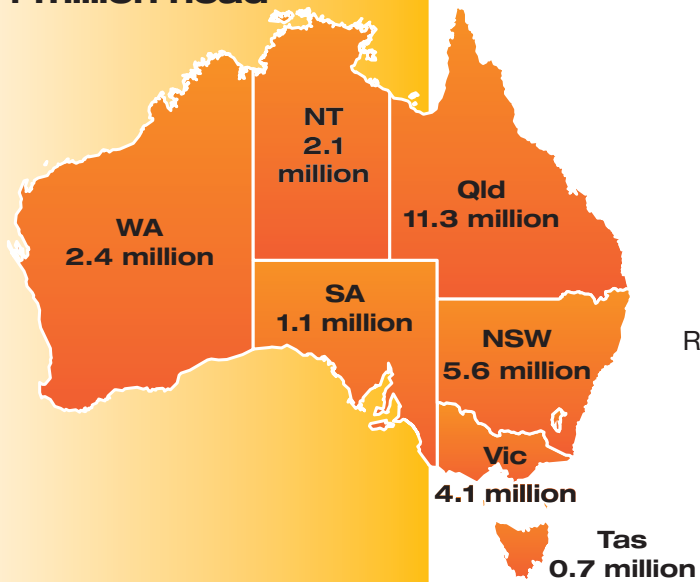


Cattle numbers - as at June 2015

Natural Resource Management Region

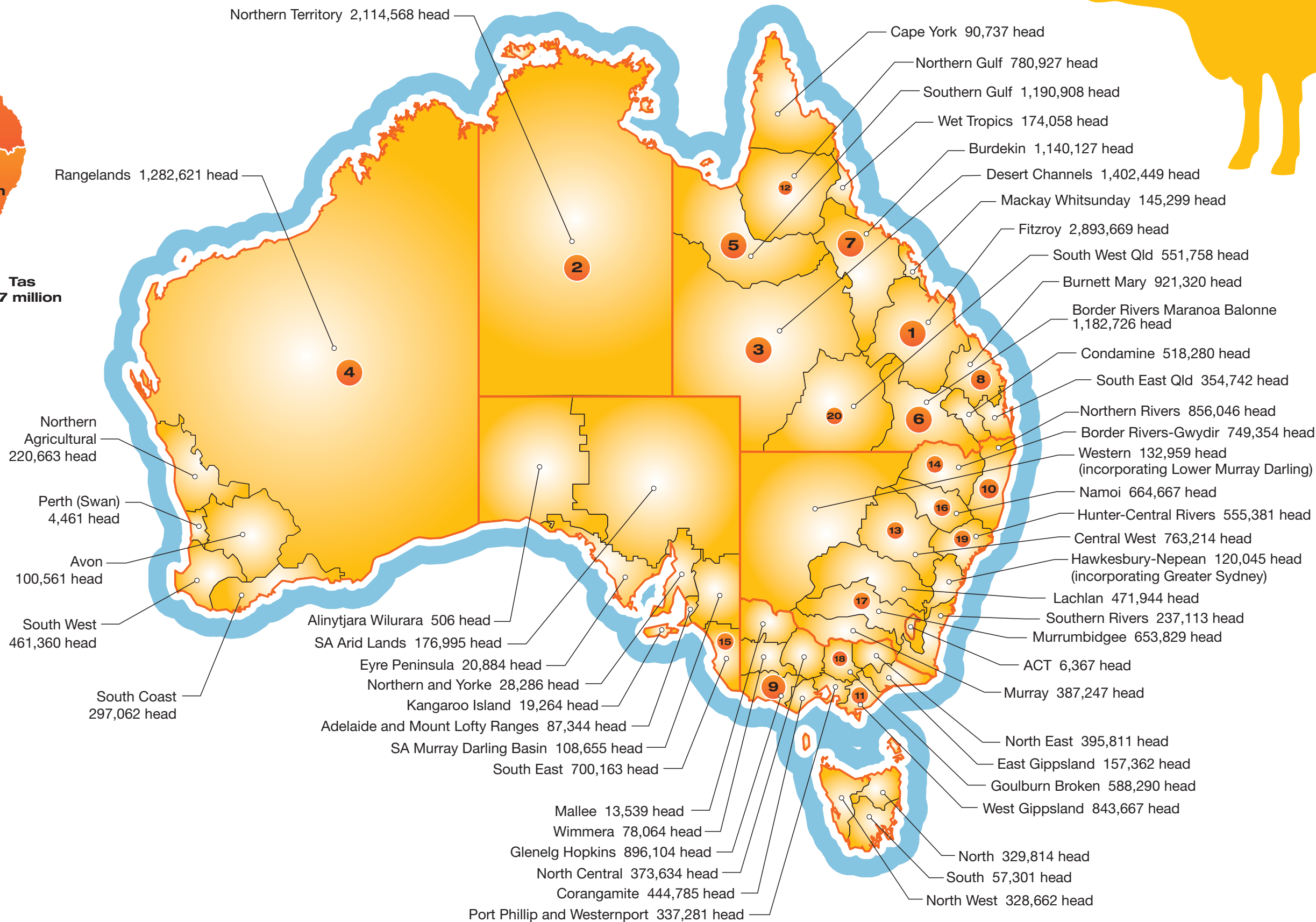


National cattle numbers
27.4 million head



Top 20 cattle regions

NRM region	State	Total head
1 Fitzroy	QLD	2,893,669
2 Northern Territory	NT	2,114,568
3 Desert Channels	QLD	1,402,449
4 Rangelands	WA	1,282,621
5 Southern Gulf	QLD	1,190,908
6 Border Rivers Maranoa-Balonne	QLD	1,182,726
7 Burdekin	QLD	1,140,127
8 Burnett Mary	QLD	921,320
9 Glenelg Hopkins	VIC	896,104
10 Northern Rivers	NSW	856,046
11 West Gippsland	VIC	843,667
12 Northern Gulf	QLD	780,927
13 Central West	NSW	763,214
14 Border Rivers-Gwydir	NSW	749,354
15 South East	SA	700,163
16 Namoi	NSW	664,667
17 Murrumbidgee	NSW	653,829
18 Goulburn Broken	VIC	588,290
19 Hunter-Central Rivers	NSW	555,381
20 South West Queensland	QLD	551,758



mla
MEAT & LIVESTOCK AUSTRALIA

Level 1, 40 Mount Street,
North Sydney NSW 2060
Ph: 02 9463 9333
Fax: 02 9463 9393
www.mla.com.au

Published by Meat & Livestock Australia Limited
ABN 39 081 678 364
© Meat & Livestock Australia Limited 2016

MLA makes no representation as to the accuracy of any information or advice contained in this document and excludes all liability, whether in contract, tort (including negligence or breach of statutory duty) or otherwise as a result of reliance by any person on such information or advice. Reproduction in whole or part of this publication is prohibited without prior consent and acknowledgement of Meat & Livestock Australia.

Source: Australian Bureau of Statistics and Australian Government Land and Coasts