

Fast Facts

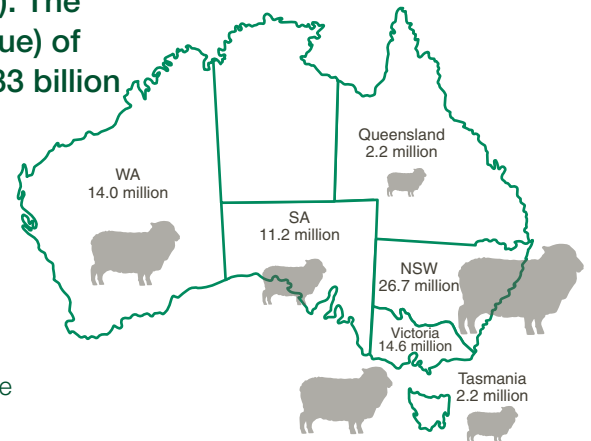
2016

Australia's sheep industry

Australia is the world largest exporter of sheepmeat, and is the world's second largest producer of lamb and mutton (FAO). The off-farm meat value (domestic expenditure plus export value) of the Australian sheepmeat industry was approximately \$4.83 billion in 2015-16 – up 2% on the 2014-15 period (MLA estimate).

At the time of publication, figures included in this document were the most up to date available but may be subject to revision.

National sheep and flock numbers as at June 2015: 70.9 million head



Source: ABS (final estimates 2015)

Flock facts and figures:

- 39,512 agricultural businesses with sheep and lambs (ABS Agricultural Commodities 2014-15).
- There were 39.35 million breeding ewes one-year and older as at 30 June 2015 (ABS Agricultural Commodities 2014-15).
- Prime lamb producers are predominately located in the Riverina, the wheat-sheep zone of NSW, the Victorian and NSW Murray region and the high rainfall areas in south-west Victoria and eastern South Australia. Sheep are primarily located in south-west WA, south western part of Victoria and the southern part of NSW.
- The sheepmeat industry accounts for 32% of all farms with agricultural activity (ABS Agricultural Commodities 2014-15).

People in the industry:

- Around 200,000 people are employed in the red meat industry, including on-farm production, processing and retail (MISP 2020).

How much is produced?

- In 2015-16, Australia produced 516,366 tonnes cwt of lamb and 196,040 tonnes cwt of mutton (ABS).

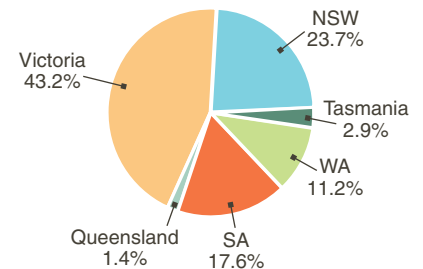
What is the value of production

- The gross value of Australian lamb and mutton production in 2015-16 is estimated at \$3.3 billion (ABARES Agricultural Commodities June 2016).
- Lamb and mutton production (including live exports) contributed 6% of the total farm value of \$57.8 billion in 2015-16 (ABARES Agricultural Commodities June 2016).

Domestic value and consumption:

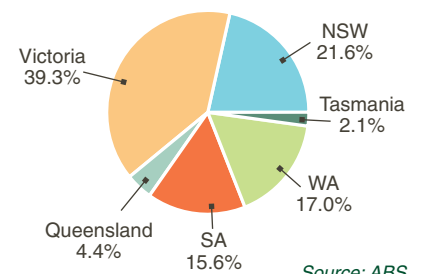
- Domestic expenditure was approximately \$2.2 billion on lamb and \$110 million on mutton in 2015-16 (MLA estimate).
- Australians ate around 9.5kg of lamb and 0.7kg of mutton per person in 2015-16 (MLA Estimate) – among the highest sheepmeat consumption in the world.
- Around 81.9% of Australian households purchased lamb in 2015-16 (AC Nielsen Homescan).

Australian lamb production
516,366 tonnes cwt (2015-16)



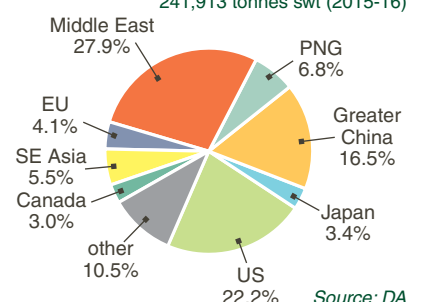
Source: ABS

Australian mutton production
196,040 tonnes cwt (2015-16)



Source: ABS

Australian lamb exports
241,913 tonnes swt (2015-16)



Source: DA

Fast Facts

2016

Australia's sheep industry

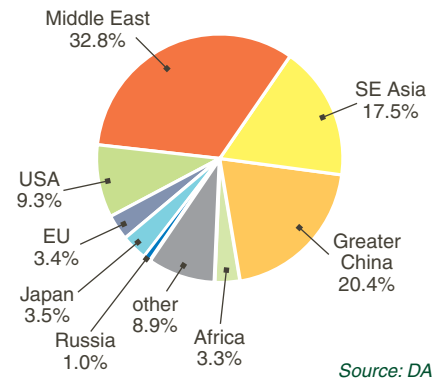
Export value and volume:

- In 2015-16, Australia exported 56% of total Australian lamb production and 91% of total Australian mutton production (DA, ABS).
- The value of total lamb exports in 2015-16 was \$1.78 billion and the value of mutton exports was \$700 million (ABS/GTA).
- Australian live sheep exports were valued at \$228 million in 2015-16 (ABS).

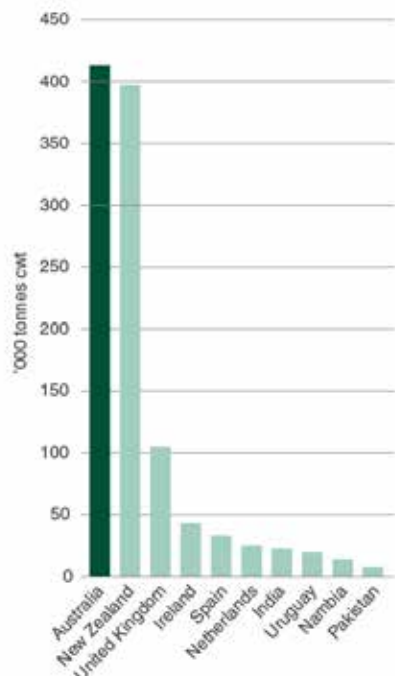
Australia's place in the world:

- Australia produced approximately 8% of the world's lamb and mutton supply in 2013 (FAO).
- Australia is the largest exporter of sheepmeat in the world (FAO 2013).
- Australia is the world's third largest live sheep exporter (FAO 2013).

Australian mutton exports
147,889 tonnes swt (2015-16)

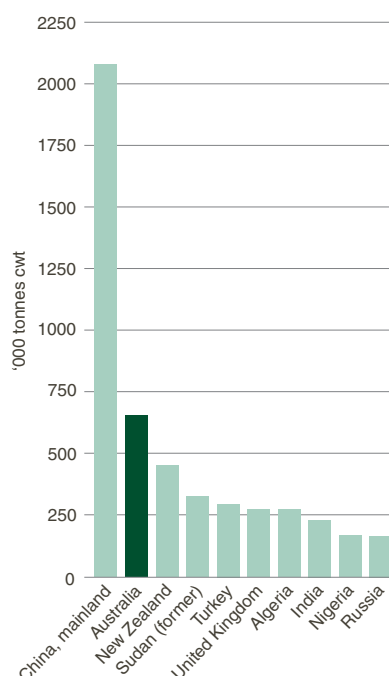


Top ten world lamb and mutton exporters



* calculations include intra EU trade
Source: FAO latest available 2013 data

Top ten lamb and mutton producing countries



Source: FAO latest available 2013 data

Australian live sheep exports
1,859,459 head (2015-16)

