

## Livestock Data Link – linking supply chain partners

Livestock Data Link (LDL) is an online application that enables the flow of carcass and animal health information between processors and their suppliers with the aim of optimising supply chain performance. This information can be used to assess individual carcass performance against market specifications and report on the presence of animal illness and disease detected at the point of slaughter.

Research commissioned by MLA in during 2013/14 across two major markets (domestic supermarkets and Middle East export) found that the potential cost to the Australian lamb industry of non-compliance with market specifications in excess of \$8.4 million per annum.

In addition, research commissioned by MLA in 2009 looking at cost and benefits of E-Surveillance in the small stock industry estimated that over \$110 million is lost annually on 10 diseases/conditions. This equates to an average annual cost of just over \$11 million per disease. The burden of cost varies by disease/condition, but overall the on-farm sector bears 86% of the cost.

### Key benefits for industry and individual enterprises

- ✓ Improved supply chain performance enabled by enhanced information flow relating to carcass performance and animal health post slaughter
- ✓ centralised information depository which enables performance benchmarking at an enterprise, regional, state or national level
- ✓ tailored research, development and extension activities for supply chains and geographic areas facing particular carcass performance or animal health issues.

### Carcass performance analysis

Users can create customised grids based on individual market specifications, as shown in Figure 1.

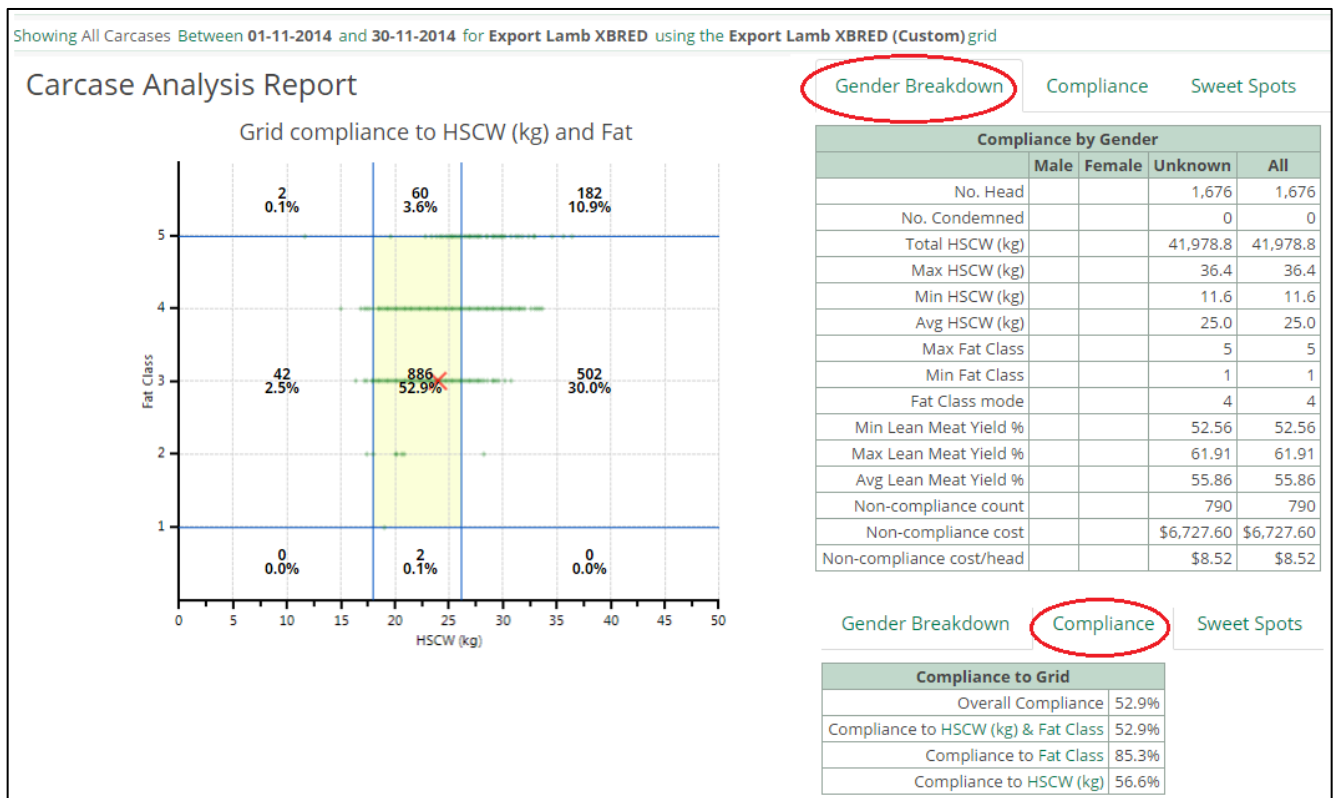


Figure 1: An example of carcass performance analysed against a customised grid based on individual market specifications

## Livestock Data Link – linking supply chain partners

The total number of animals that are ‘underspec’ and ‘overspec’ for each trait can also be determined. Individual animal slaughter data can be downloaded for further analysis using proprietary software or excel.

Carcase performance against a grid can be analysed and the cost of non-compliance for each trait calculated based on the discounts that would be applied for carcasses falling outside of market specifications. An example is provided in Figure 2.

### Benchmarking

Carcase performance can be benchmarked against average regional, state or national performance data, as shown in Figure 3.

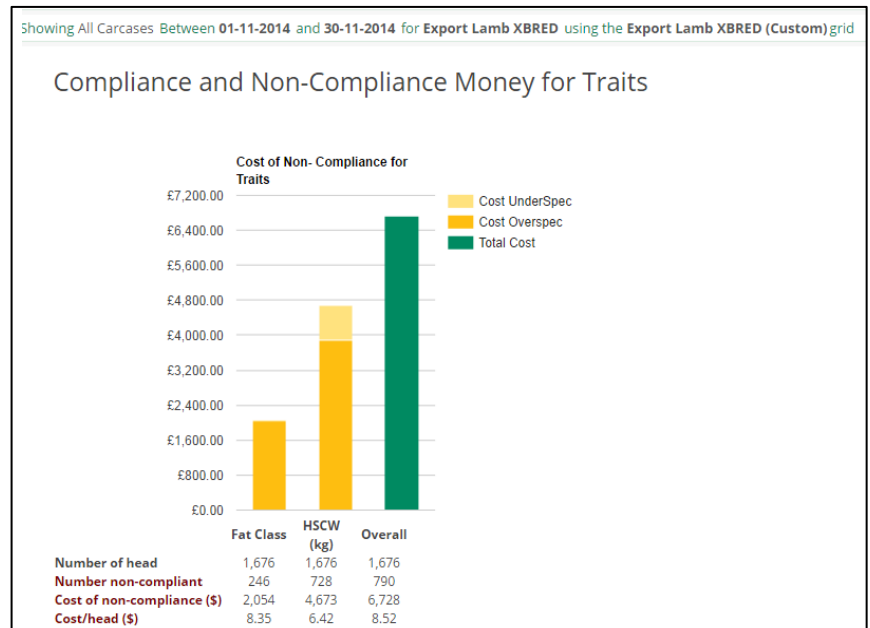


Figure 2: Compliance and non-compliance data

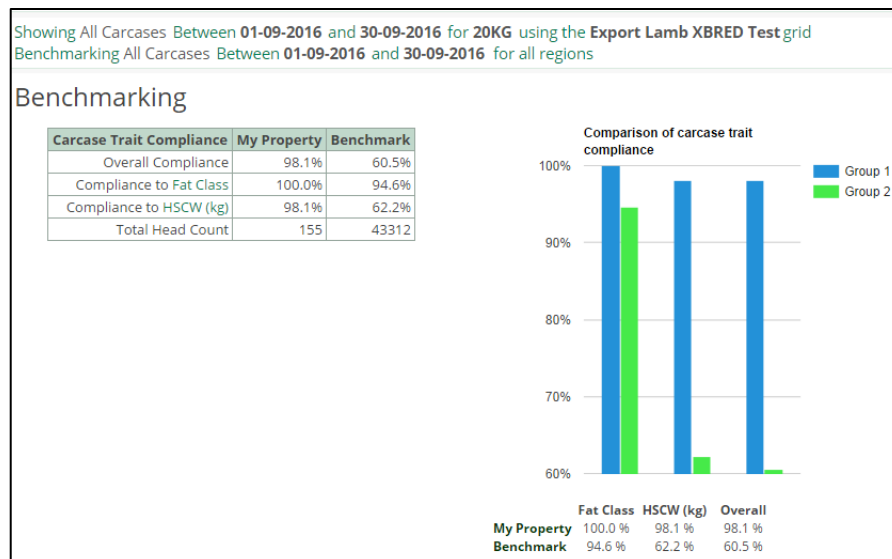


Figure 3: Example benchmarking data

### Supplier performance

Processors are able to compare and benchmark supplier performance across a range of traits that reflect a processors market specifications. Supplier performance can be assessed at a shire, region, state or national level. An example is shown in Figure 4.

Showing All Carcasses Between 01-11-2014 and 30-11-2014 for Export Lamb XBRED using the Export Lamb XBRED (Custom) grid

### Supplier Ranking

Ranking Method

	Compliance (%)							Location			
	Compliance % (Overall)	No. head	PIC	Supplier	HSCW & Fat	HSCW	Fat	LMY (Avg)	Shire	Region	State
1	77.8	972	PICTES04	Unknown	77.8	79.2	95.7	56.7	Ballarat	South West	VIC
2	18.5	704	PICTES86	Unknown	18.5	25.3	71.0	54.8	Hume	Hume	NSW
	48.1	1676			48.1	52.3	83.4				

Figure 4: Example supplier ranking

## Livestock Data Link – linking supply chain partners

### Animal health and disease monitoring

Users can generate a summary of animal health and disease information, collected as part of the National Sheep Health Monitoring Project. An inspection summary, like the one shown in Figure 5, reveals the number of head and percentage inspected with a health condition.

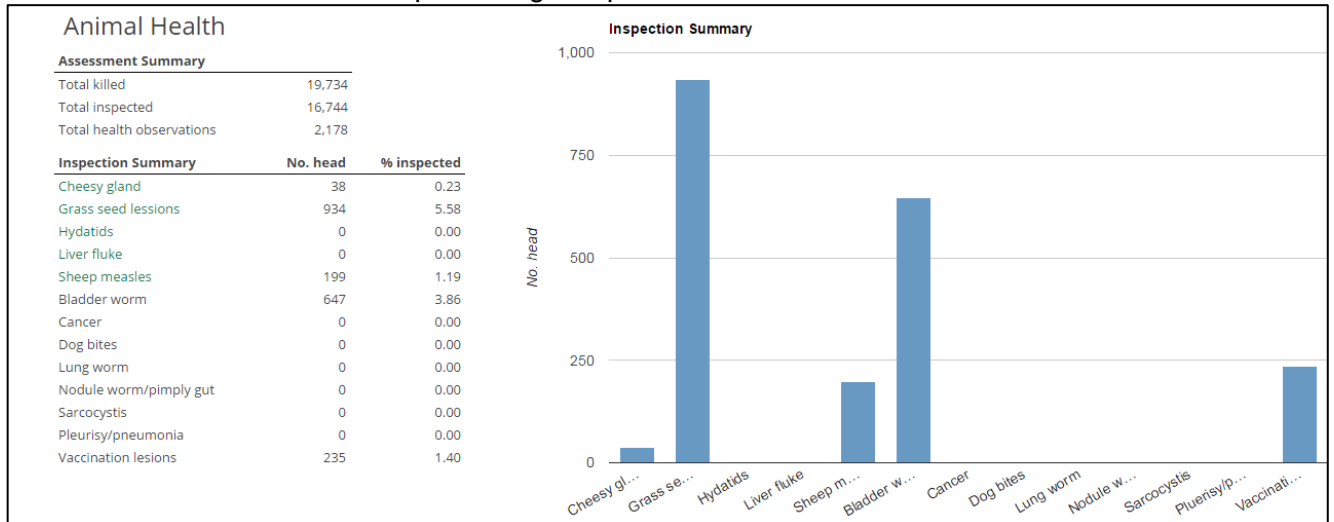
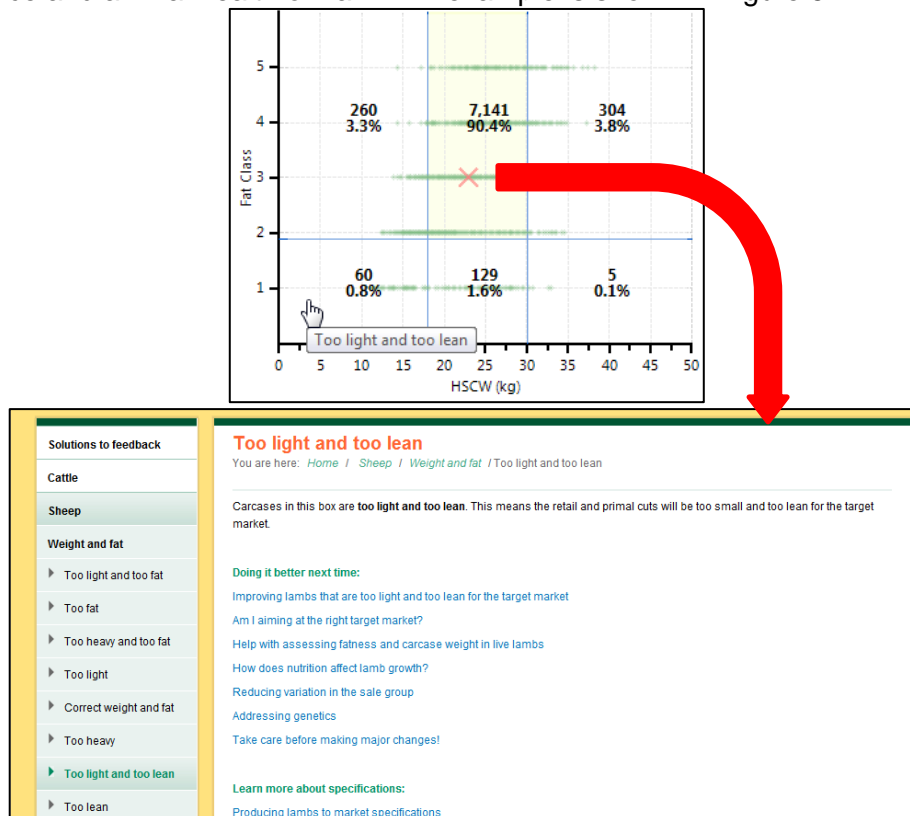


Figure 5: Example inspection summary

### Solutions to Feedback

Reporting tools include links to an online library of solutions to help address issues that may improve market compliance and animal health on farm. An example is shown in Figure 5.



For more information or to register interest in participating in a pilot, please contact:

Demelsa (Demi) Lollback, Value Chain Relationship Manager, Meat & Livestock Australia  
Building W41a, The Short Run, UNE Armidale 2351

T: (02) 8055 1813 M: 0428 231 179 E: [dlollback@mla.com.au](mailto:dlollback@mla.com.au)