

#### European Union (EU-27)

##### 12-months ending June

Volume (tonnes swt)	Chilled		Frozen		Total	
	12-months ending June	Y-O-Y % chg.	12-months ending June	Y-O-Y % chg.	12-months ending June	Y-O-Y % chg.
Total	5,481	-9	682	12	6,163	-7
Grainfed	4,769	-13	658	11	5,428	-10
Grassfed	711	30	24	84	735	31

##### Calendar year-to-June

Chilled		Frozen		Total	
2023 YTD	Y-O-Y % chg.	2023 YTD	Y-O-Y % chg.	2023 YTD	Y-O-Y % chg.
2,985	-2	218	-48	3,203	-7
2,576	-8	218	-47	2,793	-13
410	70	-	-	410	61

##### Month of June

Chilled			Frozen			Total		
2023 June	M-O-M % chg.	Y-O-Y % chg.	2023 June	M-O-M % chg.	Y-O-Y % chg.	2023 June	M-O-M % chg.	Y-O-Y % chg.
539	-33	14	33	34	-65	572	-31	1
386	-46	4	33	34	-65	418	-43	-10
154	59	50	-	-	-	154	59	50

#### United Kingdom

##### 12-months ending June

Volume (tonnes swt)	Chilled		Frozen		Total	
	12-months ending June	Y-O-Y % chg.	12-months ending June	Y-O-Y % chg.	12-months ending June	Y-O-Y % chg.
Total	939	-3	86	-35	1,025	-7
Grainfed	735	3	86	-35	821	-3
Grassfed	204	-21	-	-	204	-21

##### Calendar year-to-June

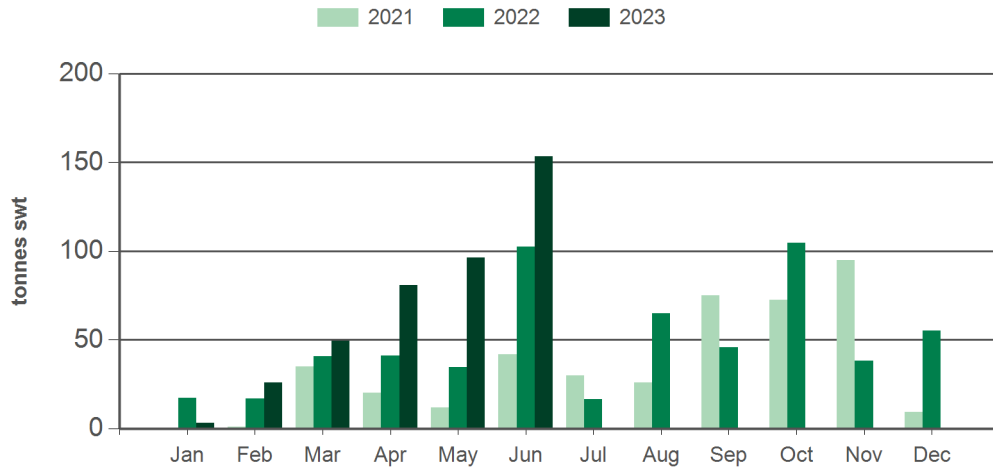
Chilled		Frozen		Total	
2023 YTD	Y-O-Y % chg.	2023 YTD	Y-O-Y % chg.	2023 YTD	Y-O-Y % chg.
649	88	22	-48	671	74
459	36	22	-48	480	26
190	2,829	-	-	190	2,829

##### Month of June

Chilled			Frozen			Total		
2023 June	M-O-M % chg.	Y-O-Y % chg.	2023 June	M-O-M % chg.	Y-O-Y % chg.	2023 June	M-O-M % chg.	Y-O-Y % chg.
273	130	264	-	-	-	273	94	264
131	45	74	-	-	-	131	17	74
142	399	-	-	-	-	142	399	-

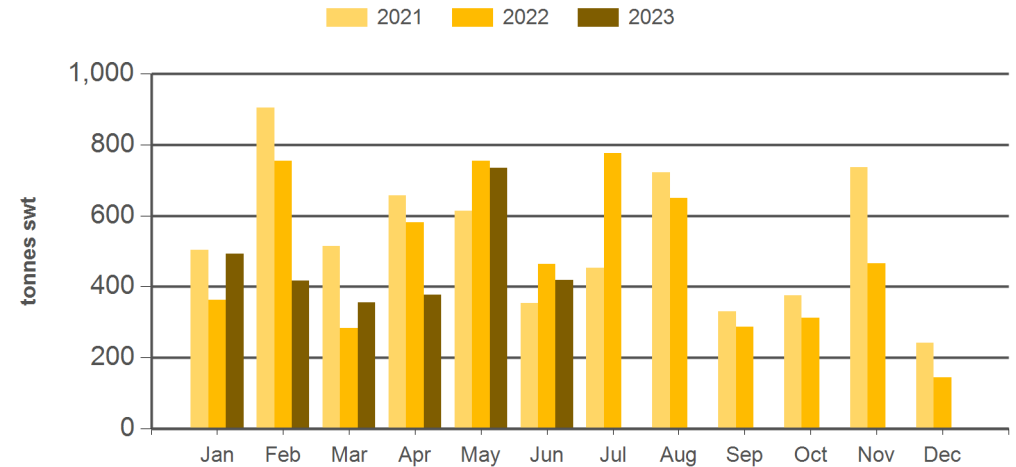
Source: DAWR. SWT = Shipped weight. YTD = Calendar year-to-June. Y-O-Y = Year-on-year. M-O-M = Month-on-month. Grainfed is the prefix for grainfed beef. Grassfed is the prefix for grassfed beef. For further information email [globalindustryinsights@mla.com.au](mailto:globalindustryinsights@mla.com.au).

#### Monthly grassfed beef exports to the EU



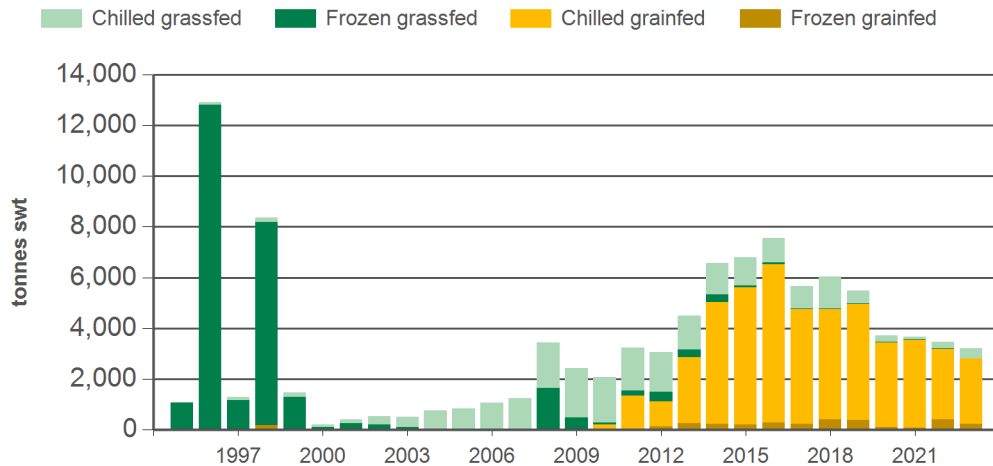
Source: DAWR, Prepared by MLA

#### Monthly grainfed beef exports to the EU



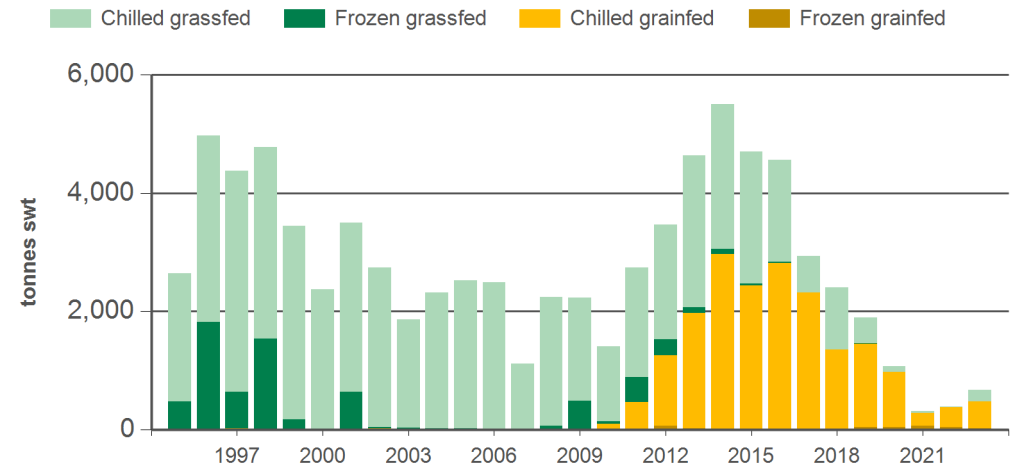
Source: DAWR, Prepared by MLA

#### Year-to-June beef exports to the EU



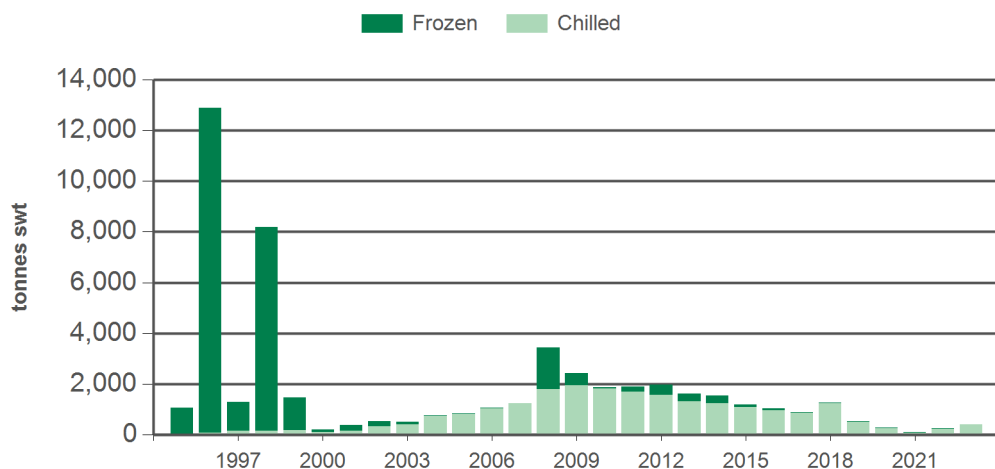
Source: DAWR, Prepared by MLA

#### Year-to-June beef exports to the UK



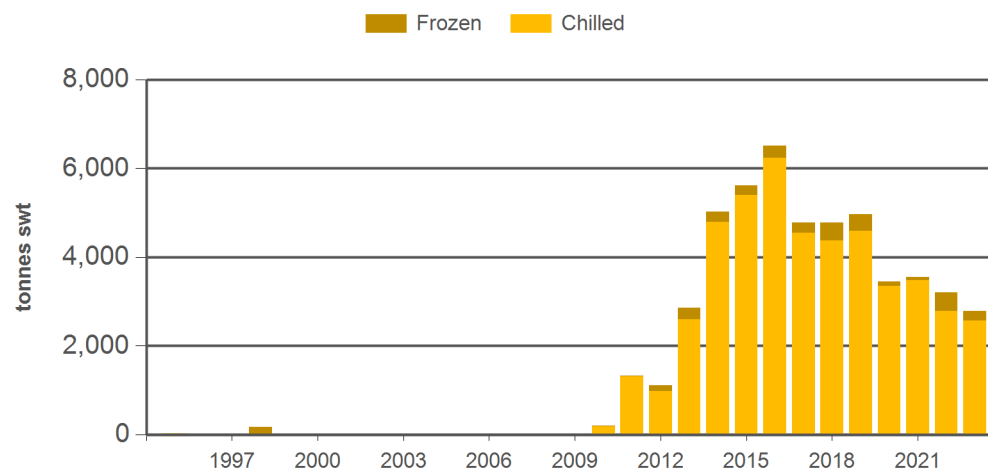
Source: DAWR, Prepared by MLA

#### Year-to-June grassfed beef exports to the EU



Source: DAWR, Prepared by MLA

#### Year-to-June grainfed beef exports to the EU



Source: DAWR, Prepared by MLA

#### Historical beef exports to the European Union (EU-27) - Calendar year totals

Volume (tonnes swt)	2008	2009	2010	2011	2012	2013	2014	2015	2016	2017	2018	2019	2020	2021	2022	2023 YTD	Y-O-Y % chg.
Total	6,407	4,426	5,007	6,139	7,239	9,723	14,023	13,984	13,142	11,832	11,272	10,454	7,024	6,825	6,412	3,203	-7
Grainfed	36	9	1,966	2,836	3,662	6,689	11,029	11,513	11,165	9,526	8,597	8,998	6,523	6,407	5,833	2,793	-13
Grassfed	6,371	4,417	3,041	3,303	3,577	3,034	2,995	2,472	1,977	2,307	2,674	1,456	501	418	579	410	61

#### Historical beef exports to the United Kingdom - Calendar year totals

Volume (tonnes swt)	2008	2009	2010	2011	2012	2013	2014	2015	2016	2017	2018	2019	2020	2021	2022	2023 YTD	Y-O-Y % chg.
Total	5,468	4,881	4,878	6,698	7,710	10,204	10,595	9,460	7,699	6,041	4,395	3,604	1,567	1,027	741	671	74
Grainfed	1	4	580	1,388	2,600	4,812	5,455	4,615	4,814	4,371	2,556	2,646	1,379	746	721	480	26
Grassfed	5,468	4,877	4,298	5,309	5,110	5,391	5,141	4,845	2,884	1,670	1,839	958	188	281	20	190	2,829

Source: DAWR. YTD = Calendar year-to-June. Grainfed is the prefix for grainfed beef. Grassfed is the prefix for grassfed beef. For further information email [globalindustryinsights@mla.com.au](mailto:globalindustryinsights@mla.com.au).