

European Union (EU-27)

12-months ending May

Volume (tonnes swt)	Chilled		Frozen		Total	
	12-months ending May	Y-O-Y % chg.	12-months ending May	Y-O-Y % chg.	12-months ending May	Y-O-Y % chg.
Total	5,934	-9	406	1	6,340	-8
Grainfed	5,447	-12	393	4	5,839	-11
Grassfed	488	47	13	-48	501	40

Calendar year-to-May

Chilled		Frozen		Total	
2022 YTD	Y-O-Y % chg.	2022 YTD	Y-O-Y % chg.	2022 YTD	Y-O-Y % chg.
2,559	-19	218	157	2,777	-15
2,421	-22	205	184	2,626	-18
138	149	13	2	151	121

Month of May

Chilled			Frozen			Total		
2022 May	M-O-M % chg.	Y-O-Y % chg.	2022 May	M-O-M % chg.	Y-O-Y % chg.	2022 May	M-O-M % chg.	Y-O-Y % chg.
679	28	15	93	-	181	772	46	23
644	32	11	93	-	181	737	51	20
35	-16	187	-	-	-	35	-16	187

United Kingdom

12-months ending May

Volume (tonnes swt)	Chilled		Frozen		Total	
	12-months ending May	Y-O-Y % chg.	12-months ending May	Y-O-Y % chg.	12-months ending May	Y-O-Y % chg.
Total	922	11	144	107	1,066	19
Grainfed	635	-12	144	107	779	-2
Grassfed	287	176	-	-	287	176

Calendar year-to-May

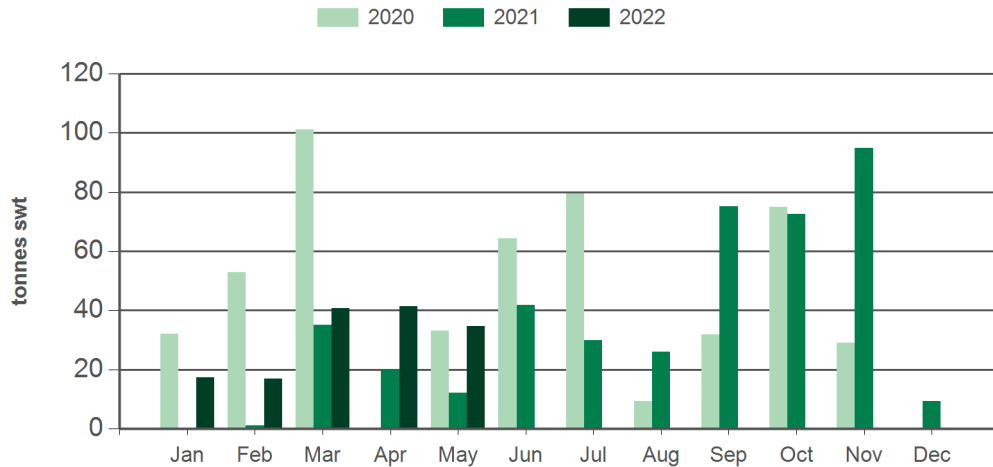
Chilled		Frozen		Total	
2022 YTD	Y-O-Y % chg.	2022 YTD	Y-O-Y % chg.	2022 YTD	Y-O-Y % chg.
270	21	42	-15	312	14
263	18	42	-15	305	12
6	-	-	-	6	-

Month of May

Chilled			Frozen			Total		
2022 May	M-O-M % chg.	Y-O-Y % chg.	2022 May	M-O-M % chg.	Y-O-Y % chg.	2022 May	M-O-M % chg.	Y-O-Y % chg.
44	-33	27	-	-	-	44	-33	27
42	-35	22	-	-	-	42	-35	22
2	62	-	-	-	-	2	62	-

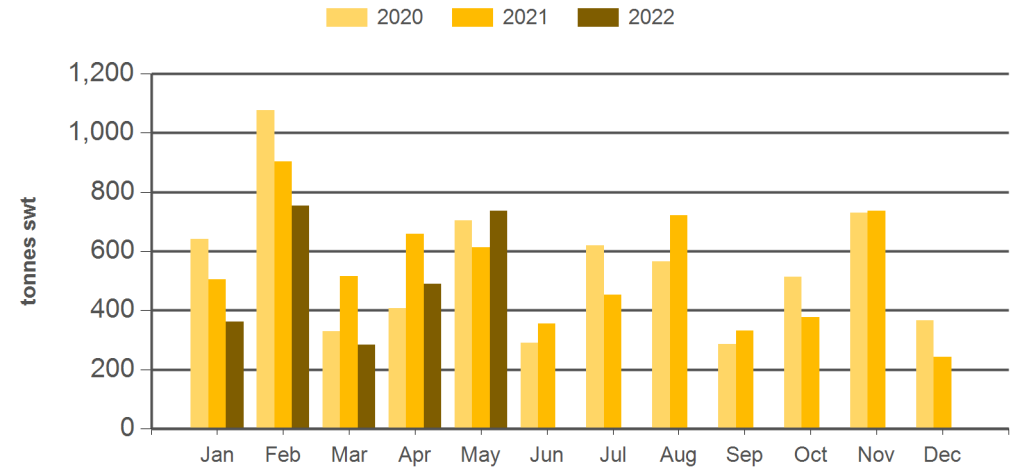
Source: DAWR. SWT = Shipped weight. YTD = Calendar year-to-May. Y-O-Y = Year-on-year. M-O-M = Month-on-month. Grainfed is the prefix for grainfed beef. Grassfed is the prefix for grassfed beef. For further information email globalindustryinsights@mla.com.au.

Monthly grassfed beef exports to the EU



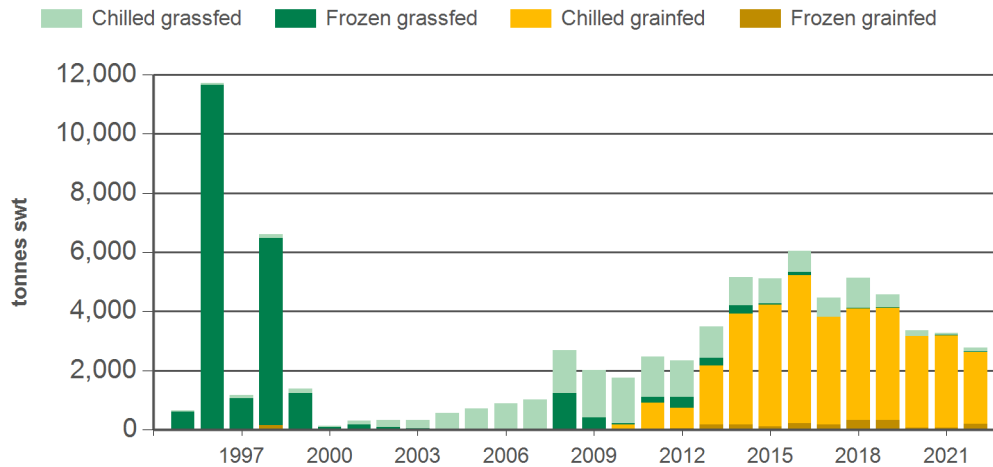
Source: DAWR, Prepared by MLA

Monthly grainfed beef exports to the EU



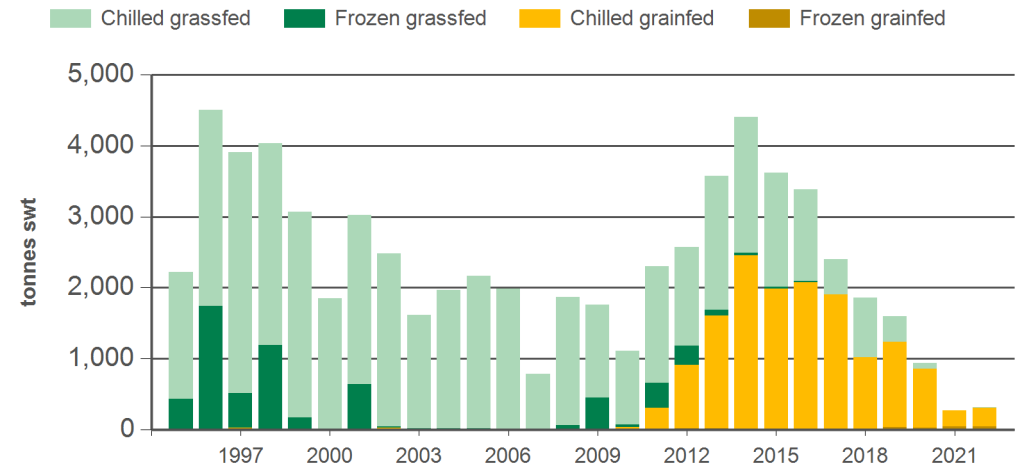
Source: DAWR, Prepared by MLA

Year-to-May beef exports to the EU



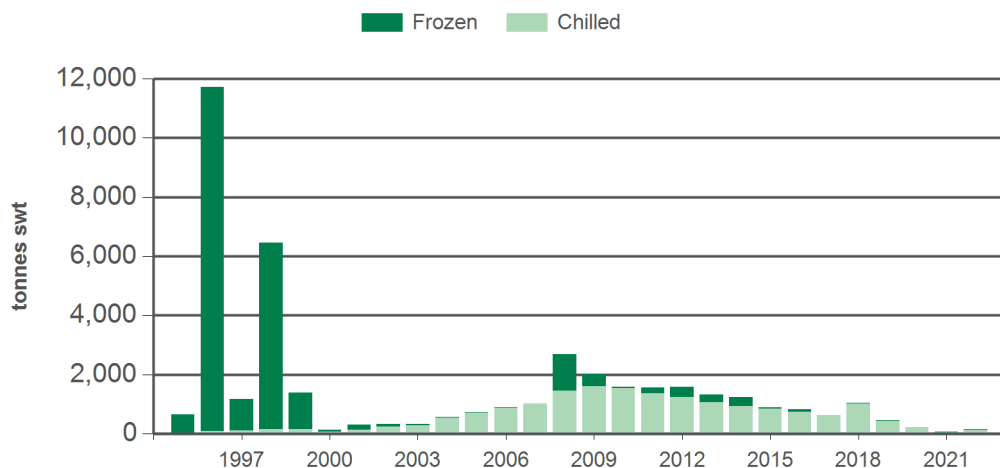
Source: DAWR, Prepared by MLA

Year-to-May beef exports to the UK



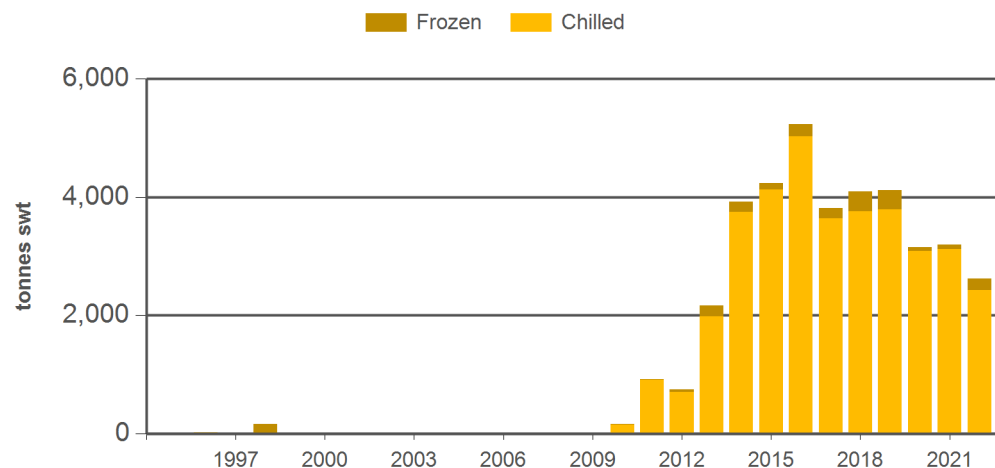
Source: DAWR, Prepared by MLA

Year-to-May grassfed beef exports to the EU



Source: DAWR, Prepared by MLA

Year-to-May grainfed beef exports to the EU



Source: DAWR, Prepared by MLA

Historical beef exports to the European Union (EU-27) - Calendar year totals

Volume (tonnes swt)	2007	2008	2009	2010	2011	2012	2013	2014	2015	2016	2017	2018	2019	2020	2021	2022 YTD	Y-O-Y % chg.
Total	2,466	6,407	4,426	5,007	6,139	7,239	9,723	14,023	13,984	13,142	11,832	11,272	10,454	7,024	6,825	2,777	-15
Grainfed	8	36	9	1,966	2,836	3,662	6,689	11,029	11,513	11,165	9,526	8,597	8,998	6,523	6,407	2,626	-18
Grassfed	2,458	6,371	4,417	3,041	3,303	3,577	3,034	2,995	2,472	1,977	2,307	2,674	1,456	501	418	151	121

Historical beef exports to the United Kingdom - Calendar year totals

Volume (tonnes swt)	2007	2008	2009	2010	2011	2012	2013	2014	2015	2016	2017	2018	2019	2020	2021	2022 YTD	Y-O-Y % chg.
Total	3,487	5,468	4,881	4,878	6,698	7,710	10,204	10,595	9,460	7,699	6,041	4,395	3,604	1,567	1,027	312	14
Grainfed	0	1	4	580	1,388	2,600	4,812	5,455	4,615	4,814	4,371	2,556	2,646	1,379	746	305	12
Grassfed	3,487	5,468	4,877	4,298	5,309	5,110	5,391	5,141	4,845	2,884	1,670	1,839	958	188	281	6	-

Source: DAWR. YTD = Calendar year-to-May. Grainfed is the prefix for grainfed beef. Grassfed is the prefix for grassfed beef. For further information email globalindustryinsights@mla.com.au.