

Individual animal management in pastoral operations

Jamie McTaggart
Saltbush Livestock

meatup
FORUM

 **mla**
MEAT & LIVESTOCK AUSTRALIA

Introduction

- Big bodied SA merinos lots of 24 micron wool. Traditional pastoral merino wool practices.
- Maximising production through fencing and waters.
- Comparing genetics. Bloodline selection.
- Clip care/ OFDA testing. Fleece weighing.
- Wet and drying, managing fertility.
- Fine wool ram breeding in pastoral country.

Stud / Data management/Lamb Plan

- Collecting data in stud. Paper to Electronic.
- Cost of collecting data. Tags, Scanner, time.
- Managing data. Subscriptions. Stock Book.
- Getting return for the information.

Benefits of IAM

Progeny eg2.pdf - Adobe Acrobat Reader DC (32-bit)

File Edit View Sign Window Help

Home Tools Progeny eg2.pdf x

1 / 1 91.1%

Identification	Sex	Wt.	Age	Int.	Breed	Sire/Dam	Bth.Ease	Status	Status Date	Mob	Price
140132	Ewe		7.2 yr		47(100)	(15 progeny) Avg.Intl.=131	308 days since last young	Pregnant	8/02/2021		
150182	M		22/07/2015		47(100)	130206	Not Recorded	Sold	8/08/2016		900.00
150183	M		22/07/2015		47(100)	130206	Not Recorded	Sold	21/05/2016		900.00
160040	F		14/04/2016	267	47(100)	140460	Not Recorded	Pregnant	13/05/2021		
160041	M		14/04/2016		47(100)	140460	Not Recorded	Disposed	31/10/2016		
CU1053	F		26/11/2016	226	47(100)	140323	Not Recorded	Disposed	7/07/2017		
CU1054	S		26/11/2016		47(100)	140323	Not Recorded	Disposed	7/07/2017		
170171	M		6/08/2017	253	47(100)	AM150657	Not Recorded	Sold	11/07/2018		1200.00
170172	F		6/08/2017		47(100)	AM150657	Not Recorded	Sold	29/10/2019		
180210	M		1/08/2018	360	47(100)	160445	Not Recorded	Disposed	14/02/2019		
180211	M		1/08/2018		47(100)	160445	Not Recorded	Disposed	14/02/2019		
190004	F		11/04/2019	253	47(100)	170009	Not Recorded	Pregnant	13/05/2021		
190353	F		27/11/2019	230	47(100)	180007	Not Recorded	Sold	23/02/2021		431.00
DAB604	U		27/11/2019		47(100)	180007	Not Recorded	Disposed	27/11/2019		
200229	F		6/08/2020	253	47(100)	180185	Not Recorded	Weaned	4/11/2020		
200230	M		6/08/2020		47(100)	180185	Not Recorded	Weaned	4/11/2020		
170209	Ewe		3.8 yr		47(100)	(6 progeny) Avg.Intl.=146	192 days since last young	Sold	17/03/2021		
DRYB96	U		1/12/2018		47(100)	160111	Not Recorded	Disposed	1/12/2018		
DRYD38	U		1/04/2019	121	47(100)	170411	Not Recorded	Disposed	1/04/2019		
190098	M		13/08/2019	134	47(100)	160278	Not Recorded	Sold	23/07/2020		900.00
DRYE04	U		1/04/2020	232	47(100)	160278	Not Recorded	Disposed	1/04/2020		
DRYE05	U		1/08/2020	122	47(100)	160278	Not Recorded	Disposed	1/08/2020		
200506	M		30/11/2020	121	47(100)	180185	Not Recorded	Weaned	17/03/2021		
170324	Ewe		3.8 yr		47(100)	(5 progeny) Avg.Intl.=179	313 days since last young	Sold	17/02/2021		
180374	M		15/08/2018		47(100)	160111	Not Recorded	Sold	16/09/2019		1200.00

Type here to search

9:46 PM 19/06/2021

Stud Ram Sales



Animal ID	MWWT	WWT	PWT	PEMD	PFAT	NLW	TCP	MCP
SALTBUSH WD-180339 www	2.8 45%	6.4 65%	9.7 65%	2.7 68%	0.3 65%	5% 27%	144.9 37%	150.6 47%



SALTBUSH WD

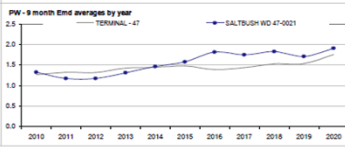
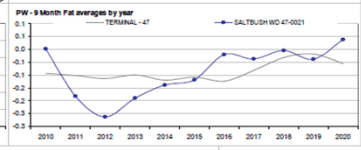
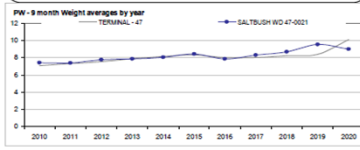
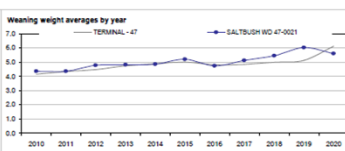
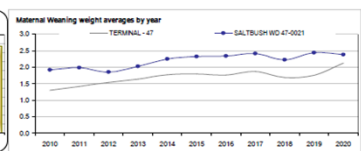
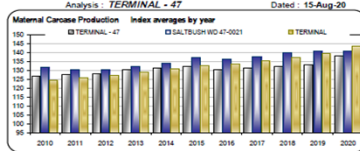
JAMIE MCTAGGART
47-0021

Analysis: **TERMINAL - 47**

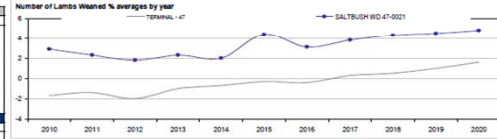
Dated: 15-Aug-20

SHEEP GENETICS

mia



	HWI	PWWI	PFAT	PEMO	AWI	MWVI	NLWI	YNLWI	PWEC	MCP	Counts
TERMINAL - 47											
2011	4.3	7.3	-0.1	1.3	2.2	1.3	-1.4	-1.3	0.0	127.7	10016
2012	4.5	7.2	-0.1	1.3	2.2	1.4	-1.5	-1.8	0.0	126.0	9621
2013	4.8	7.9	-0.1	1.4	2.8	1.5	-1.0	-0.8	0.0	150.2	7321
2014	4.0	8.1	-0.1	1.4	2.2	1.6	-0.7	-0.9	0.0	131.2	7917
2015	5.0	8.3	-0.1	1.5	2.4	1.8	-0.3	-0.4	0.0	132.0	7896
2016	4.8	8.0	-0.1	1.4	2.6	1.8	-0.4	-0.6	0.0	130.4	9493
2017	4.8	8.0	-0.1	1.4	2.4	1.8	0.3	-0.2	0.0	131.2	8707
2018	5.0	8.2	0.0	1.5	2.5	1.9	0.5	0.0	0.0	132.0	8288
2019	5.1	8.4	0.0	1.5	2.8	1.7	1.0	0.5	0.0	132.9	7166
2020	6.1	10.1	-0.1	1.8	2.9	1.8	1.6	-0.5	0.0	138.0	734
SALTBUSH WD 47-0021											
2011	4.4	7.4	-0.2	1.2	2.8	2.0	2.3	1.2	-6.5	130.3	604
2012	4.6	7.8	-0.3	1.2	2.2	1.9	1.8	0.7	-3.9	130.6	518
2013	4.8	7.8	-0.2	1.3	2.1	2.0	2.3	0.5	-7.5	132.3	336
2014	4.9	8.0	-0.1	1.5	2.1	2.3	2.0	-0.6	0.0	134.1	452
2015	5.2	8.4	-0.1	1.6	2.7	2.3	4.4	2.8	0.0	137.2	369
2016	4.7	7.9	0.0	1.8	2.9	2.3	3.1	1.1	-5.5	136.4	504
2017	5.1	8.3	0.0	1.8	2.9	2.4	3.8	1.7	0.0	137.7	515
2018	5.5	8.7	0.0	1.8	2.5	2.2	4.3	1.8	0.0	136.7	491
2019	6.0	9.5	0.0	1.7	2.8	2.4	4.5	2.3	0.0	140.6	388
2020	5.6	9.0	0.0	1.9	2.1	2.4	4.8	2.4	0.0	140.6	189



SALTBUSH WD 47-0021	
Fleeces	No
Weights	Yes
Carcass	Yes
FEC	No
Reproduction	Yes



20 August 2020



Industry support

- Working with outback lakes group.
- Support for project comes as consultancy/ extension. Data management.
- We do on farm work.
- Purchasing tags and equipment to collect data not included.
- On farm infrastructure and yard modifications not included.



Mixed age continuous mated flock



Lamb marking in commercial flocks.

- Lambs are marked with NLIS EID PIC tags at marking and allocated a birth month. (marking every 3 months).
- Off type and cull ewe lambs with standard tags in ewe ear. Counted as wethers in livestock records.
- Wethers marked with standard NLIS PIC tags.
- Every subsequent muster these ewe lambs are weighed and given LW and wet and dried.

Tagging and scanning 2019 ewes





Ewe data recording sheet

Pernatty data.pdf - Adobe Acrobat Reader DC (32-bit)

File Edit View Sign Window Help

Home Tools Pernatty data.pdf x

1 / 1 59.3%

EID	VID	DOB	Weight May20	Score May20	t Aug20	Score Aug20	Weight Nov20	Odder Score Nov20	Weight Feb21	Odder Score Feb21	45kg Nov + 2x1	50kg Nov + 2x1
940 110012297621	1	Apr-20			32	1	39	1	47	1		
940 110012297623	3	Apr-20			25	1	36	1	40	1		
940 110012297625	5	Apr-20					42	1	48	1		
940 110012297626	6	Apr-20			32	1	45	1	52	1	Alarm	
940 110012297627	7	Apr-20					46.5	1				
940 110012297628	8	Apr-20			29.5	1	45	1	51	1	Alarm	
940 110012297629	9	Apr-20			21.5	1	31	1				
940 110012297630	10	Apr-20					35	1				
940 110012297611	11	Apr-20					26.5	1	50	4		
940 110012297612	12	Apr-20					42.5	1	46	1		
940 110012297613	13	Apr-20			28.5	1	39.5	1	44	1		
940 110012297614	14	Apr-20					44	1	46	2		
940 110012297615	15	Apr-20					39	1				
940 110012297616	16	Apr-20					39	1	48	1		
940 110012297617	17	Apr-20			29	1	36	1	39	1		
940 110012297618	18	Apr-20			24	1	35	1	41	1		
940 110012297620	20	Apr-20			35	1	42	1				
940 110012297602	22	Apr-20			29	1	40	1	46	4		
940 110012297603	23	Apr-20			31	1	38	1	45	1		
940 110012297604	24	Apr-20			25	1	38	1	45	1		
940 110012297605	25	Apr-20			37.5	1	53	1	52	1	Alarm	Alarm
940 110012297606	26	Apr-20			38	1	50.5	1	53	1	Alarm	Alarm
940 110012297607	27	Apr-20			27.5	1	37.5	1	42	1		
940 110012297608	28	Apr-20			31	1	38	1	53	1		
940 110012297609	29	Apr-20			31.5	1	39	1	50	1		
940 110012297610	30	Apr-20					39	1	44	1		
940 110012297592	32	Apr-20			29	1	41	1	54	1		
940 110012297593	33	Apr-20					20	1	29	4		
940 110012297594	34	Apr-20			32.5	1	45.5	1	52	1	Alarm	
940 110012297595	35	Apr-20			22.5	1	42	1	52	1		
940 110012297597	37	Apr-20			35	1	42	1	58	1		
940 110012297598	38	Apr-20			33	1	42	1	54	1		
940 110012297599	39	Apr-20			27.5	1	38	1	41	1		

Type here to search

ENG 8:58 PM 19/06/2021

Managing data

- **2019 ewes**

- **Alert 1 (Light & dry):** <45kg in Aug20 and <Score 3 in Aug, Nov & Feb ⇒ **14** animals (22 are covered by Alert 2)
- **Alert 2 (Dry):** >=45kg in Nov20 and <Score 3 in Aug, Nov & Feb ⇒ **158** animals

- **2020 ewes**

- **Alert 3 (Purple old):** March–May 2020 drop and >=50kg in Feb and Score 1 in Feb ⇒ **196** animals
- **Alert 4 (Purple young):** July 2020 drop & <=40kg in Feb ⇒ **308** animals.
- 1498 Purple tag ewes marked as part of this assessment. 1413 more purple tags marked since.
- Managing data. [Age v LW v Fertility](#)

Don't second guess your data



Where we would like to be.

- What do we want to achieve? Identify the most productive animals in our flock and breed from them.
- Ability to increase selection pressure by increasing productivity.
- At 75% lambing and keeping ewes for 6 years we need to retain 49% of ewe lambs.
- At 120% lambing and keeping ewes for 6 years we need to retain 28 % of ewe lambs.
- At 180% lambing and keeping ewes for 6 years we need to retain 19 % of ewe lambs.

Looking forward

- Put together a significant data base of information on fertility, growth rates etc. Not sure what the possibilities are from this yet.
- Getting better at collecting information.
- DNA testing. This may also be a possibility in the future as the cost for this type of thing are getting more accessible.
- Genomics. Meat eating quality etc. Have gone from not in my time to just around the corner.
- Healthy and happy animals and the country they live in. Reduce pressure on the system by taking away the guess work.

Take home messages

- Potential is huge. And there is always more and more on the horizon.
- Information is ~~power~~ a pain in the back side. The more information you have the more decisions you make so if you don't like to make decisions steer clear of information.
- You can't get carried away with data collection. You are still handling livestock and they come first.

Take home messages

- Be committed to the plan. There is a lot of day-to-day stuff to do before there is any benefit. Gets hard at times but if you take short cuts, it will have a negative effect on the quality of your results going forward.
- Data is real. Set your parameters and don't let your emotions override the facts.