

Australian cattle slaughter and beef production

Monthly supply summary

April 2018

Cattle and calf slaughter

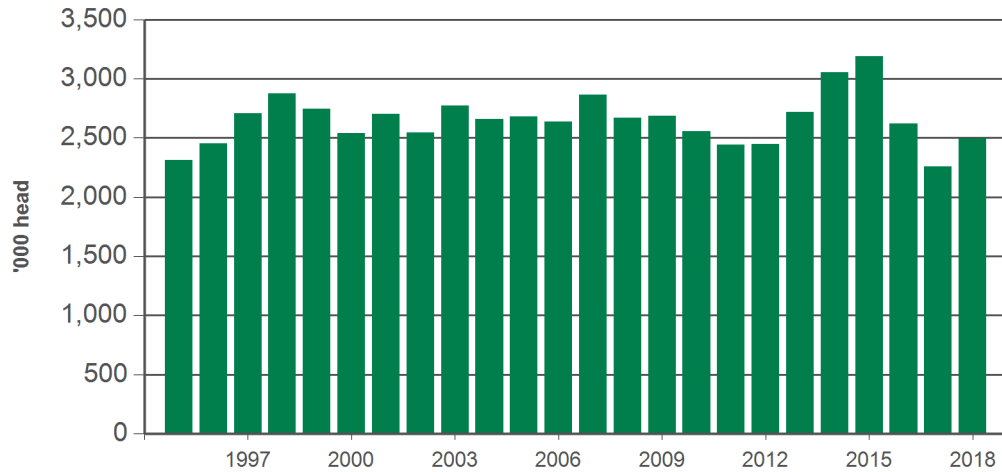
No.head		12-months ending April	Y-O-Y % chg.	2018 YTD	Y-O-Y % chg.	2018 April	M-O-M % chg.	Y-O-Y % chg.
CATTLE	Australia	7,381,672	6	2,387,503	10	617,597	0	26
	Queensland	3,435,173	4	1,077,333	9	292,177	3	26
	NSW	1,618,795	7	547,363	12	138,603	-2	31
	Victoria	1,398,474	13	492,982	26	123,301	-1	42
	SA	329,800	-8	73,190	-37	16,822	-10	-36
	WA	382,006	2	122,074	8	29,137	-12	19
	Tasmania	217,425	17	74,562	17	17,557	-3	19
	Total	7,809,074	5	2,493,872	11	658,774	0	27
CALF	Australia	427,402	-12	106,369	16	41,177	14	37
	Queensland	41,868	-20	10,554	-34	2,539	8	-27
	NSW	68,249	-19	21,450	-	4,739	-21	-2
	Victoria	269,535	-10	66,825	40	31,279	29	60
	SA	1,237	-10	317	-10	88	2	-24
	WA	755	-37	210	7	65	-6	7
	Tasmania	45,759	3	7,014	12	2,467	-29	14
	Total	7,809,074	5	2,493,872	11	658,774	0	27

Beef and veal production

Tonnes cwt		12-months ending April	Y-O-Y % chg.	2018 YTD	Y-O-Y % chg.	2018 April	M-O-M % chg.	Y-O-Y % chg.
BEEF	Australia	2,200,563	8	711,346	11	179,890	-3	23
	Queensland	1,060,478	5	334,717	10	88,798	0	22
	NSW	488,473	11	165,129	14	40,570	-6	29
	Victoria	381,612	17	133,914	26	32,666	-3	40
	SA	101,242	-3	21,979	-37	5,091	-12	-36
	WA	104,231	2	33,174	4	7,642	-14	12
	Tasmania	64,524	25	22,429	22	5,122	-7	23
	Total	2,219,335	8	716,490	11	181,373	-3	22
VEAL	Australia	18,772	-14	5,144	-2	1,483	0	9
	Queensland	4,182	-16	1,064	-30	253	17	-24
	NSW	8,092	-18	2,516	-1	549	-22	-7
	Victoria	5,571	-9	1,411	36	628	26	59
	SA	27	-18	7	-22	2	0	-33
	WA	47	-30	13	0	4	0	0
	Tasmania	854	4	133	21	47	-28	18
	Total	2,219,335	8	716,490	11	181,373	-3	22

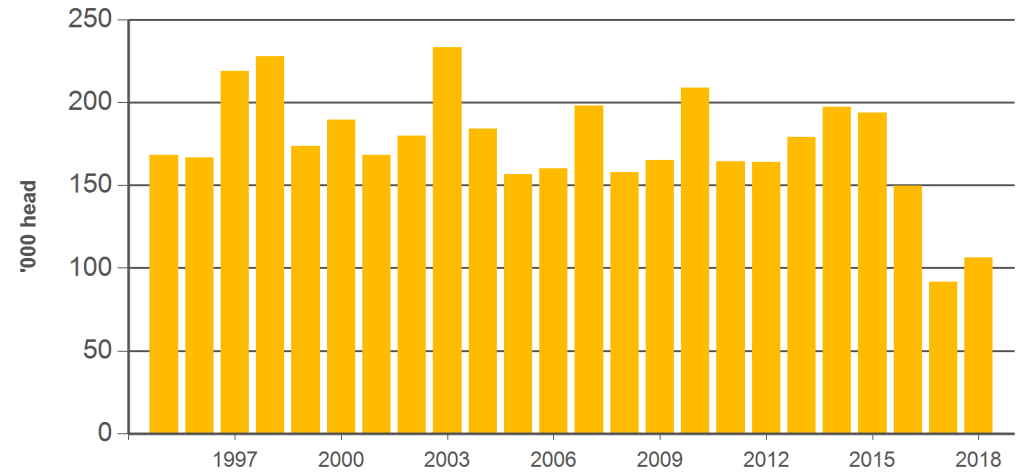
Source: ABS. CWT= Carcase weight. YTD = Calendar year-to-April. Y-O-Y = Year-on-year. M-O-M = Month-on-month. For further information email marketinfo@mla.com.au.

Year-to-April adult cattle slaughter



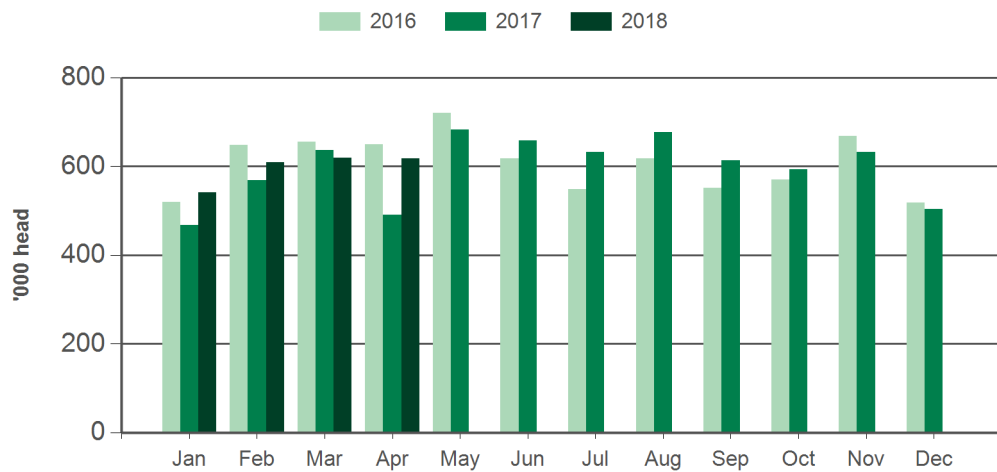
Source: ABS, Prepared by MLA

Year-to-April calf slaughter



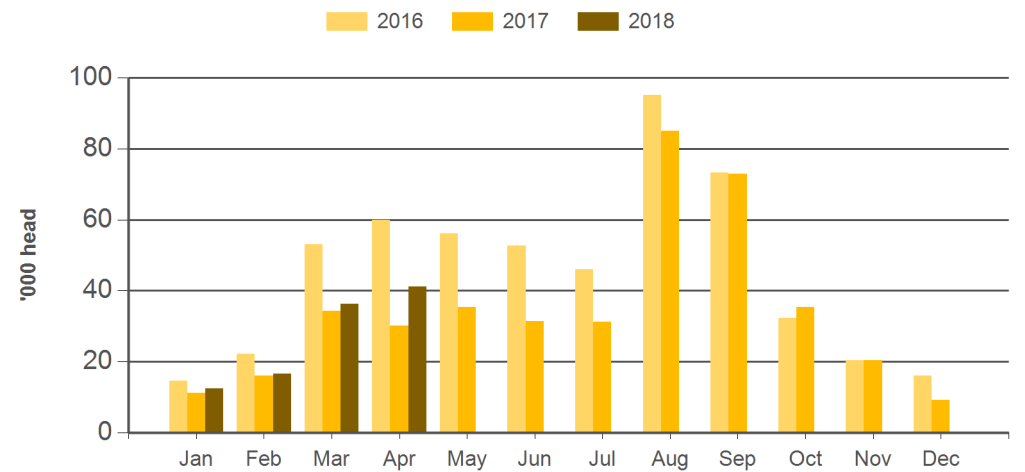
Source: ABS, Prepared by MLA

Monthly adult cattle slaughter



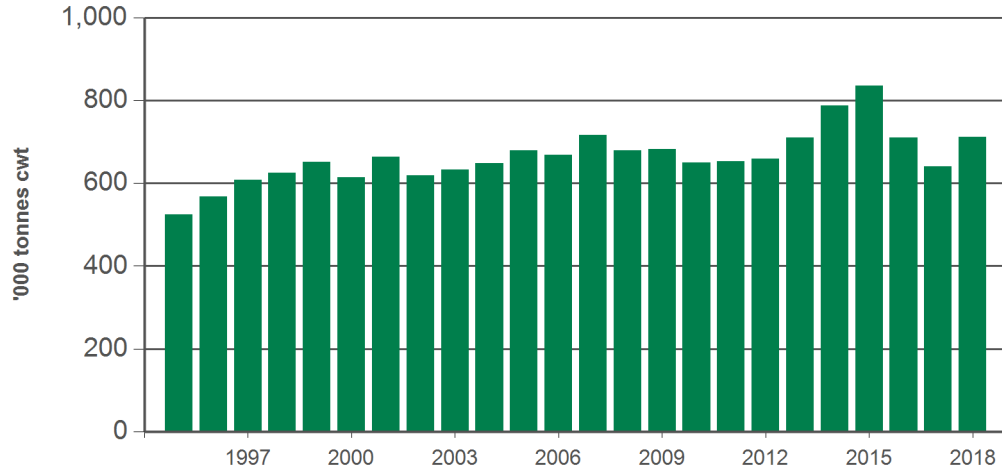
Source: ABS, Prepared by MLA

Monthly calf slaughter



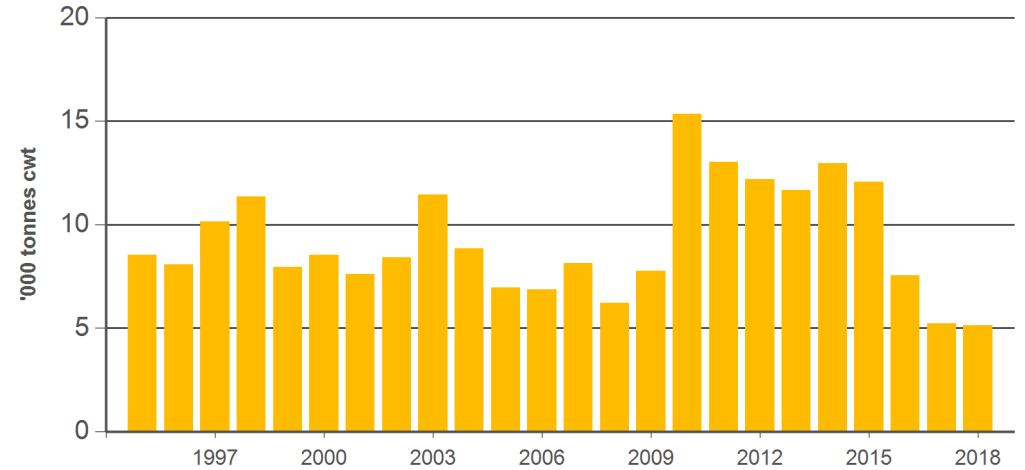
Source: ABS, Prepared by MLA

Year-to-April beef production



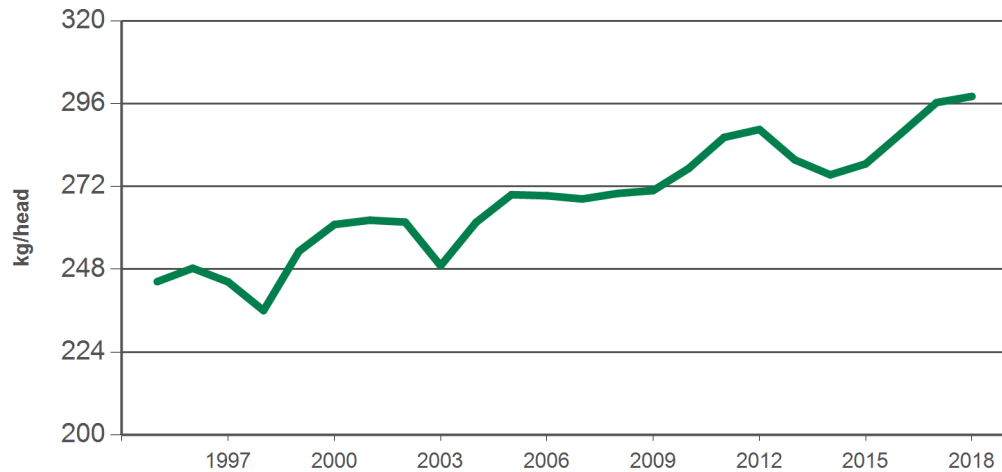
Source: ABS, Prepared by MLA

Year-to-April veal production



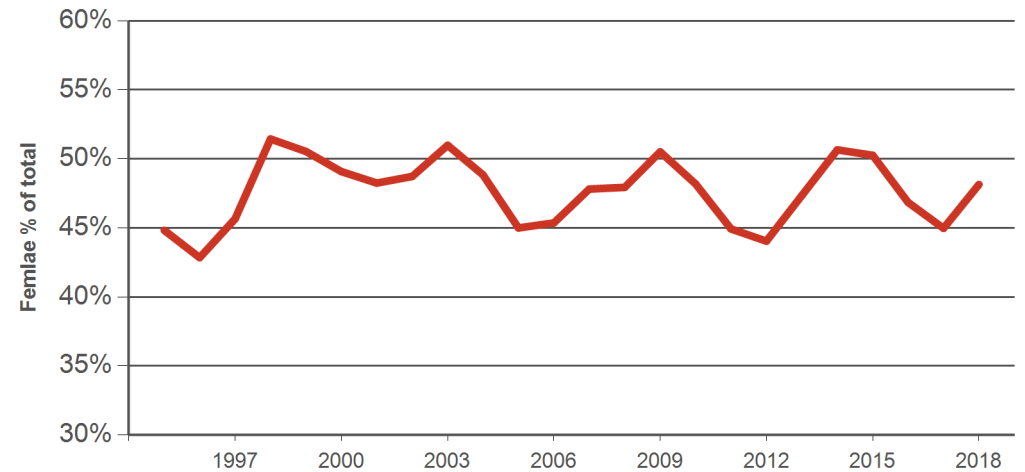
Source: ABS, Prepared by MLA

Year-to-April adult cattle carcass weights



Source: ABS, Prepared by MLA

Year-to-April female % of slaughter



Source: ABS, Prepared by MLA