

Australian sheep slaughter and production

Monthly supply summary

April 2018

Sheep and lamb slaughter

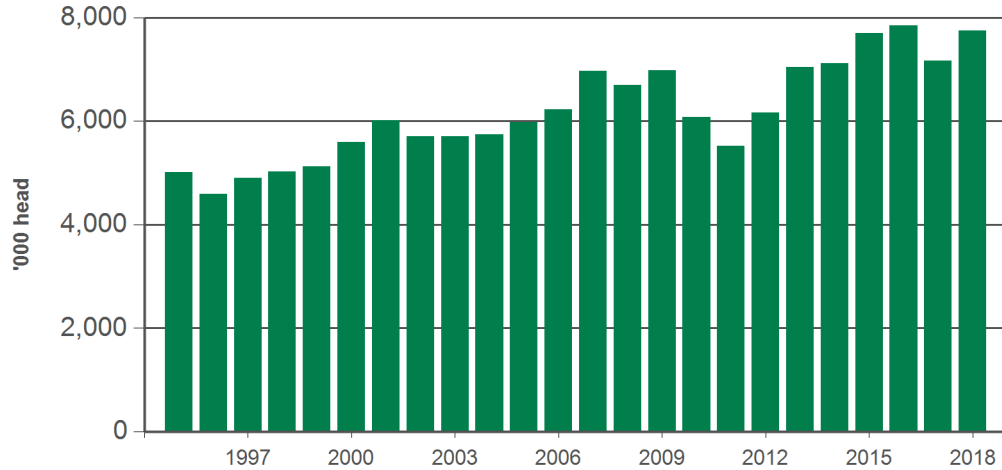
'000 head		12-months ending April	Y-O-Y % chg.	2018 YTD	Y-O-Y % chg.	2018 April	M-O-M % chg.	Y-O-Y % chg.
S H E E P	Australia	7,959	23	2,761	18	635	-7	61
	NSW	2,364	42	872	33	195	-10	54
	Victoria	3,182	20	1,195	13	286	-1	77
	Queensland	47	353	16	218	3	39	74
	SA	930	-14	247	-19	63	-13	11
	WA	1,334	39	386	44	81	-14	84
	Tasmania	102	-1	46	-5	7	-37	74
L A M B	Australia	23,011	3	7,743	8	1,940	-3	24
	NSW	5,113	-	1,746	12	419	-8	26
	Victoria	11,512	13	3,980	20	1,021	-1	39
	Queensland	64	-8	20	-4	5	6	-5
	SA	3,371	-2	922	-23	220	-5	-18
	WA	2,545	-14	941	6	240	-4	24
	Tasmania	407	-26	134	-24	34	12	33
TOTAL	30,970	8	10,504	11	2,575	-4	32	

Sheepmeat production

Tonnes cwt		12-months ending April	Y-O-Y % chg.	2018 YTD	Y-O-Y % chg.	2018 April	M-O-M % chg.	Y-O-Y % chg.
M U T T O N	Australia	196,808	23	64,947	15	14,713	-8	54
	NSW	63,035	50	22,280	41	4,945	-11	62
	Victoria	74,179	20	26,376	7	6,139	-2	68
	Queensland	919	289	312	181	59	26	69
	SA	24,185	-18	6,186	-25	1,551	-15	-1
	WA	32,409	33	8,892	30	1,877	-13	64
	Tasmania	2,082	-	903	-9	144	-37	67
L A M B	Australia	523,047	4	178,501	8	44,685	-3	24
	NSW	124,979	5	43,606	18	10,415	-9	31
	Victoria	255,254	14	89,395	20	22,907	-1	39
	Queensland	1,370	-7	433	-4	107	8	-3
	SA	80,667	-1	22,787	-23	5,542	-3	-17
	WA	52,321	-19	19,489	-	4,995	-4	17
	Tasmania	8,456	-26	2,790	-25	719	11	33
TOTAL	719,855	9	243,448	10	59,398	-4	30	

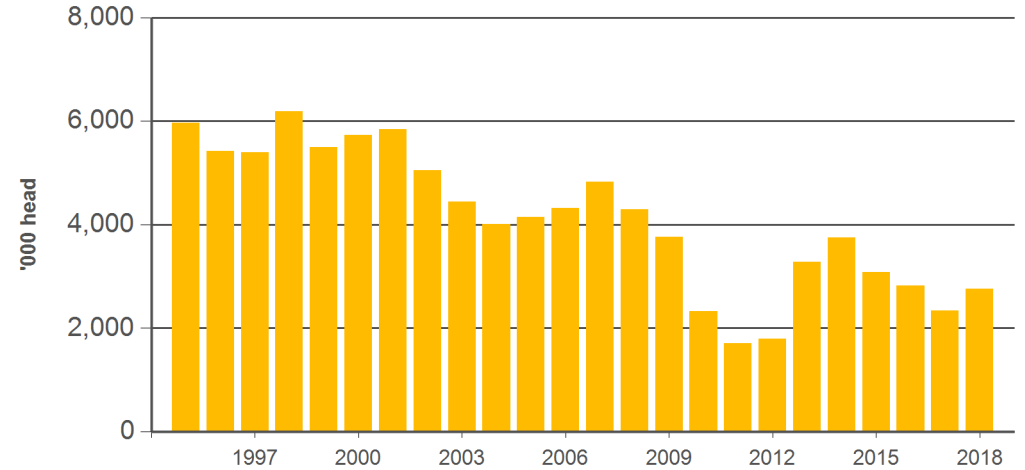
Source: ABS. CWT = carcase weight. YTD = Calendar year-to-April. Y-O-Y = Year-on-year. M-O-M = Month-on-month. For further information email marketinfo@mla.com.au.

Year-to-April lamb slaughter



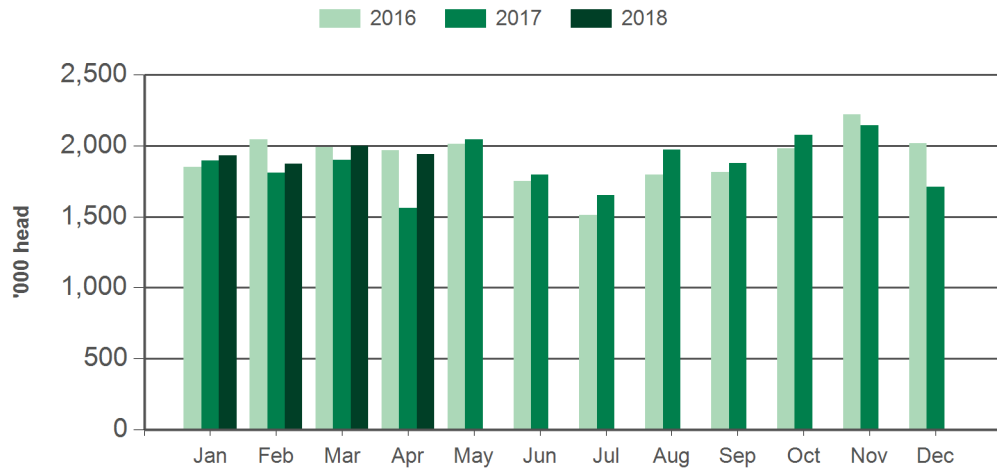
Source: ABS, Prepared by MLA

Year-to-April sheep slaughter



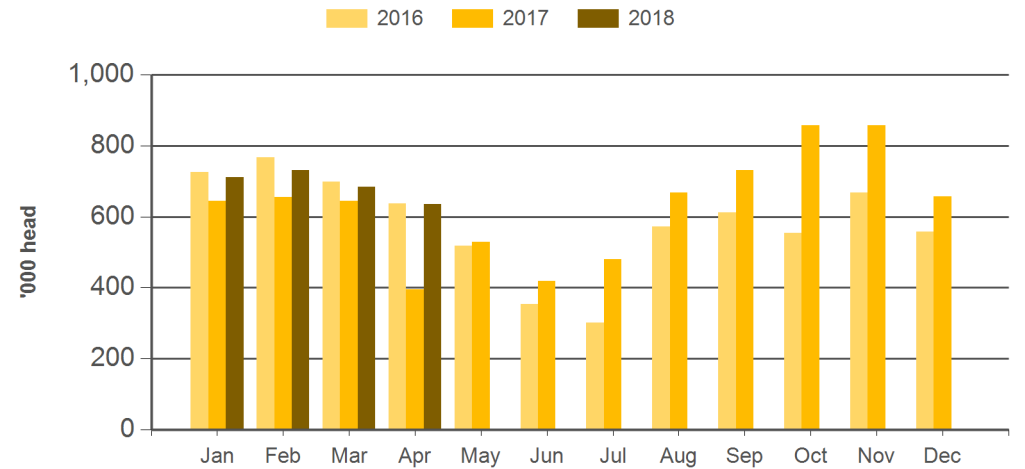
Source: ABS, Prepared by MLA

Monthly lamb slaughter



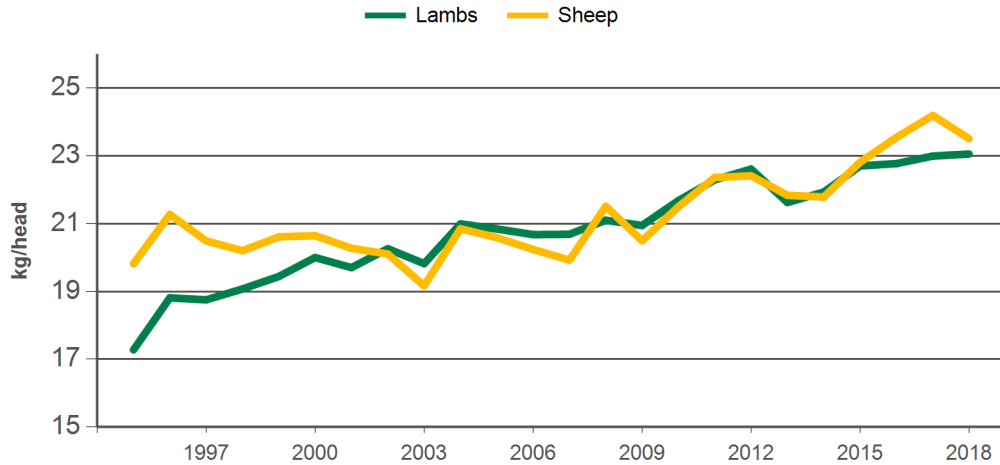
Source: ABS, Prepared by MLA

Monthly sheep slaughter



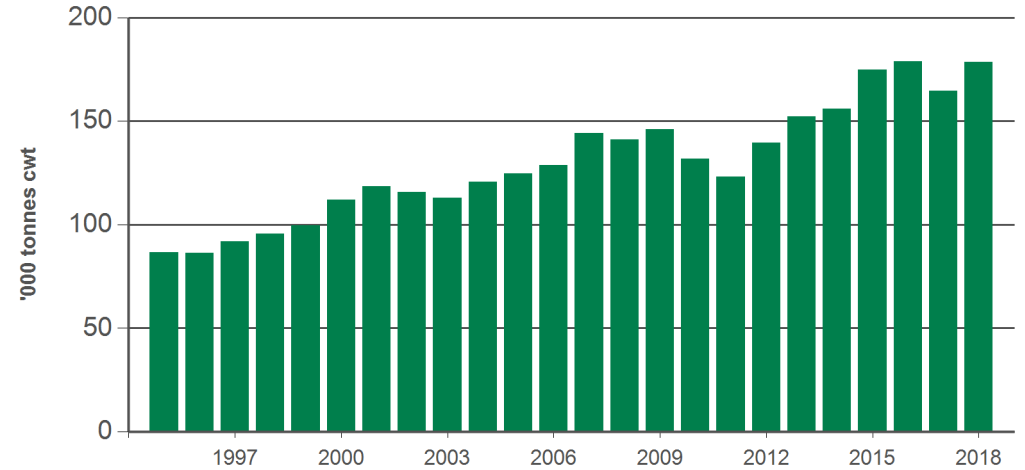
Source: ABS, Prepared by MLA

Year-to-April lamb and sheep carcase weights



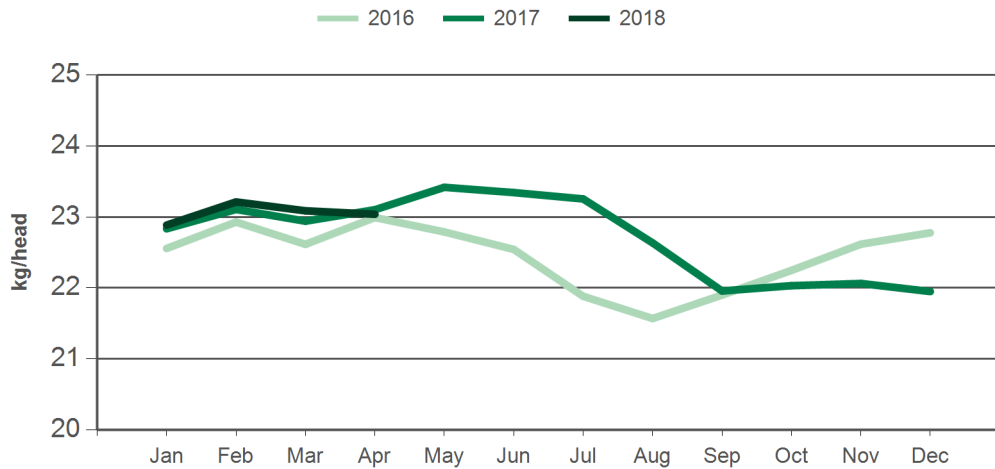
Source: ABS, Prepared by MLA

Year-to-April lamb production



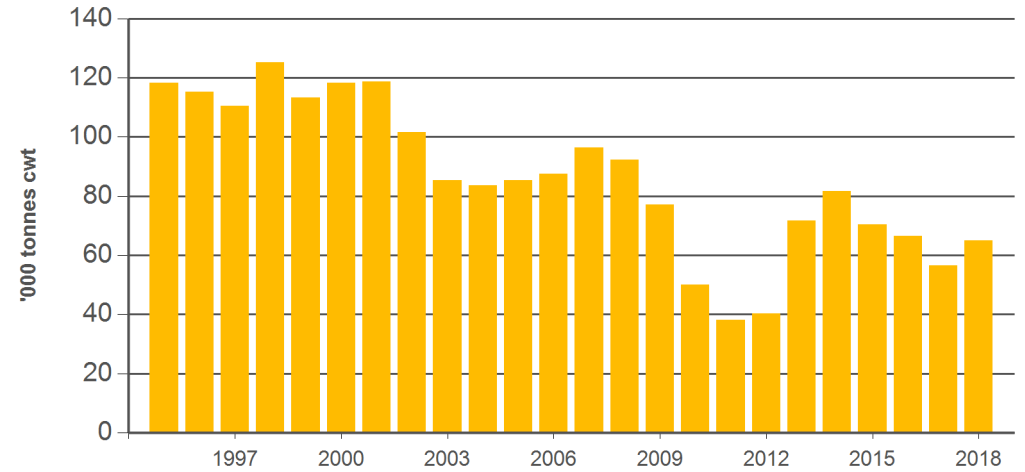
Source: ABS, Prepared by MLA

Monthly lamb carcase weights



Source: ABS, Prepared by MLA

Year-to-April mutton production



Source: ABS, Prepared by MLA