

Australian cattle slaughter and beef production

Monthly supply summary

May 2018

Cattle and calf slaughter

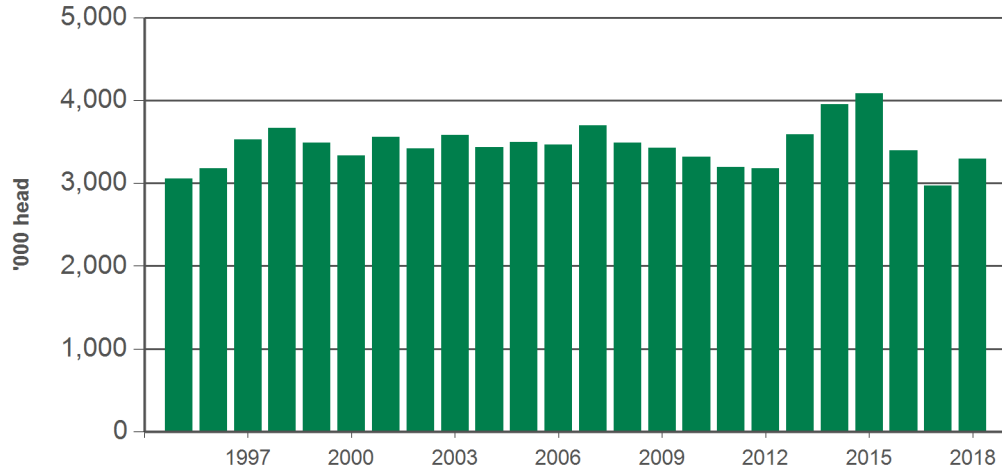
No.head		12-months ending May	Y-O-Y % chg.	2018 YTD	Y-O-Y % chg.	2018 May	M-O-M % chg.	Y-O-Y % chg.
CATTLE	Australia	7,457,479	7	3,145,672	11	758,169	23	11
	Queensland	3,472,161	5	1,446,745	9	369,412	26	11
	NSW	1,630,377	8	709,158	11	161,795	17	8
	Victoria	1,433,711	18	644,966	27	151,984	23	30
	SA	315,231	-12	94,110	-38	20,920	24	-41
	WA	386,442	4	155,689	9	33,615	15	15
	Tasmania	219,558	19	95,005	15	20,443	16	12
	Total	7,891,450	7	3,293,985	11	800,113	21	11
CALF	Australia	433,971	-6	148,313	17	41,944	2	19
	Queensland	40,454	-22	14,321	-32	3,767	48	-27
	NSW	67,955	-18	27,210	-1	5,760	22	-5
	Victoria	277,550	-2	97,910	38	31,085	-1	35
	SA	1,144	-6	379	-25	62	-30	-60
	WA	774	-36	316	12	106	63	22
	Tasmania	46,095	5	8,178	15	1,164	-53	41
	Total	7,891,450	7	3,293,985	11	800,113	21	11

Beef and veal production

Tonnes cwt		12-months ending May	Y-O-Y % chg.	2018 YTD	Y-O-Y % chg.	2018 May	M-O-M % chg.	Y-O-Y % chg.
BEEF	Australia	2,218,526	9	931,264	10	219,918	22	9
	Queensland	1,070,970	7	446,218	10	111,501	26	10
	NSW	491,642	11	213,134	12	48,005	18	7
	Victoria	389,861	21	173,622	26	39,708	22	26
	SA	96,425	-9	28,183	-38	6,204	22	-44
	WA	104,269	2	41,809	4	8,635	13	0
	Tasmania	65,356	27	28,293	21	5,864	14	17
	Total	2,237,231	9	938,064	10	221,574	22	9
VEAL	Australia	18,705	-13	6,800	-2	1,656	12	-4
	Queensland	4,057	-18	1,436	-29	372	47	-25
	NSW	8,041	-17	3,185	-2	669	22	-7
	Victoria	5,674	-2	1,995	31	584	-7	21
	SA	25	-11	8	-33	1	-50	-67
	WA	47	-30	19	0	6	50	0
	Tasmania	861	6	156	24	23	-51	44
	Total	2,237,231	9	938,064	10	221,574	22	9

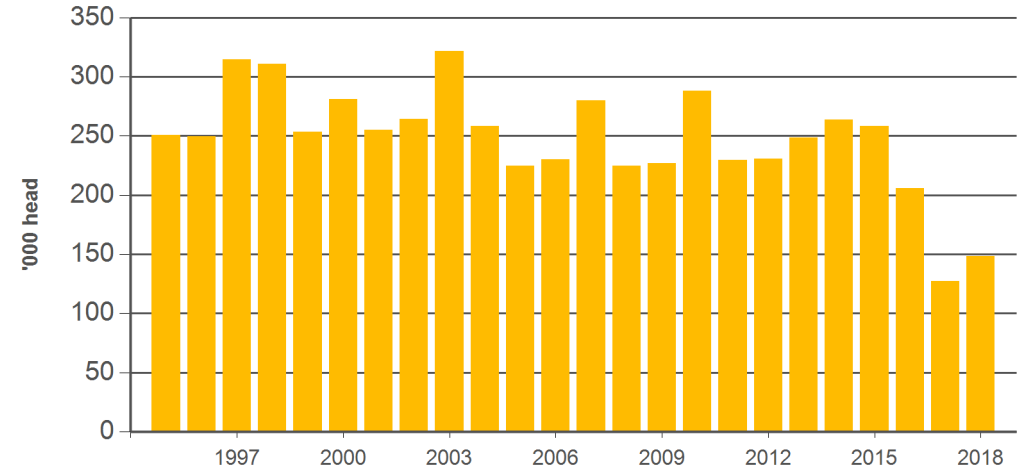
Source: ABS. CWT= Carcase weight. YTD = Calendar year-to-May. Y-O-Y = Year-on-year. M-O-M = Month-on-month. For further information email marketinfo@mla.com.au.

Year-to-May adult cattle slaughter



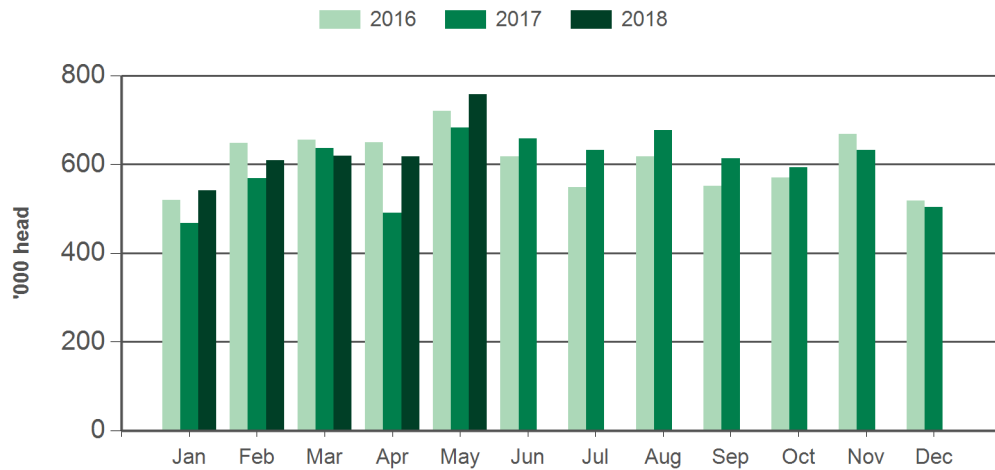
Source: ABS, Prepared by MLA

Year-to-May calf slaughter



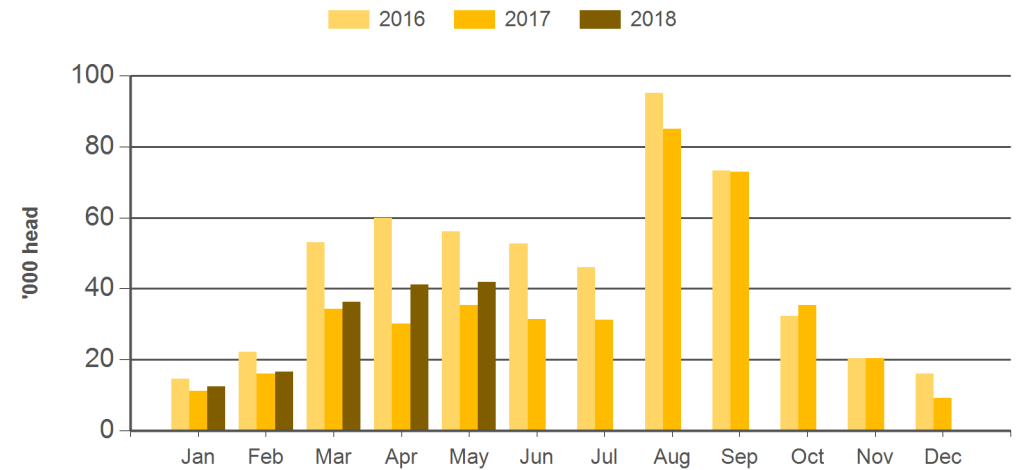
Source: ABS, Prepared by MLA

Monthly adult cattle slaughter



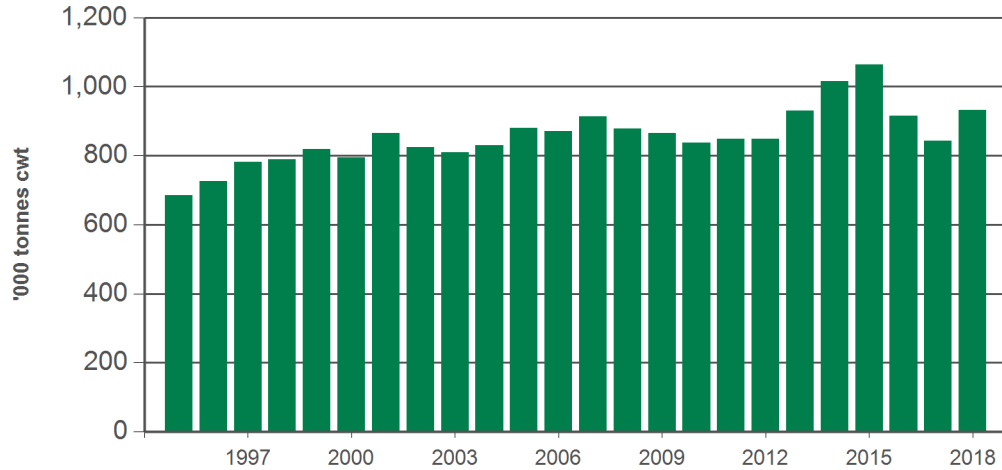
Source: ABS, Prepared by MLA

Monthly calf slaughter



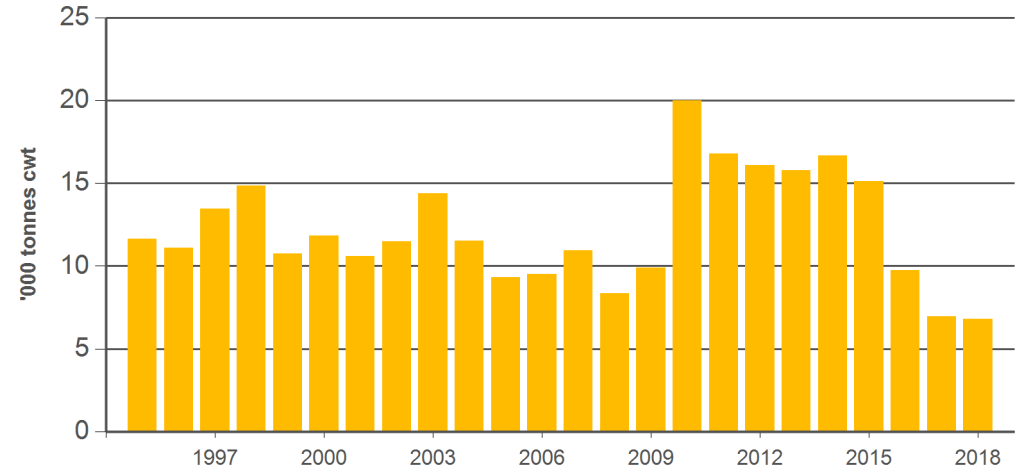
Source: ABS, Prepared by MLA

Year-to-May beef production



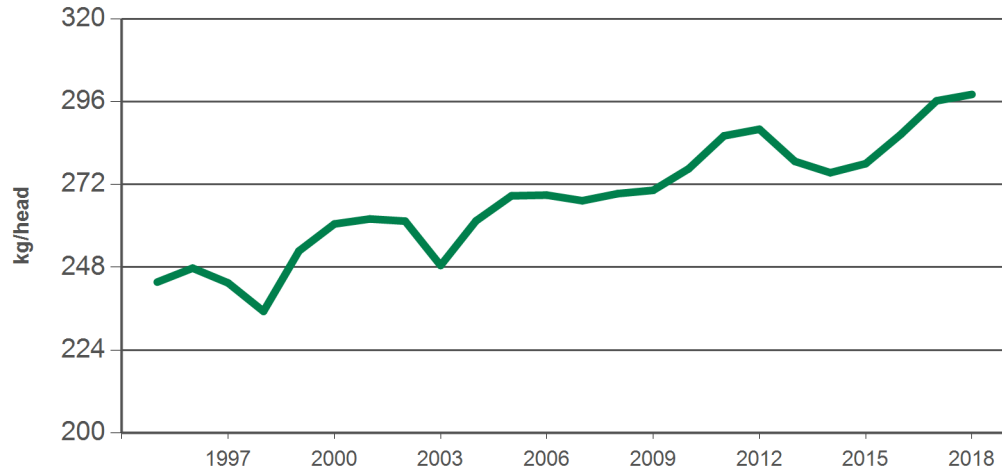
Source: ABS, Prepared by MLA

Year-to-May veal production



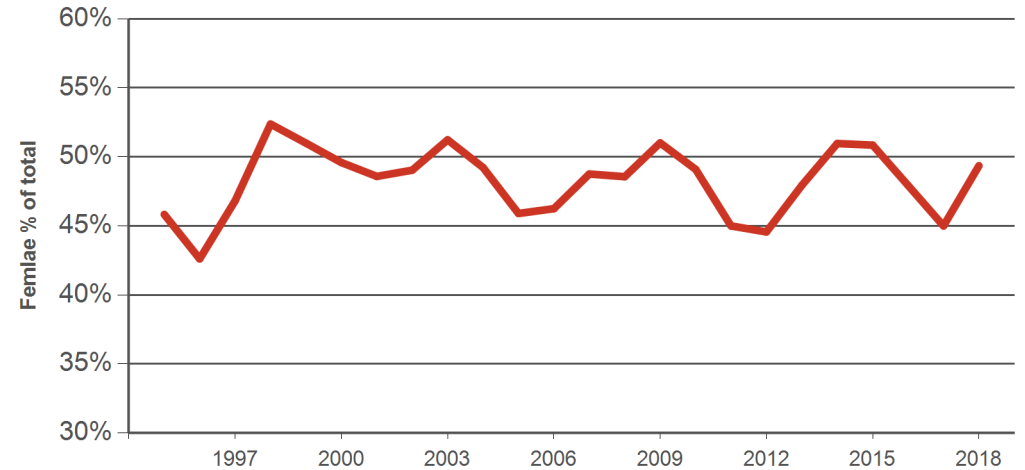
Source: ABS, Prepared by MLA

Year-to-May adult cattle carcass weights



Source: ABS, Prepared by MLA

Year-to-May female % of slaughter



Source: ABS, Prepared by MLA