

12-months ending May

Volume (tonnes swt)	Chilled		Frozen		Total	
	12-months ending May	Y-O-Y % chg.	12-months ending May	Y-O-Y % chg.	12-months ending May	Y-O-Y % chg.
Total	17,835	-23	420	-58	18,255	-24
Grainfed	13,999	-16	398	-32	14,397	-16
Grassfed	3,836	-41	22	-95	3,858	-44

Calendar year-to-May

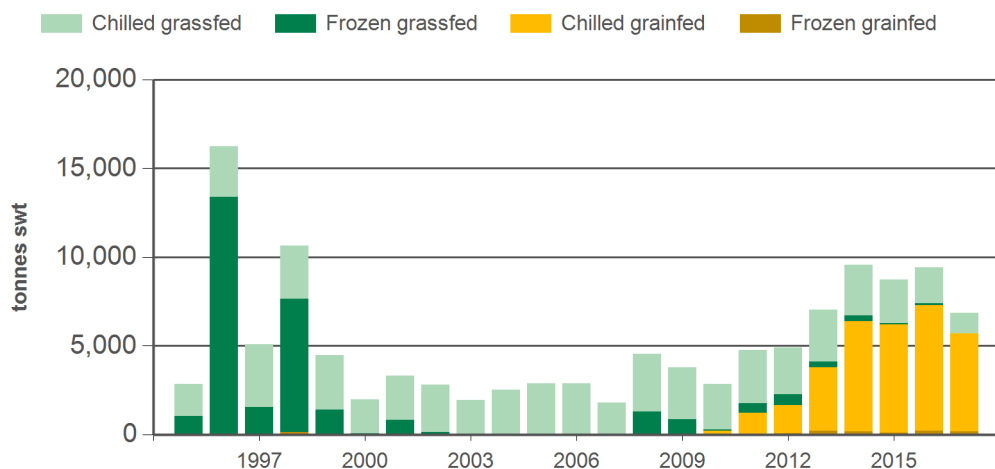
Chilled		Frozen		Total	
2017 YTD	Y-O-Y % chg.	2017 YTD	Y-O-Y % chg.	2017 YTD	Y-O-Y % chg.
6,679	-27	172	-46	6,850	-27
5,548	-22	172	-17	5,719	-22
1,131	-44	-	-	1,131	-47

Month of May

Chilled			Frozen			Total		
2017 May	M-O-M % chg.	Y-O-Y % chg.	2017 May	M-O-M % chg.	Y-O-Y % chg.	2017 May	M-O-M % chg.	Y-O-Y % chg.
1,510	4	6	48	160	-54	1,558	6	2
1,270	3	18	48	160	-14	1,318	6	17
240	6	-32	-	-	-	240	6	-40

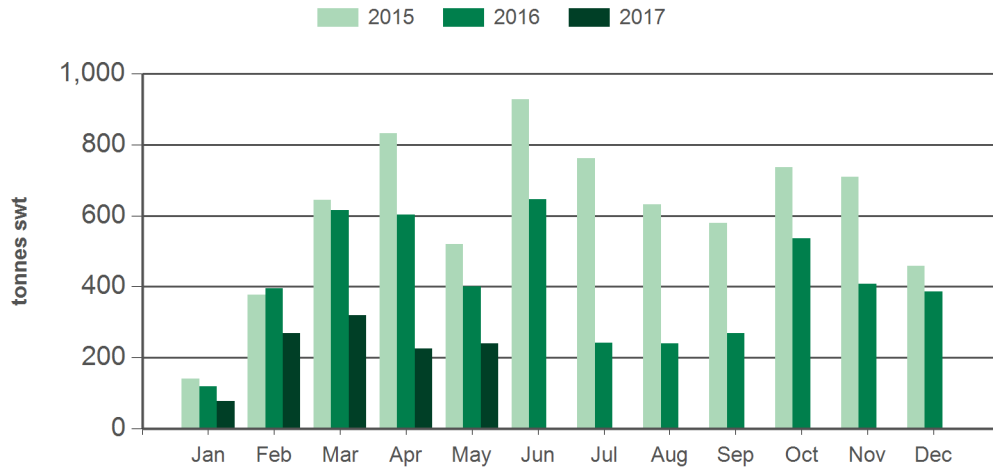
Source: DAWR. SWT = Shipped weight. YTD = Calendar year-to-May. Y-O-Y = Year-on-year. M-O-M = Month-on-month. Grainfed is the prefix for grainfed beef. Grassfed is the prefix for grassfed beef. For further information email marketinfo@mla.com.au.

Year-to-May beef exports to the EU



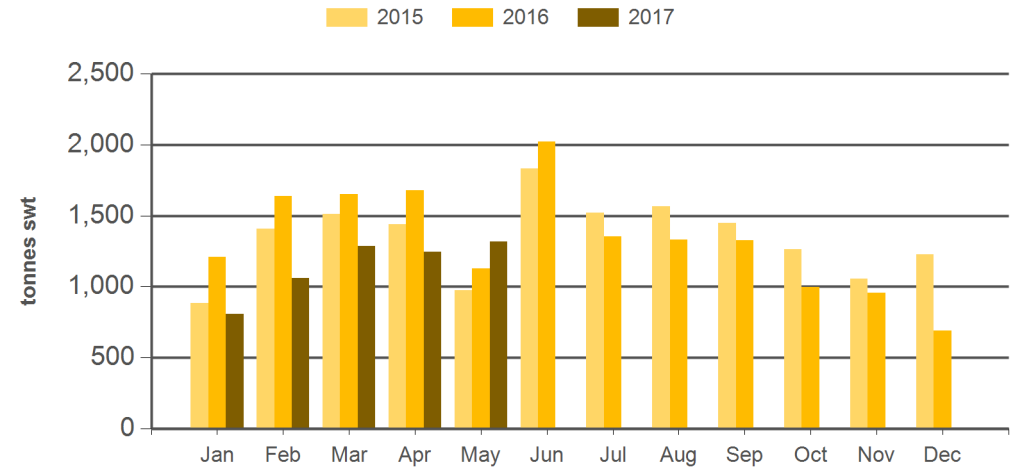
Source: DAWR, Prepared by MLA

Monthly grassfed beef exports to the EU



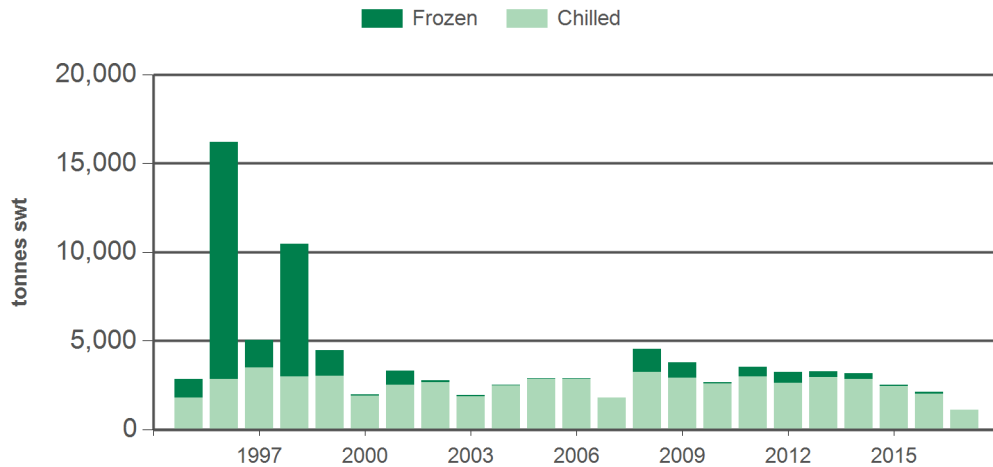
Source: DAWR, Prepared by MLA

Monthly grainfed beef exports to the EU



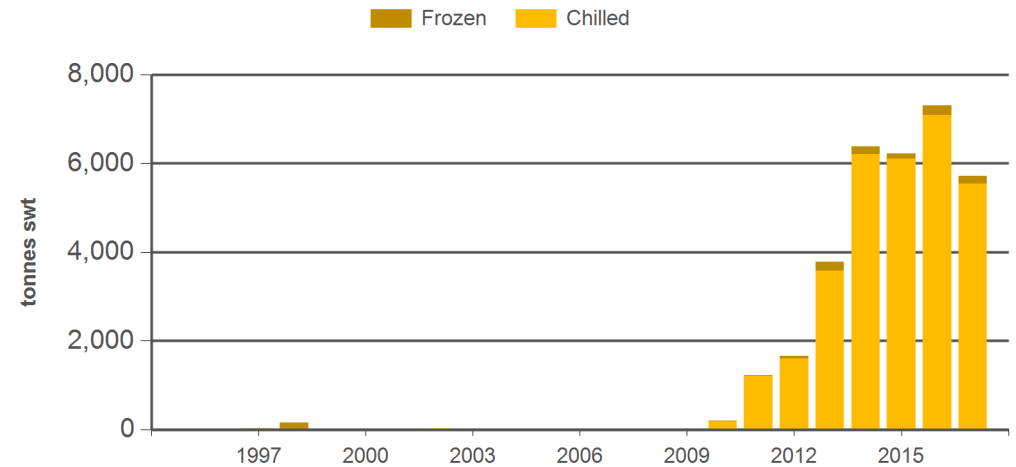
Source: DAWR, Prepared by MLA

Year-to-May grassfed beef exports to the EU



Source: DAWR, Prepared by MLA

Year-to-May grainfed beef exports to the EU



Source: DAWR, Prepared by MLA

Historical beef exports - Calendar year totals

Volume (tonnes swt)	2002	2003	2004	2005	2006	2007	2008	2009	2010	2011	2012	2013	2014	2015	2016	2017 YTD	Y-O-Y % chg.
Total	6,849	5,670	6,756	6,469	8,457	5,953	11,876	9,307	9,885	12,836	14,949	19,927	24,619	23,445	20,841	6,850	-27
Grainfed	24	0	11	28	0	8	37	13	2,546	4,224	6,263	11,502	16,483	16,128	15,980	5,719	-22
Grassfed	6,825	5,670	6,745	6,441	8,456	5,945	11,839	9,294	7,339	8,612	8,686	8,425	8,135	7,317	4,862	1,131	-47

Source: DAWR. YTD = Calendar year-to-May. Grainfed is the prefix for grainfed beef. Grassfed is the prefix for grassfed beef. For further information email marketinfo@mla.com.au.

NEED MORE INFORMATION?



Click here for further prices and market information:
<http://www.mla.com.au/prices-markets>



To download all historical data, click here to access MLA's statistics database:
<http://statistics.mla.com.au>



Email marketinfo@mla.com.au to subscribe to this or any other of MLA's market information reports