

# Australian beef exports to South East Asia

## Monthly trade summary

### May 2017

#### 12-months ending May

Volume (tonnes swt)	Chilled		Frozen		Total	
	12-months ending May	Y-O-Y % chg.	12-months ending May	Y-O-Y % chg.	12-months ending May	Y-O-Y % chg.
Total	13,750	20	96,431	0	110,181	2
Indonesia	4,781	91	49,653	5	54,433	10
Philippines	757	-10	27,730	3	28,487	2
Malaysia	2,162	13	7,661	-19	9,824	-14
Singapore	3,584	-5	2,301	-52	5,885	-32
Thailand	1,501	2	3,853	-4	5,354	-2
Vietnam	736	9	4,518	35	5,253	31
Other	229		716		945	

#### Calendar year-to-May

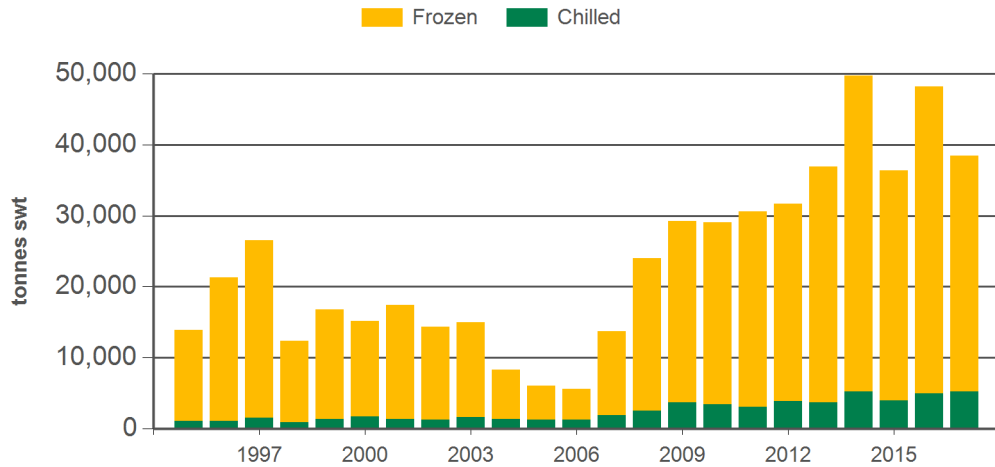
Chilled		Frozen		Total	
2017 YTD	Y-O-Y % chg.	2017 YTD	Y-O-Y % chg.	2017 YTD	Y-O-Y % chg.
5,270	7	33,192	-23	38,461	-20
1,702	7	16,614	-31	18,317	-28
309	-9	9,848	-8	10,157	-8
913	21	2,733	-21	3,646	-13
1,348	1	893	-55	2,241	-33
586	12	1,015	-21	1,602	-12
308	5	1,744	21	2,052	18
103		344		447	

#### Month of May

Chilled			Frozen			Total		
2017 May	M-O-M % chg.	Y-O-Y % chg.	2017 May	M-O-M % chg.	Y-O-Y % chg.	2017 May	M-O-M % chg.	Y-O-Y % chg.
1,803	90	10	11,069	82	-22	12,872	83	-18
871	115	3	5,268	49	-45	6,139	56	-41
86	89	43	4,354	190	79	4,440	187	78
307	185	47	609	24	-33	916	53	-18
315	25	-2	180	6	-61	494	18	-37
118	35	-4	357	107	49	475	83	31
79	50	40	269	51	-28	348	51	-19
27			33			60		

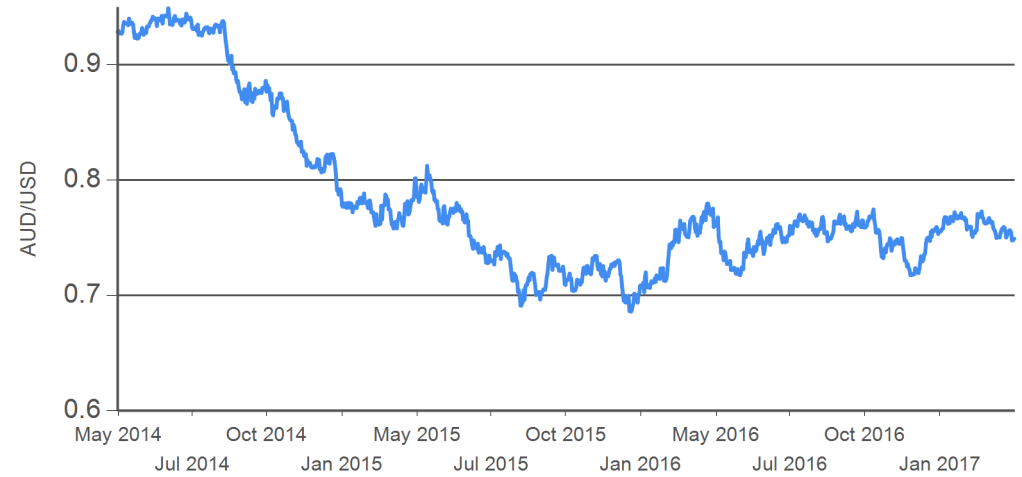
Source: DAWR. SWT = Shipped weight. YTD = Calendar year-to-May. Y-O-Y = Year-on-year. M-O-M = Month-on-month. For further information email [marketinfo@mla.com.au](mailto:marketinfo@mla.com.au).

#### Year-to-May beef exports to South East Asia



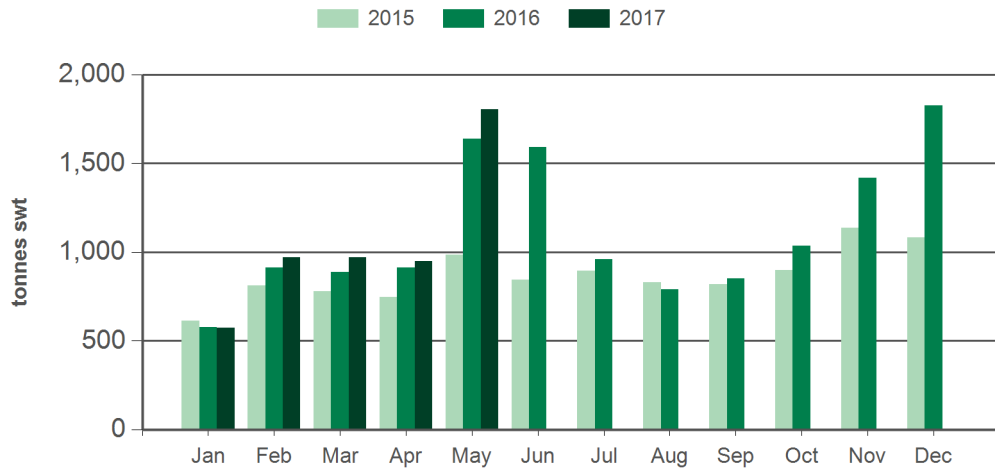
Source: DAWR, Prepared by MLA

#### AUD/USD



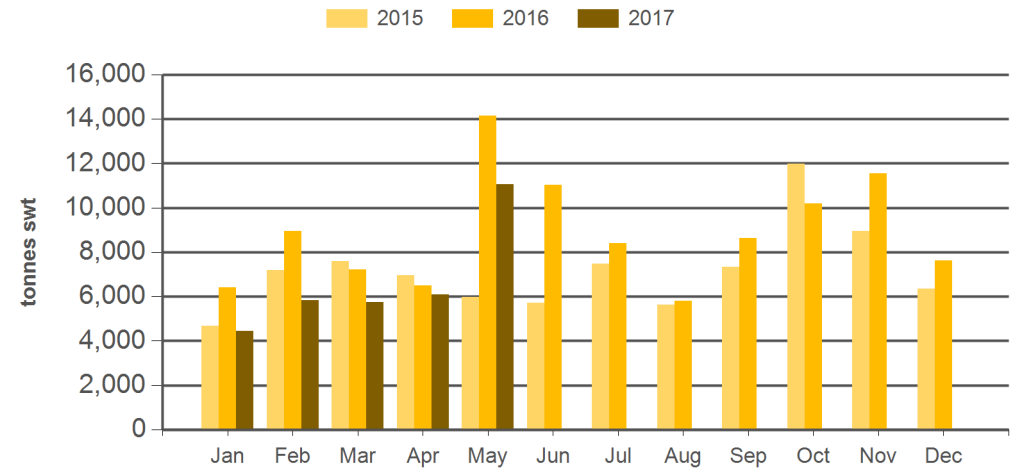
Source: xe.com, Prepared by MLA

#### Monthly chilled beef exports to South East Asia



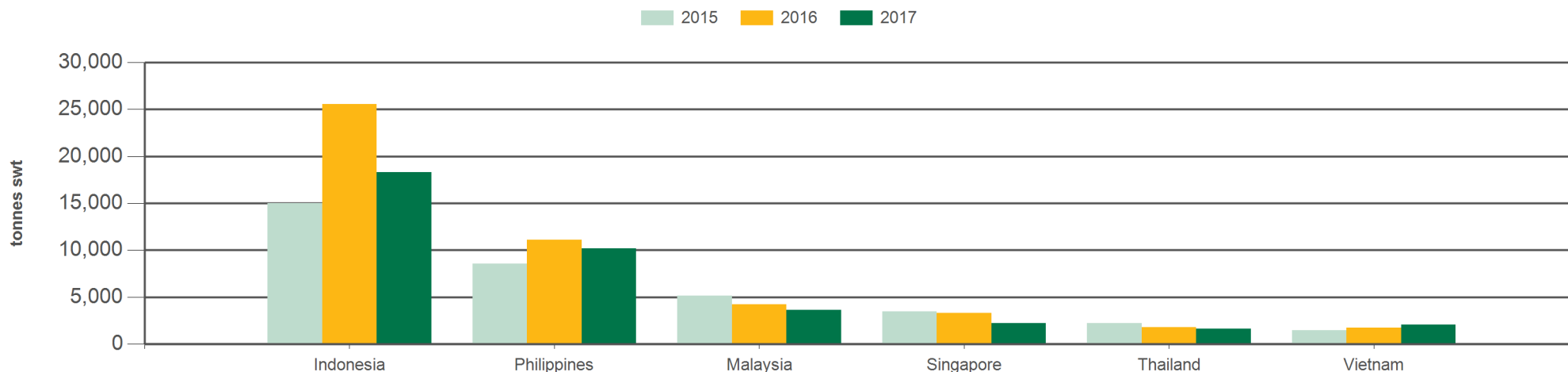
Source: DAWR, Prepared by MLA

#### Monthly frozen beef exports to South East Asia



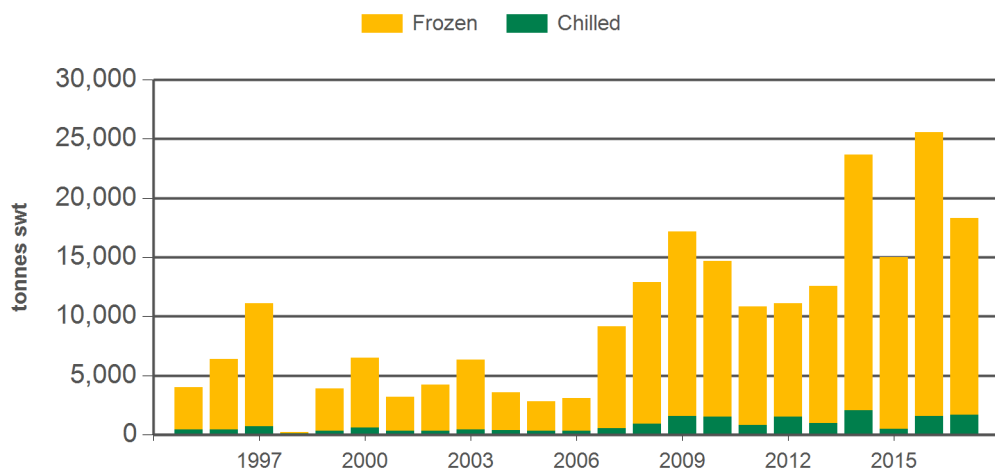
Source: DAWR, Prepared by MLA

#### Year-to-May beef exports to South East Asia



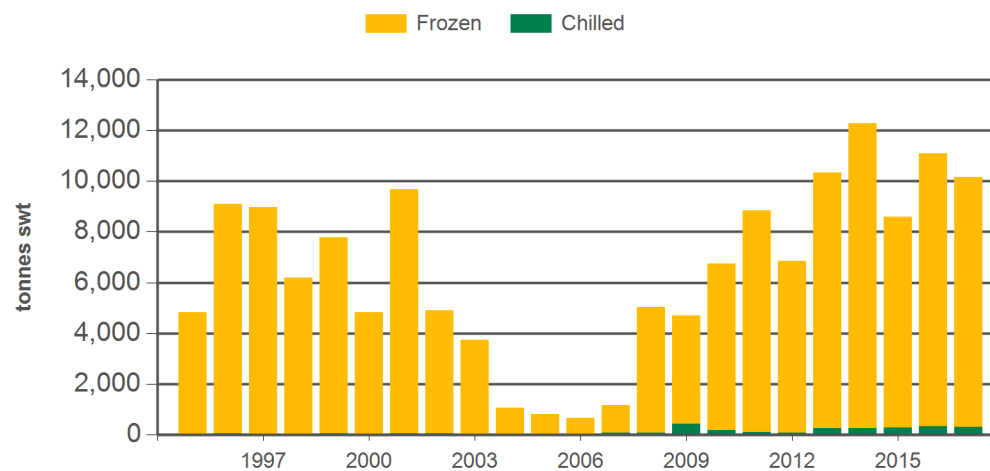
Source: DAWR, Prepared by MLA

#### Year-to-May beef exports to the Indonesia



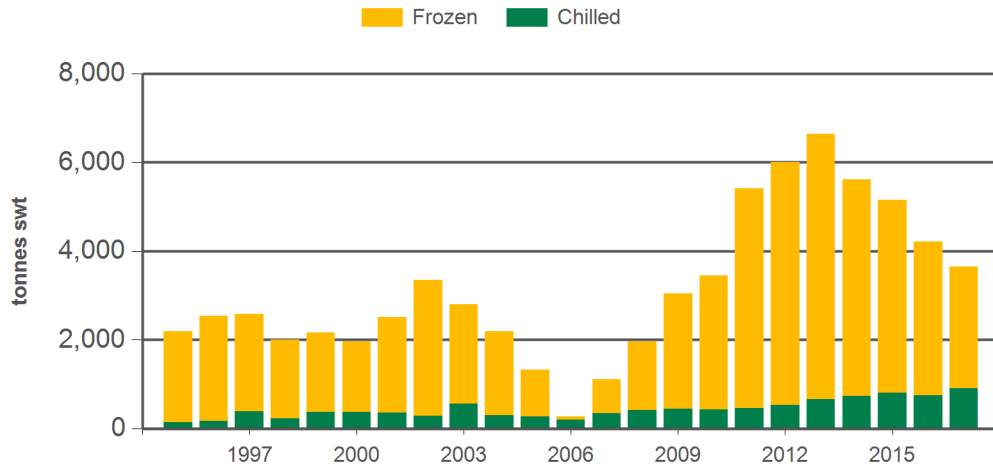
Source: DAWR, Prepared by MLA

#### Year-to-May beef exports to the Philippines



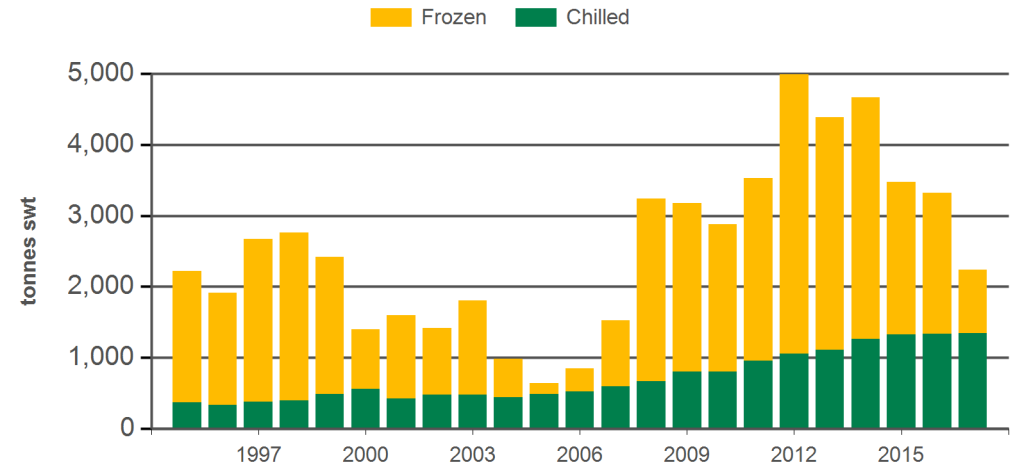
Source: DAWR, Prepared by MLA

#### Year-to-May beef exports to Malaysia



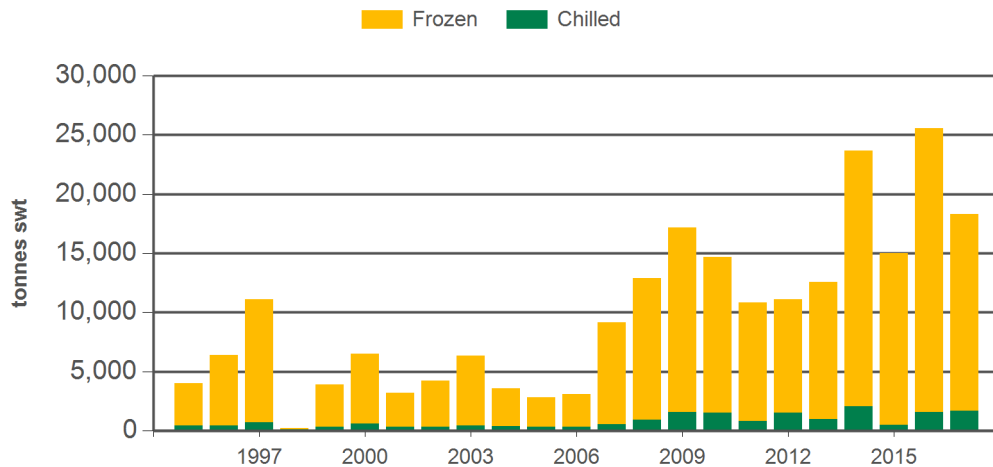
Source: DAWR, Prepared by MLA

#### Year-to-May beef exports to Singapore



Source: DAWR, Prepared by MLA

#### Year-to-May beef exports to Indonesia



Source: DAWR, Prepared by MLA

#### NEED MORE INFORMATION?



Click here for further prices and market information:  
<http://www.mla.com.au/prices-markets>



To download all historical data, click here to access MLA's statistics database:  
<http://statistics.mla.com.au>



Email [marketinfo@mla.com.au](mailto:marketinfo@mla.com.au) to subscribe to this or any other of MLA's market information reports

#### Historical beef exports - Calendar year totals

Volume (tonnes swt)	2002	2003	2004	2005	2006	2007	2008	2009	2010	2011	2012	2013	2014	2015	2016	2017 YTD	Y-O-Y % chg.
Total	39,761	32,651	17,349	17,189	21,313	41,233	63,862	87,069	90,277	89,351	88,036	100,461	119,939	96,271	119,879	38,461	-20
Indonesia	14,553	12,994	7,127	8,762	12,153	26,788	33,018	51,815	48,436	39,590	27,097	39,418	53,140	39,134	61,676	18,317	-28
Philippines	12,856	8,576	2,071	2,951	1,937	3,416	14,143	16,960	19,205	20,998	25,718	26,992	34,352	25,352	29,431	10,157	-8
Malaysia	7,397	6,524	4,795	2,348	2,031	3,303	6,183	8,027	11,701	14,436	15,544	15,935	13,105	12,344	10,391	3,646	-13
Singapore	3,874	3,708	2,089	1,893	3,205	5,534	8,061	7,472	7,622	9,659	14,087	10,564	10,094	8,767	6,967	2,241	-33
Thailand	795	626	1,013	984	1,391	1,541	1,426	1,595	1,834	2,499	2,789	4,263	5,422	5,897	5,565	1,602	-12
Vietnam	265	203	235	228	371	499	764	926	977	1,475	2,212	2,278	2,902	3,721	4,942	2,052	18
Other	22	20	18	23	225	152	266	273	502	694	588	1,010	924	1,055	908	447	

Source: DAWR. SWT = Shipped weight. YTD = Calendar year-to-May. Y-O-Y = Year-on-year. For further information email [marketinfo@mla.com.au](mailto:marketinfo@mla.com.au).