

#### 12-months ending May

Volume (tonnes swt)	Chilled		Frozen		Total	
	12-months ending May	Y-O-Y % chg.	12-months ending May	Y-O-Y % chg.	12-months ending May	Y-O-Y % chg.
Total	5,025	-8	10,699	12	15,725	5
Lamb	5,025	-8	6,535	44	11,560	16
Mutton	-	-100	4,165	-17	4,165	-17

#### Calendar year-to-May

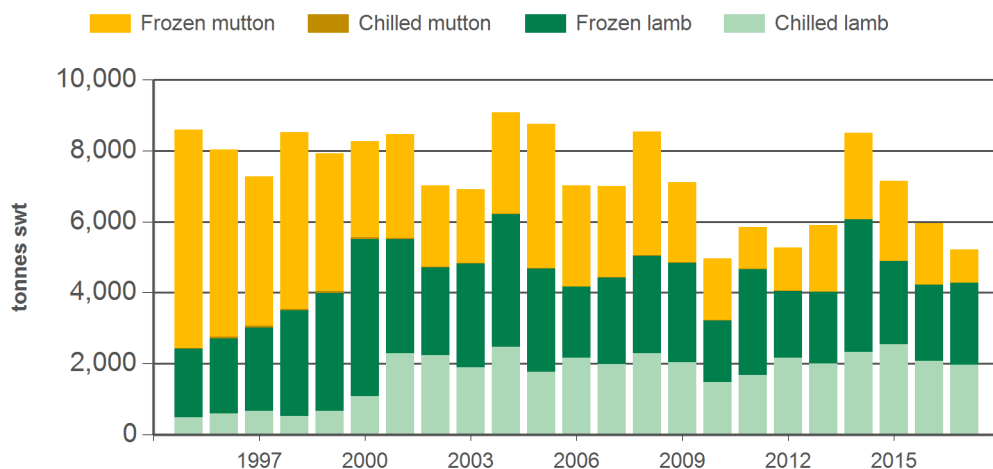
Chilled		Frozen		Total	
2017 YTD	Y-O-Y % chg.	2017 YTD	Y-O-Y % chg.	2017 YTD	Y-O-Y % chg.
1,962	-6	3,249	-16	5,211	-13
1,962	-6	2,306	8	4,269	1
-	-	942	-46	942	-46

#### Month of May

Chilled			Frozen			Total		
2017 May	M-O-M % chg.	Y-O-Y % chg.	2017 May	M-O-M % chg.	Y-O-Y % chg.	2017 May	M-O-M % chg.	Y-O-Y % chg.
154	13	-18	727	54	-10	881	45	-12
154	13	-18	396	-	-31	550	3	-28
-	-	-	331	347	42	331	347	42

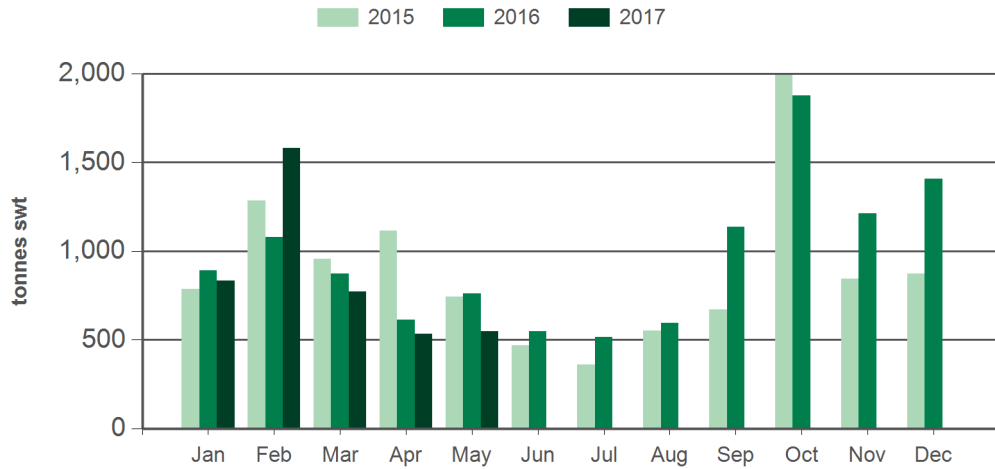
Source: DAWR. YTD = Calendar year-to-May. Y-O-Y = Year-on-year. M-O-M = Month-on-month. SWT = Shipped weight. For further information email [marketinfo@mla.com.au](mailto:marketinfo@mla.com.au).

#### Year-to-May sheepmeat exports to the EU



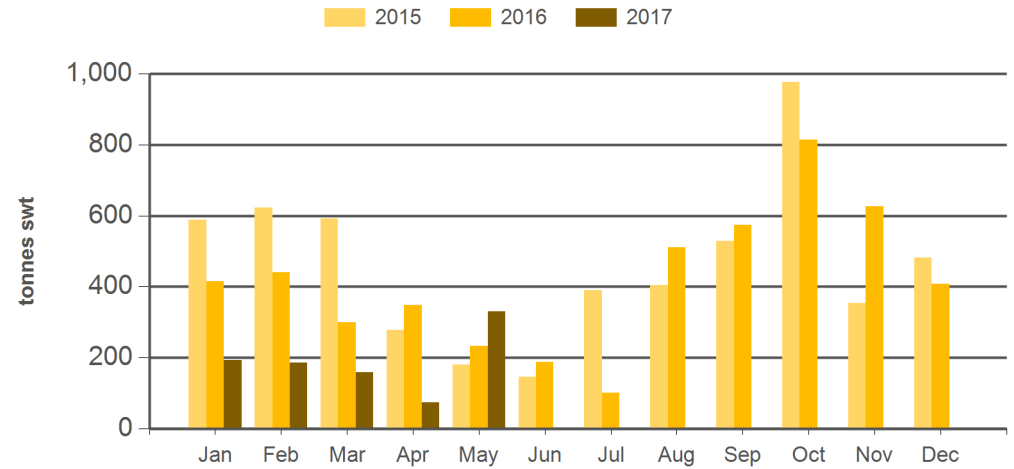
Source: DAWR, Prepared by MLA

**Monthly lamb exports to the EU**



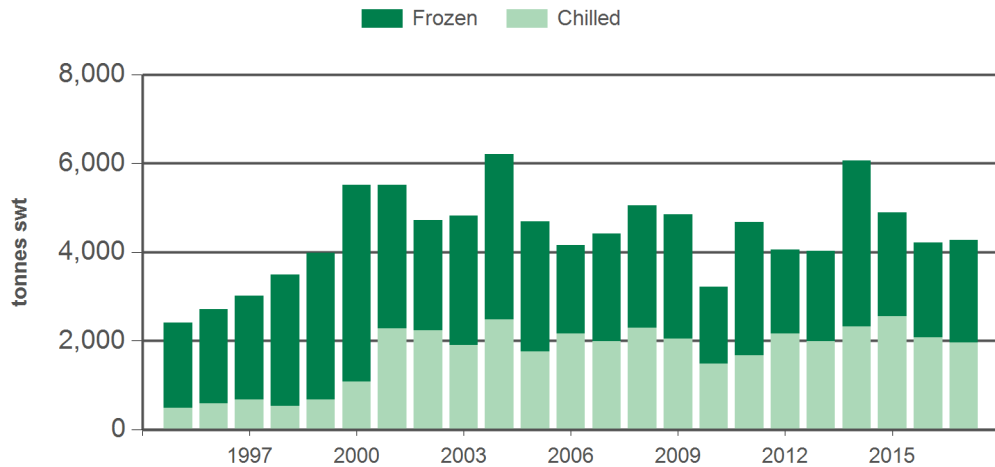
Source: DAWR, Prepared by MLA

**Monthly mutton exports to the EU**



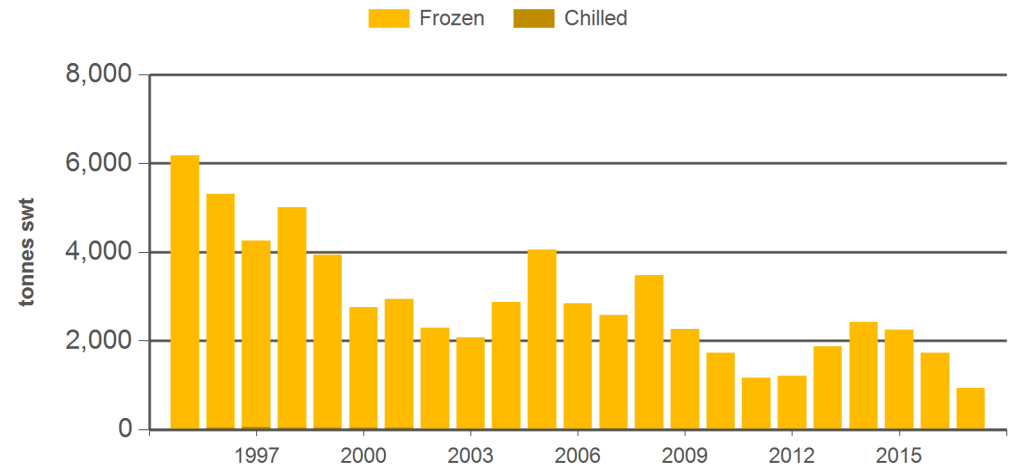
Source: DAWR, Prepared by MLA

**Year-to-May lamb exports to the EU**



Source: DAWR, Prepared by MLA

**Year-to-May mutton exports to the EU**



Source: DAWR, Prepared by MLA

#### Historical sheepmeat exports - Calendar year totals

Volume (tonnes swt)	2002	2003	2004	2005	2006	2007	2008	2009	2010	2011	2012	2013	2014	2015	2016	2017 YTD	Y-O-Y % chg.
Total	18,937	19,011	19,035	18,224	18,827	19,734	19,015	19,099	16,893	16,458	15,852	16,735	18,758	16,195	16,471	5,211	-13
Lamb	12,096	14,748	12,210	10,592	11,808	12,734	11,581	13,730	11,951	12,930	12,129	11,747	14,042	10,656	11,512	4,269	1
Mutton	6,841	4,262	6,825	7,632	7,020	7,000	7,434	5,370	4,941	3,528	3,723	4,988	4,716	5,539	4,959	942	-46

Source: DAWR. YTD = Calendar year-to-May. SWT = Shipped weight. For further information email [marketinfo@mla.com.au](mailto:marketinfo@mla.com.au).

#### NEED MORE INFORMATION?



Click here for further prices and market information:  
<http://www.mla.com.au/prices-markets>



To download all historical data, click here to access MLA's statistics database:  
<http://statistics.mla.com.au>



Email [marketinfo@mla.com.au](mailto:marketinfo@mla.com.au) to subscribe to this or any other of MLA's market information reports