

#### 12-months ending May

Volume (tonnes swt)	Chilled		Frozen		Total	
	12-months ending May	Y-O-Y % chg.	12-months ending May	Y-O-Y % chg.	12-months ending May	Y-O-Y % chg.
Middle East	56,114	-6	48,085	-17	104,199	-11
Nth Africa	0		1,090	-49	1,090	-49
UAE	18,869	5	10,861	-16	29,730	-4
Saudi Arabia	3,725	-16	15,532	1	19,257	-2
TOTAL						
Qatar	15,399	2	2,186	-21	17,585	-2
Jordan	7,868	-32	1,864	-60	9,732	-40
Kuwait	3,975	43	4,879	-9	8,854	9
Bahrain	5,267	-27	3,025	61	8,293	-8
Oman	485	74	7,321	-13	7,806	-10
Egypt	27	1,403	571	-83	598	-83
Other	498		2,935		3,433	

#### Calendar year-to-May

Chilled		Frozen		Total	
2017 YTD	Y-O-Y % chg.	2017 YTD	Y-O-Y % chg.	2017 YTD	Y-O-Y % chg.
22,894	-12	24,084	-7	46,978	-9
0	-	294	-76	294	-76
8,040	0	5,924	-12	13,963	-5
1,574	-31	8,465	28	10,039	13
6,022	-5	755	-33	6,777	-9
2,622	-49	637	-51	3,260	-50
2,016	51	2,475	-4	4,491	14
1,878	-31	2,014	51	3,892	-4
258	47	3,265	-18	3,524	-15
0	-	127	-90	127	-90
484		714		1,199	

#### Month of May

Chilled			Frozen			Total		
2017 May	M-O-M % chg.	Y-O-Y % chg.	2017 May	M-O-M % chg.	Y-O-Y % chg.	2017 May	M-O-M % chg.	Y-O-Y % chg.
5,361	32	-4	3,837	-8	-25	9,198	12	-14
0	-	-	13	-78	-93	13	-78	-93
1,703	16	6	727	-30	-47	2,430	-3	-18
318	25	-40	1,485	-3	11	1,803	1	-3
1,483	39	8	70	-66	-63	1,554	22	0
577	22	-52	109	-39	-9	686	5	-48
463	38	63	373	122	-7	837	66	22
468	72	-20	516	47	68	984	58	10
35	-39	48	459	-27	-51	494	-28	-48
0	-	-	34	172	-90	34	172	-90
314			76			390		

Middle East	49,693	-10	9,485	-28	59,178	-13
Nth Africa	0		296	-72	296	-72
UAE	17,967	5	2,923	-8	20,890	3
Saudi Arabia	3,701	-16	2,554	7	6,255	-8
LAMB						
Qatar	14,996	-1	322	-16	15,318	-1
Jordan	7,827	-31	1,324	-67	9,151	-40
Kuwait	3,948	43	616	22	4,564	40
Bahrain	283	-93	408	-40	691	-86
Oman	481	73	138	-16	620	40
Egypt	27	1,403	154	-38	181	-28
Other	462		1,342		1,804	

20,369	-10	4,403	-12	24,772	-11
0	-	92	-82	92	-82
7,646	2	1,355	-9	9,001	0
1,558	-31	1,251	28	2,809	-13
5,711	-9	162	5	5,873	-9
2,613	-48	637	-51	3,250	-49
1,999	51	251	-3	2,250	42
128	60	237	-4	365	12
258	47	40	-25	298	30
0	-	69	-35	69	-36
455		493		948	

4,768	31	-3	842	22	-19	5,610	29	-6
0	-	-	0	-	-	0	-	-
1,651	20	8	141	-32	-63	1,792	13	-6
318	30	-40	430	103	44	748	64	-9
1,388	38	2	23	36	30	1,412	38	2
577	22	-51	109	-39	-9	686	5	-47
463	39	64	57	13,78	-3	519	56	53
52	238	197	16	542	68	68	281	151
34	-39	46	0	-	-	34	-42	-11
0	-	-	21	67	45	21	67	45
285			45			330		

#### 12-months ending May

Volume (tonnes swt)	Chilled		Frozen		Total	
	12-months ending May	Y-O-Y % chg.	12-months ending May	Y-O-Y % chg.	12-months ending May	Y-O-Y % chg.
Middle East	6,421	50	38,600	-14	45,021	-8
Nth Africa	0		795	-29	795	-29
UAE	902	-1	7,938	-18	8,840	-17
Saudi Arabia	24	0	12,978	0	13,002	0
Qatar	403	801	1,864	-21	2,267	-6
Jordan	40	-85	540	-17	581	-37
Kuwait	27	41	4,263	-12	4,290	-12
Bahrain	4,985	65	2,617	118	7,602	80
Oman	4	274	7,183	-13	7,187	-13
Egypt	0		417	-87	417	-87
Other	36		1,593		1,629	

#### Calendar year-to-May

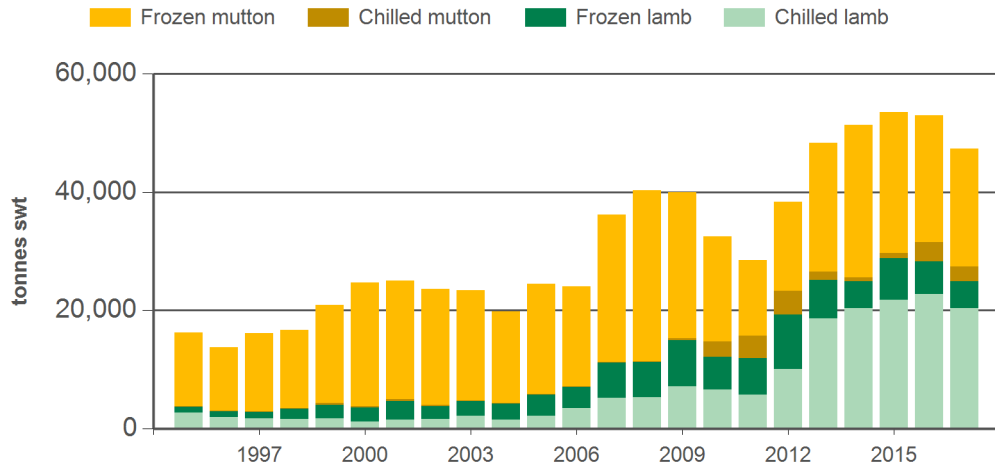
Chilled		Frozen		Total	
2017 YTD	Y-O-Y % chg.	2017 YTD	Y-O-Y % chg.	2017 YTD	Y-O-Y % chg.
2,525	-24	19,681	-5	22,206	-8
0	-	202	-71	202	-71
394	-20	4,568	-13	4,962	-14
15	5	7,215	28	7,230	28
311	1,496	593	-39	904	-8
9	-93	0	-	9	-93
17	58	2,224	-5	2,241	-4
1,749	-34	1,777	64	3,526	-5
0	-50	3,225	-18	3,225	-18
0	-	58	-95	58	-95
29		222		251	

#### Month of May

Chilled			Frozen			Total		
2017 May	M-O-M % chg.	Y-O-Y % chg.	2017 May	M-O-M % chg.	Y-O-Y % chg.	2017 May	M-O-M % chg.	Y-O-Y % chg.
594	43	-11	2,995	-14	-27	3,588	-8	-24
0	-	-	13	-74	-88	13	-74	-88
52	-38	-24	586	-30	-41	638	-30	-40
0	-	-	1,055	-20	2	1,055	-21	1
95	49	1,964	47	-75	-73	142	-44	-19
0	-	-	0	-	-	0	-	-
1	-54	-68	317	89	-8	317	88	-9
416	62	-26	500	44	68	916	51	6
0	-	-	459	-27	-50	459	-27	-50
0	-	-	13	-	-96	13	-	-96
29			31			60		

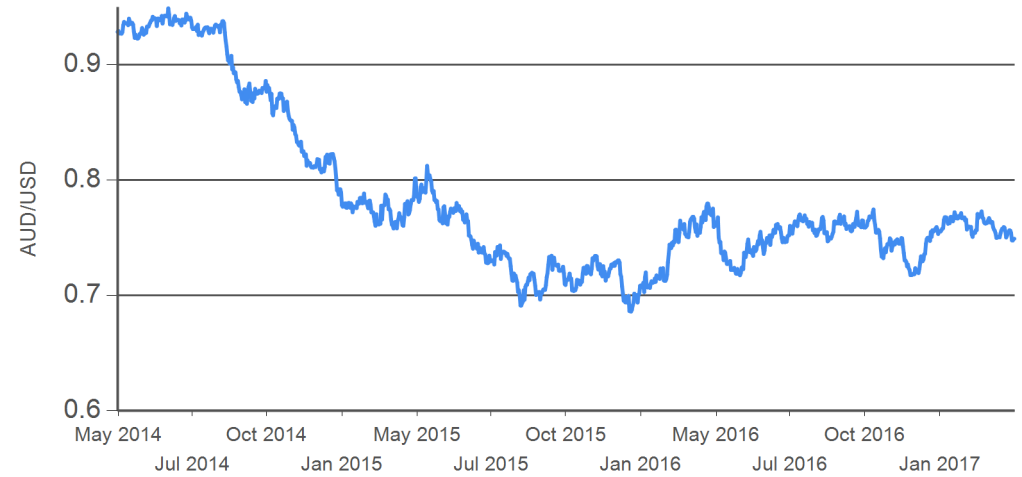
Source: DAWR. SWT = Shipped weight. YTD = Calendar year-to-May. Y-O-Y = Year-on-year. M-O-M = Month-on-month. MENA = Middle East & North African countries. For further information email [marketinfo@mla.com.au](mailto:marketinfo@mla.com.au).

#### Year-to-May sheepmeat exports to MENA



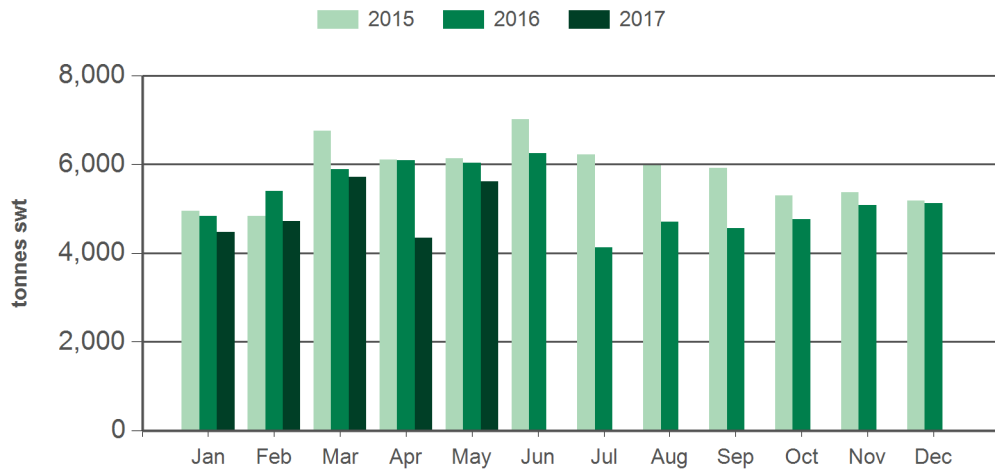
Source: DAWR, Prepared by MLA

#### AUD/USD



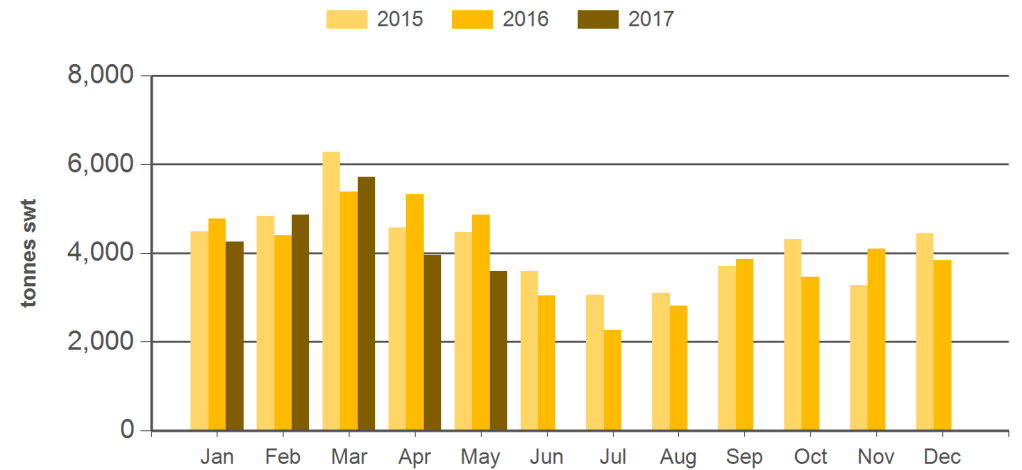
Source: xe.com, Prepared by MLA

#### Monthly lamb exports to MENA



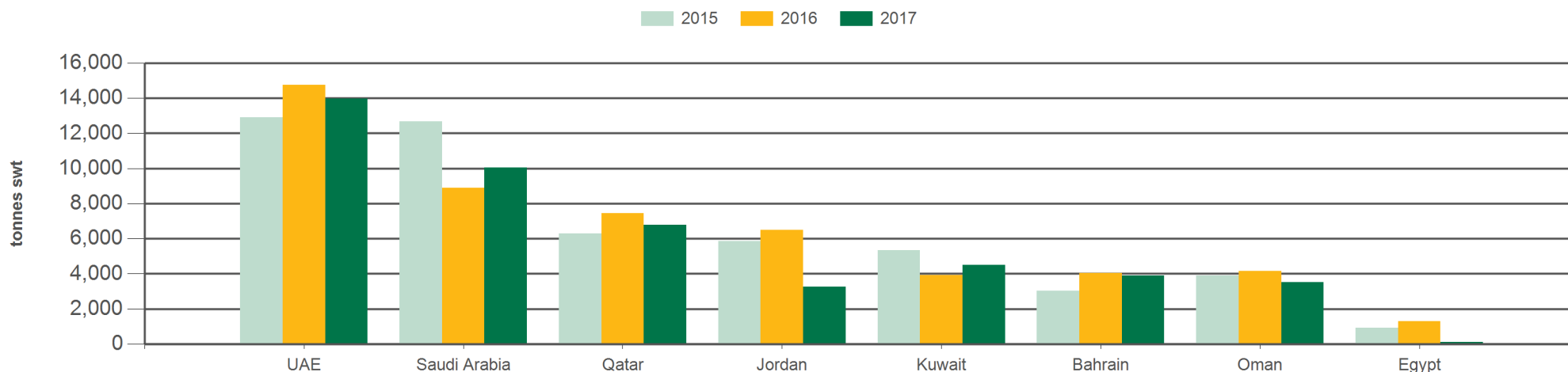
Source: DAWR, Prepared by MLA

#### Monthly mutton exports to MENA



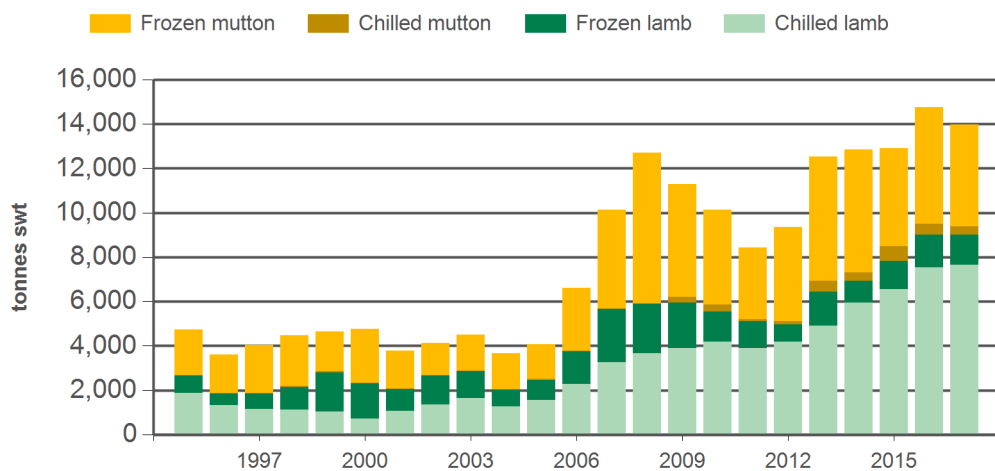
Source: DAWR, Prepared by MLA

### Year-to-May sheepmeat exports



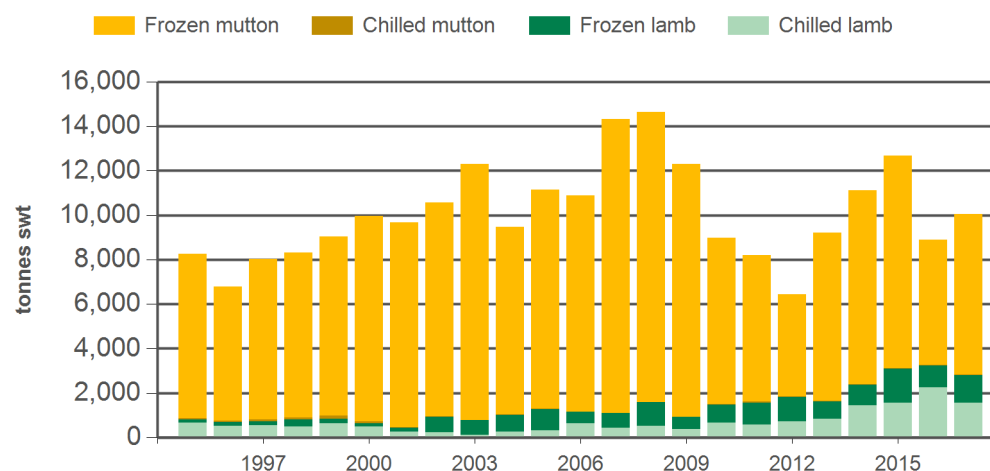
Source: DAWR, Prepared by MLA

### Year-to-May sheepmeat exports to the UAE



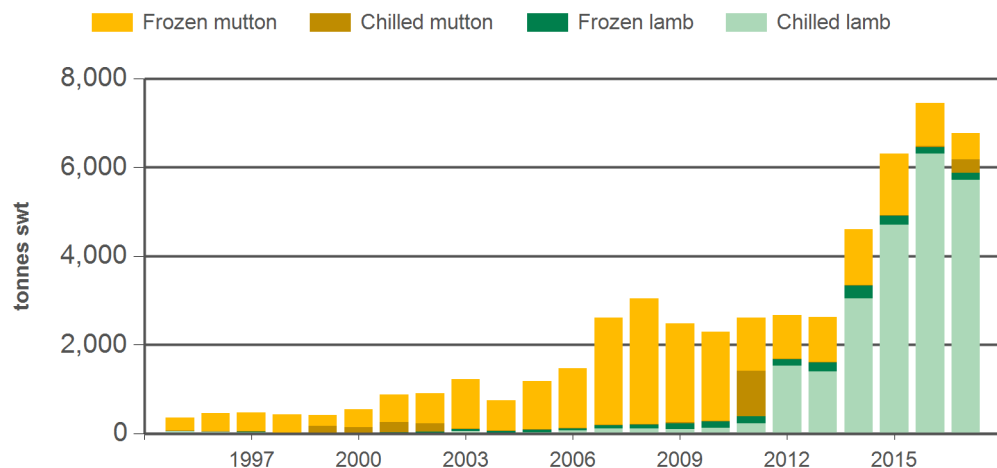
Source: DAWR, Prepared by MLA

### Year-to-May sheepmeat exports to Saudi Arabia



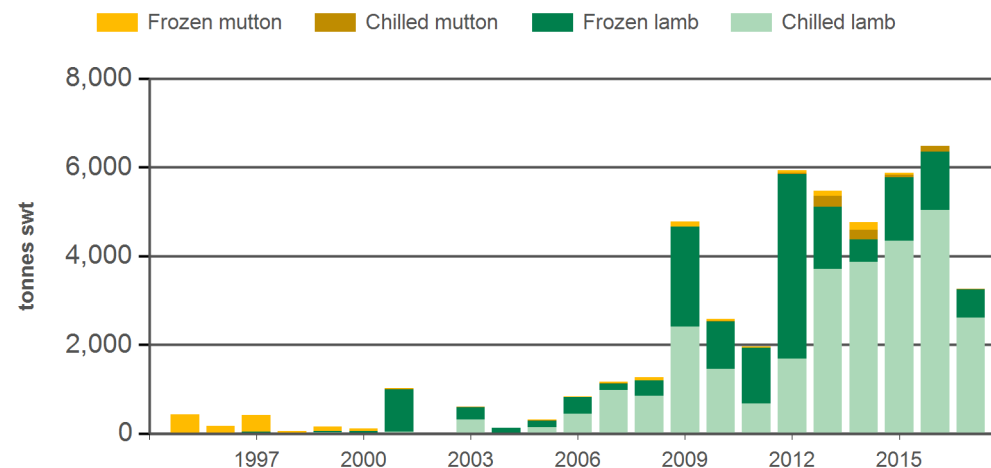
Source: DAWR, Prepared by MLA

#### Year-to-May sheepmeat exports to Qatar



Source: DAWR, Prepared by MLA

#### Year-to-May sheepmeat exports to Jordan



Source: DAWR, Prepared by MLA

#### Historical sheepmeat exports - Calendar year totals

Volume (tonnes swt)	2002	2003	2004	2005	2006	2007	2008	2009	2010	2011	2012	2013	2014	2015	2016	2017 YTD	Y-O-Y % chg.
Middle East	45,642	41,997	39,408	50,104	60,776	70,878	76,106	87,919	79,551	74,542	98,523	100,688	117,080	117,294	109,016	46,978	-9
Nth Africa	13,259	3,766	12,206	8,148	7,406	7,178	9,019	5,072	1,729	801	3,901	4,979	5,097	2,660	2,000	294	-76
UAE	10,402	9,825	9,801	12,069	19,635	22,760	26,159	25,601	23,346	21,373	24,331	26,128	30,067	28,980	30,533	13,963	-5
Saudi Arabia	26,046	23,366	22,523	26,298	27,112	25,063	23,513	23,813	14,986	15,571	16,620	16,544	23,664	23,515	18,117	10,039	13
Qatar	2,046	2,687	2,247	3,278	4,650	6,560	6,698	5,903	5,013	6,157	8,461	7,981	12,798	16,760	18,254	6,777	-9
Jordan	366	1,136	324	1,291	1,973	3,484	5,264	13,456	8,722	9,539	13,972	13,801	15,714	15,631	12,956	3,260	-50
Kuwait	3,052	2,558	2,828	4,470	4,456	7,128	7,190	9,880	5,356	5,924	8,732	9,126	8,955	9,561	8,291	4,491	14
Bahrain	384	211	105	64	82	111	144	1,160	5,937	7,385	9,643	13,363	11,987	8,040	8,444	3,892	-4
Other	16,604	5,979	13,787	10,783	10,273	12,950	16,158	13,178	17,920	9,394	20,666	18,724	18,992	17,467	14,422	4,850	

Source: DAWR. SWT = Shipped weight. YTD = Calendar year-to-May. Y-O-Y = Year-on-year. For further information email [marketinfo@mla.com.au](mailto:marketinfo@mla.com.au).