

12-months ending June

Volume (tonnes swt)	Chilled		Frozen		Total	
	12-months ending June	Y-O-Y % chg.	12-months ending June	Y-O-Y % chg.	12-months ending June	Y-O-Y % chg.
Total	16,909	-27	421	-54	17,330	-28
Grainfed	13,362	-21	386	-30	13,749	-21
Grassfed	3,547	-44	34	-91	3,581	-46

Calendar year-to-June

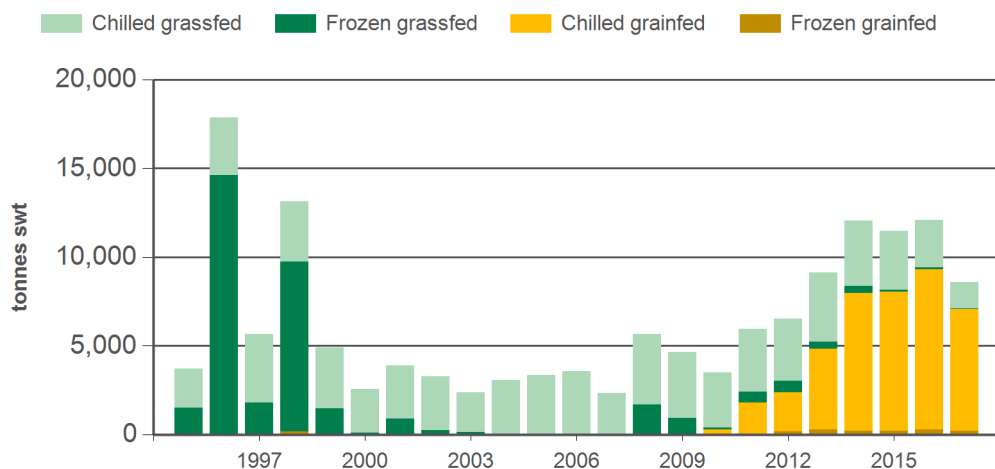
Chilled		Frozen		Total	
2017 YTD	Y-O-Y % chg.	2017 YTD	Y-O-Y % chg.	2017 YTD	Y-O-Y % chg.
8,354	-29	240	-38	8,594	-29
6,865	-24	228	-17	7,094	-24
1,489	-44	12	-89	1,501	-46

Month of June

Chilled			Frozen			Total		
2017 June	M-O-M % chg.	Y-O-Y % chg.	2017 June	M-O-M % chg.	Y-O-Y % chg.	2017 June	M-O-M % chg.	Y-O-Y % chg.
1,675	11	-36	68	42	1	1,744	12	-35
1,318	4	-33	56	17	-17	1,374	4	-32
357	49	-45	12	-	-	370	54	-43

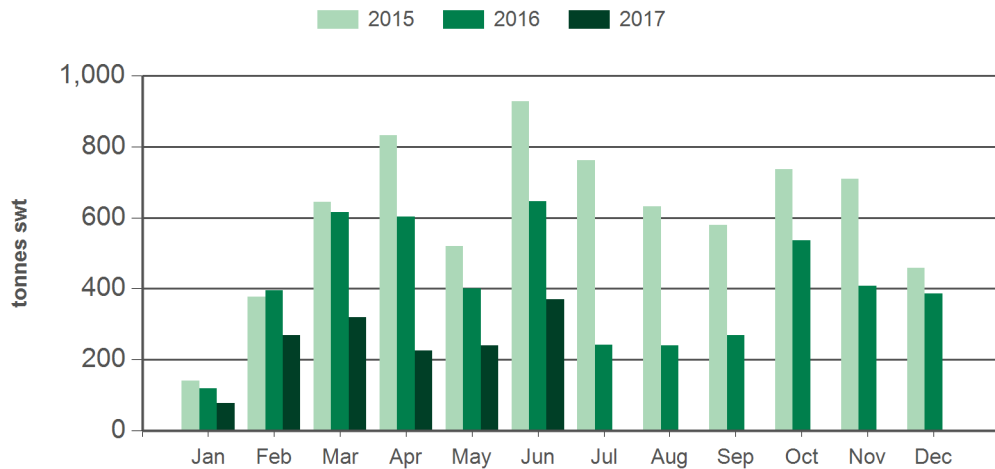
Source: DAWR. SWT = Shipped weight. YTD = Calendar year-to-June. Y-O-Y = Year-on-year. M-O-M = Month-on-month. Grainfed is the prefix for grainfed beef. Grassfed is the prefix for grassfed beef. For further information email marketinfo@mla.com.au.

Year-to-June beef exports to the EU



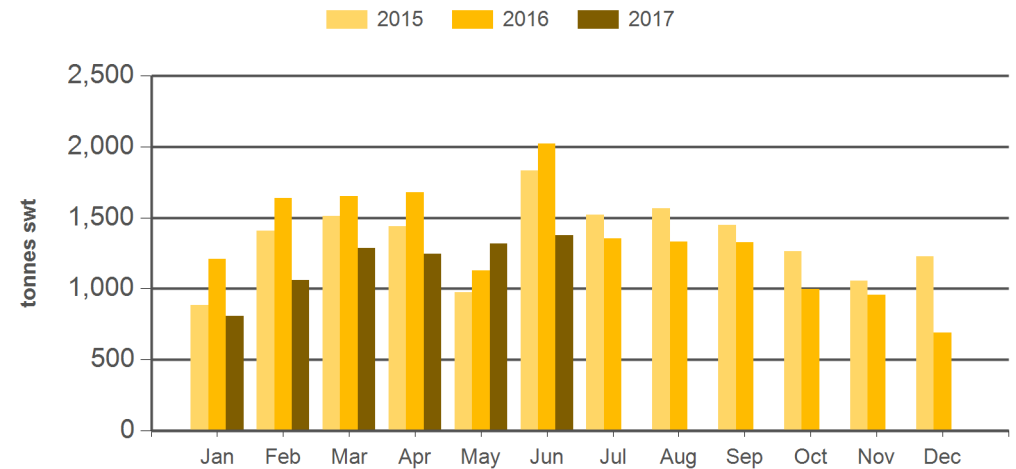
Source: DAWR, Prepared by MLA

Monthly grassfed beef exports to the EU



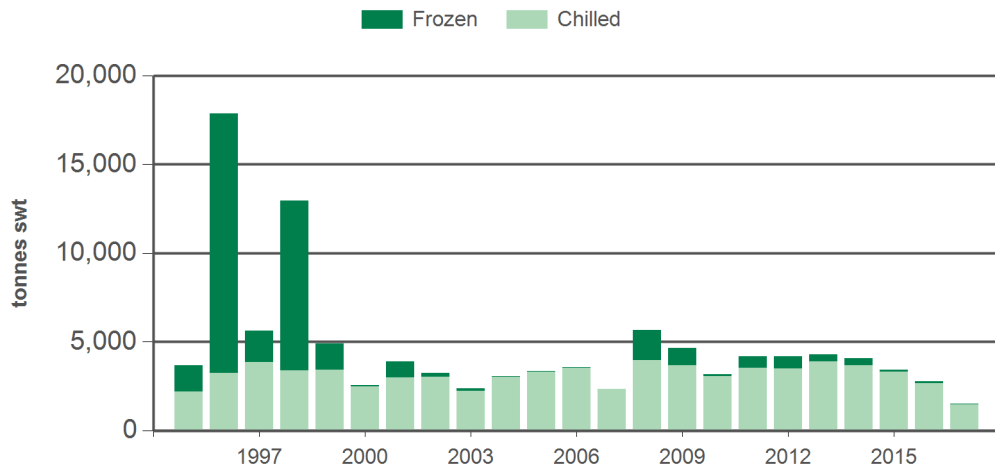
Source: DAWR, Prepared by MLA

Monthly grainfed beef exports to the EU



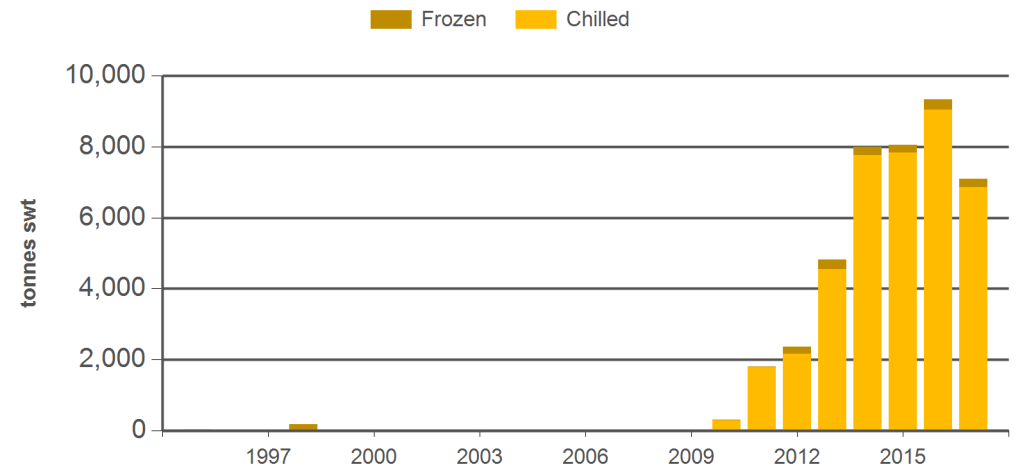
Source: DAWR, Prepared by MLA

Year-to-June grassfed beef exports to the EU



Source: DAWR, Prepared by MLA

Year-to-June grainfed beef exports to the EU



Source: DAWR, Prepared by MLA

Historical beef exports - Calendar year totals

Volume (tonnes swt)	2002	2003	2004	2005	2006	2007	2008	2009	2010	2011	2012	2013	2014	2015	2016	2017 YTD	Y-O-Y % chg.
Total	6,849	5,670	6,756	6,469	8,457	5,953	11,876	9,307	9,885	12,836	14,949	19,927	24,619	23,445	20,841	8,594	-29
Grainfed	24	0	11	28	0	8	37	13	2,546	4,224	6,263	11,502	16,483	16,128	15,980	7,094	-24
Grassfed	6,825	5,670	6,745	6,441	8,456	5,945	11,839	9,294	7,339	8,612	8,686	8,425	8,135	7,317	4,862	1,501	-46

Source: DAWR. YTD = Calendar year-to-June. Grainfed is the prefix for grainfed beef. Grassfed is the prefix for grassfed beef. For further information email marketinfo@mla.com.au.

NEED MORE INFORMATION?



Click here for further prices and market information:
<http://www.mla.com.au/prices-markets>



To download all historical data, click here to access MLA's statistics database:
<http://statistics.mla.com.au>



Email marketinfo@mla.com.au to subscribe to this or any other of MLA's market information reports