

12-months ending June

Volume (tonnes swt)	Chilled		Frozen		Total	
	12-months ending June	Y-O-Y % chg.	12-months ending June	Y-O-Y % chg.	12-months ending June	Y-O-Y % chg.
TOTAL						
Total	14,592	-5	118,145	-20	132,737	-19
China	6,126	-17	91,366	-24	97,492	-24
Hong Kong	3,317	1	1,262	-41	4,579	-16
Taiwan	5,120	9	25,514	-2	30,634	-1

GRAIN						
Total	5,074	53	24,860	6	29,934	12
China	2,383	110	24,109	6	26,492	11
Hong Kong	1,395	11	219	-	1,614	9
Taiwan	1,296	39	530	42	1,825	40

GRASS						
Total	9,518	-21	93,286	-25	102,803	-25
China	3,743	-40	67,257	-31	71,000	-31
Hong Kong	1,922	-6	1,044	-46	2,965	-25
Taiwan	3,825	2	24,985	-3	28,809	-2

Calendar year-to-June

Chilled		Frozen		Total	
2017 YTD	Y-O-Y % chg.	2017 YTD	Y-O-Y % chg.	2017 YTD	Y-O-Y % chg.
6,427	-4	60,670	5	67,097	4
2,630	-13	48,455	9	51,085	7
1,536	3	669	7	2,204	4
2,249	3	11,545	-7	13,795	-5

2,523	39	12,700	24	15,223	27
1,209	74	12,328	24	13,537	28
663	3	49	-51	712	-4
651	38	322	57	972	44

3,904	-21	47,970	1	51,874	-1
1,421	-39	36,127	4	37,548	1
873	2	619	18	1,492	8
1,599	-7	11,224	-8	12,822	-8

Month of June

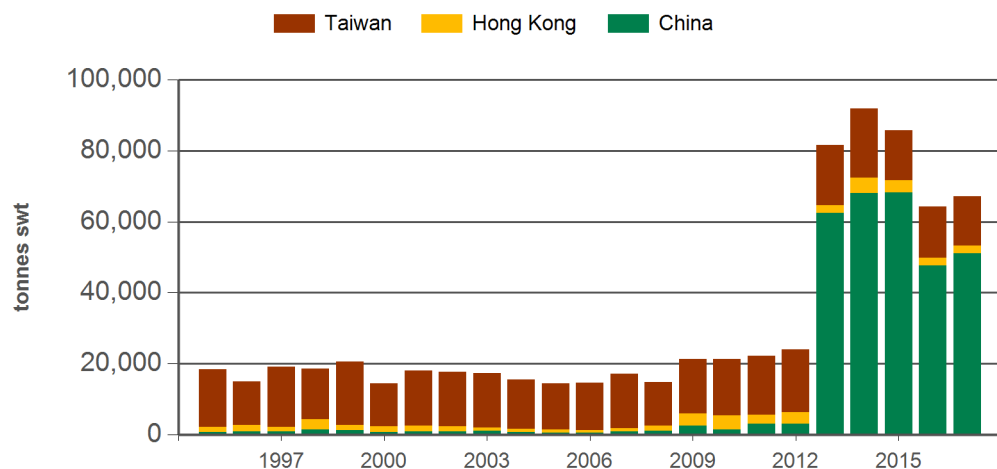
Chilled			Frozen			Total		
2017 June	M-O-M % chg.	Y-O-Y % chg.	2017 June	M-O-M % chg.	Y-O-Y % chg.	2017 June	M-O-M % chg.	Y-O-Y % chg.
1,338	11	14	10,712	-9	-2	12,050	-7	-
575	32	25	8,193	-12	7	8,768	-10	8
273	-13	2	53	-67	-57	326	-31	-17
488	8	9	2,464	4	-22	2,952	4	-18

587	22	63	2,032	-17	5	2,620	-11	14
285	39	87	1,953	-20	3	2,238	-15	9
128	-10	5	-	-	-	128	-10	-7
174	29	103	78	254	473	252	60	154

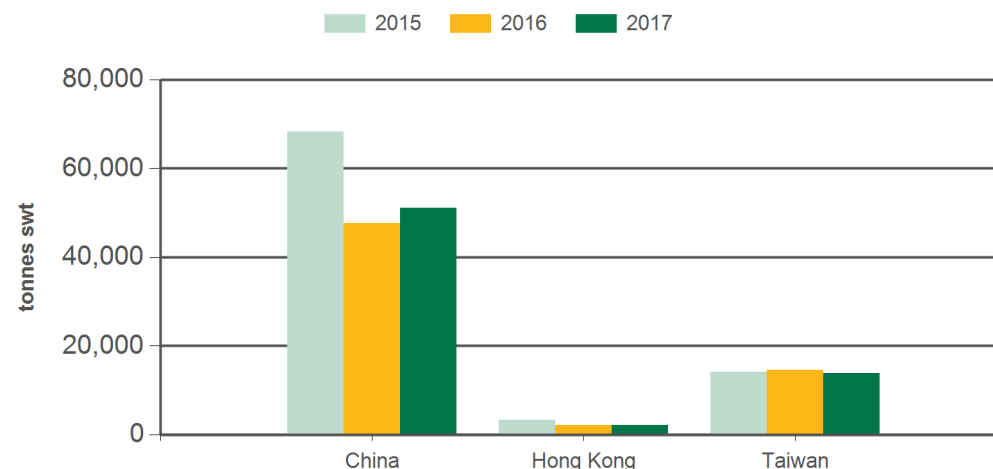
751	5	-8	8,679	-7	-3	9,430	-6	-4
290	25	-5	6,240	-9	9	6,530	-8	8
145	-15	-	53	-67	-52	198	-40	-22
313	-	-13	2,386	1	-24	2,700	1	-23

Source: DAWR. SWT = Shipped weight. YTD = Calendar year-to-June. Y-O-Y = Year-on-year. M-O-M = Month-on-month. Grain is the prefix for grainfed beef. Grass is the prefix for grassfed beef. For further information email marketinfo@mla.com.au.

Year-to-June beef exports to Greater China

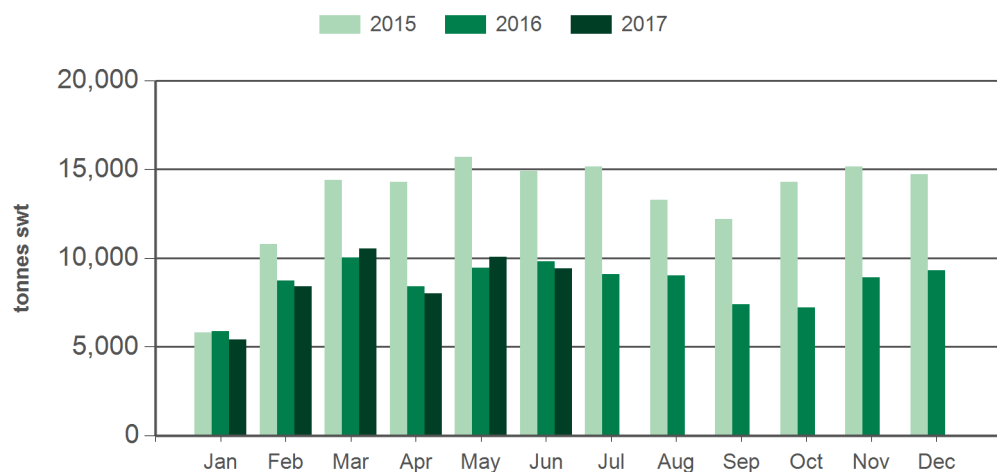


Source: DAWR, Prepared by MLA



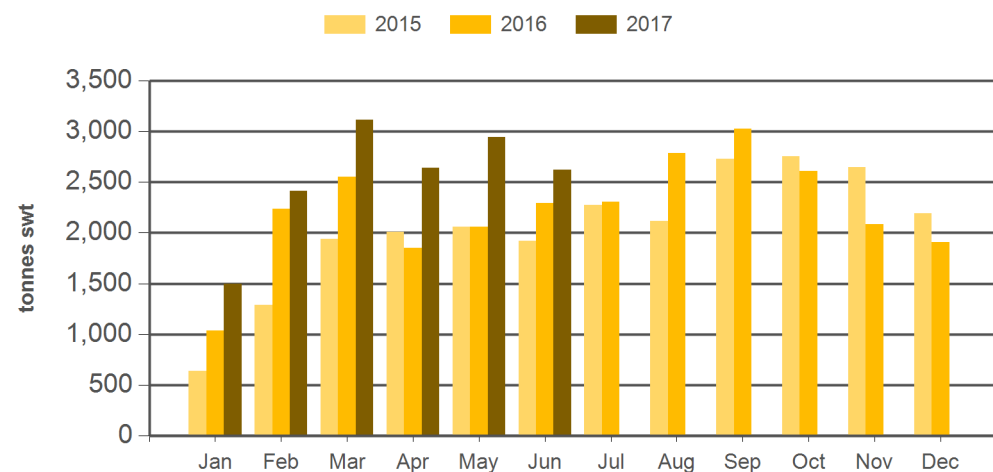
Source: DAWR, Prepared by MLA

Monthly grassfed beef exports to Greater China



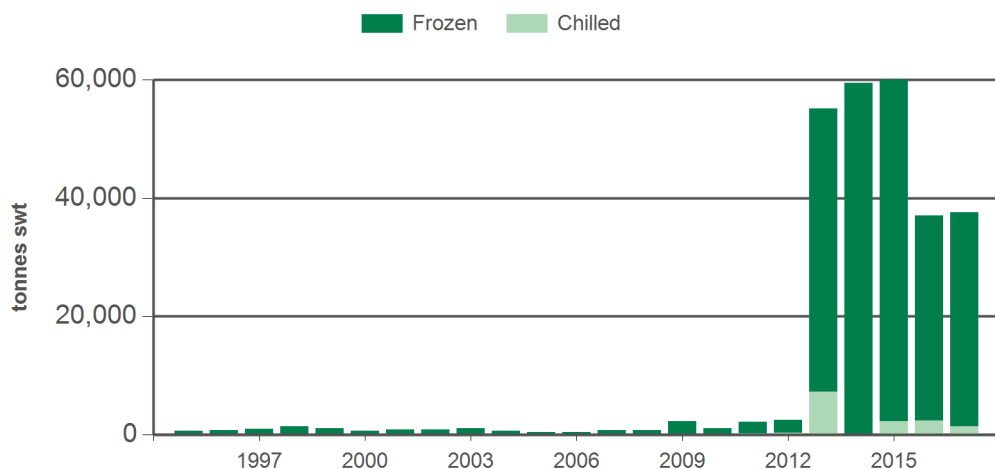
Source: DAWR, Prepared by MLA

Monthly grainfed beef exports to Greater China



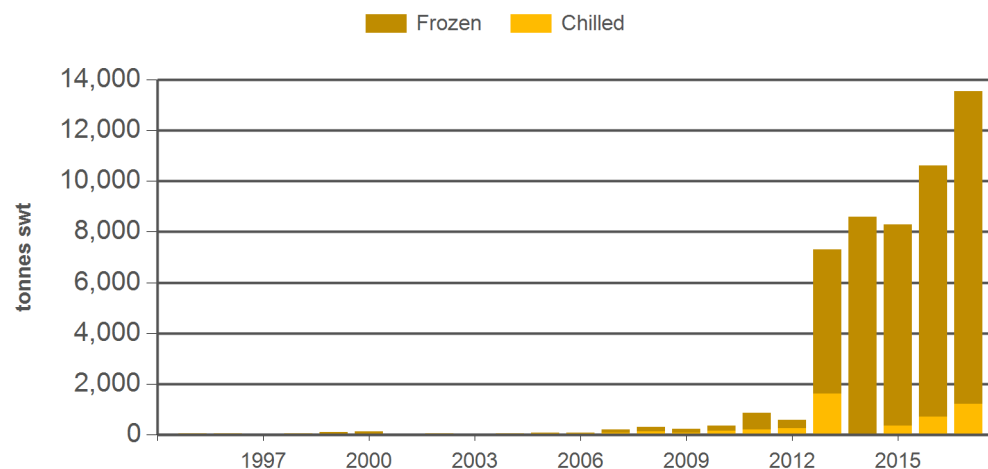
Source: DAWR, Prepared by MLA

Year-to-June grassfed beef exports to China



Source: DAWR, Prepared by MLA

Year-to-June grainfed beef exports to China



Source: DAWR, Prepared by MLA

Historical beef exports - Calendar year totals

Volume (tonnes swt)	2002	2003	2004	2005	2006	2007	2008	2009	2010	2011	2012	2013	2014	2015	2016	2017 YTD	Y-O-Y % chg.
Total	39,654	35,362	30,134	33,112	31,209	33,631	33,014	44,069	43,464	53,382	77,557	195,632	175,765	185,349	129,953	67,097	4
China	2,370	2,120	1,265	1,012	849	2,146	2,682	5,287	5,600	7,754	32,906	154,833	124,586	148,222	94,040	51,085	7
Hong Kong	2,909	2,121	2,415	1,787	1,757	2,361	3,231	7,491	7,040	8,869	6,340	5,070	14,739	6,655	4,494	2,204	4
Taiwan	34,370	31,119	26,454	30,305	28,601	29,120	27,099	31,290	30,821	36,748	38,280	35,703	36,419	30,448	31,385	13,795	-5

Source: DAWR. SWT = Shipped weight. YTD = Calendar year-to-June. Y-O-Y = Year-on-year. For further information email marketinfo@mla.com.au.