

12-months ending June

Volume (tonnes swt)	Chilled		Frozen		Total	
	12-months ending June	Y-O-Y % chg.	12-months ending June	Y-O-Y % chg.	12-months ending June	Y-O-Y % chg.
Total	4,974	-7	11,055	13	16,029	6
Lamb	4,974	-7	6,605	41	11,579	15
Mutton	-	-100	4,450	-12	4,450	-12

Calendar year-to-June

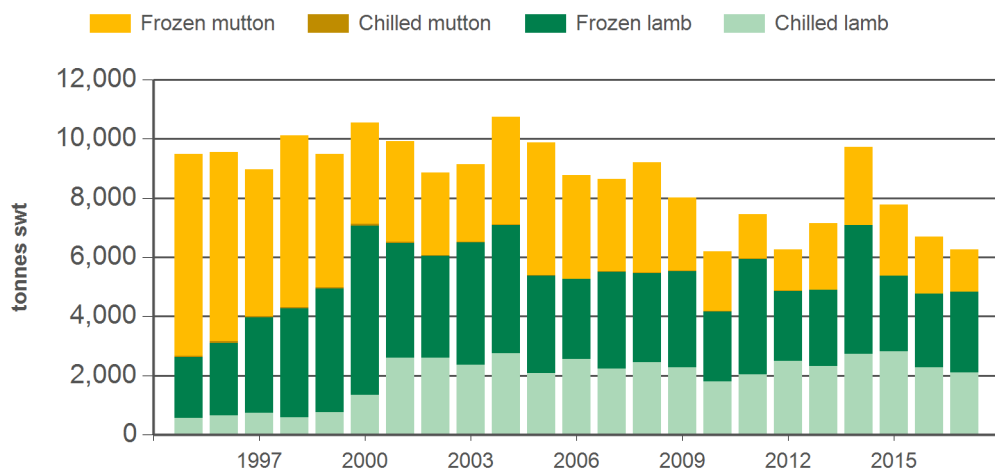
Chilled		Frozen		Total	
2017 YTD	Y-O-Y % chg.	2017 YTD	Y-O-Y % chg.	2017 YTD	Y-O-Y % chg.
2,097	-8	4,155	-6	6,252	-7
2,097	-8	2,739	9	4,836	1
-	-	1,416	-26	1,416	-26

Month of June

Chilled			Frozen			Total		
2017 June	M-O-M % chg.	Y-O-Y % chg.	2017 June	M-O-M % chg.	Y-O-Y % chg.	2017 June	M-O-M % chg.	Y-O-Y % chg.
135	-12	-28	906	25	65	1,041	18	41
135	-12	-28	432	9	19	567	3	3
-	-	-	474	43	152	474	43	152

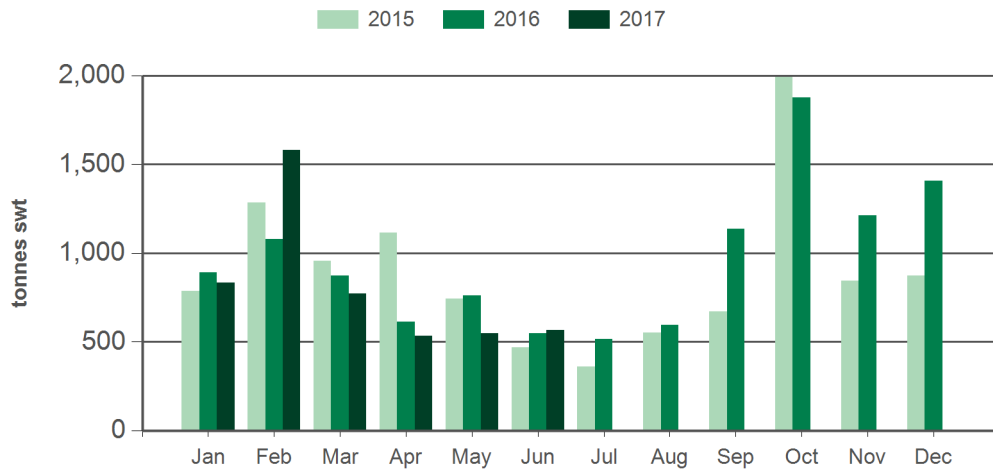
Source: DAWR. YTD = Calendar year-to-June. Y-O-Y = Year-on-year. M-O-M = Month-on-month. SWT = Shipped weight. For further information email marketinfo@mla.com.au.

Year-to-June sheepmeat exports to the EU



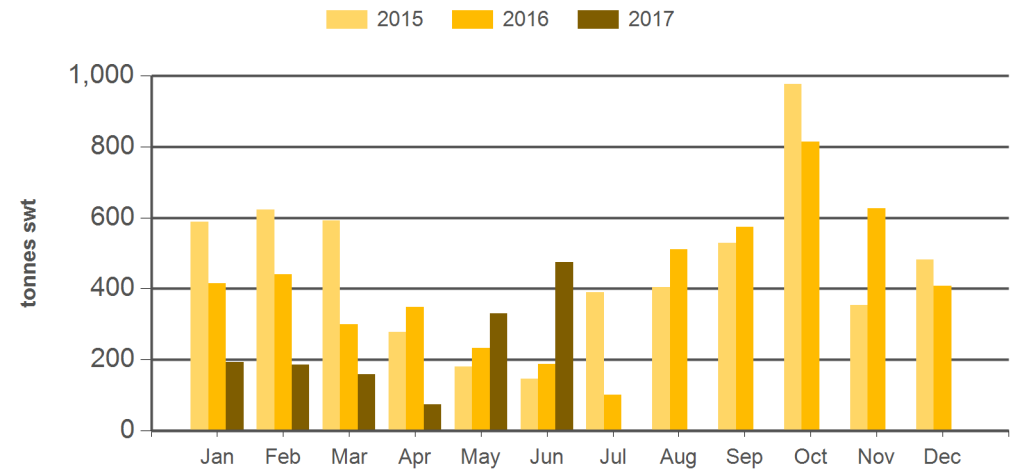
Source: DAWR, Prepared by MLA

Monthly lamb exports to the EU



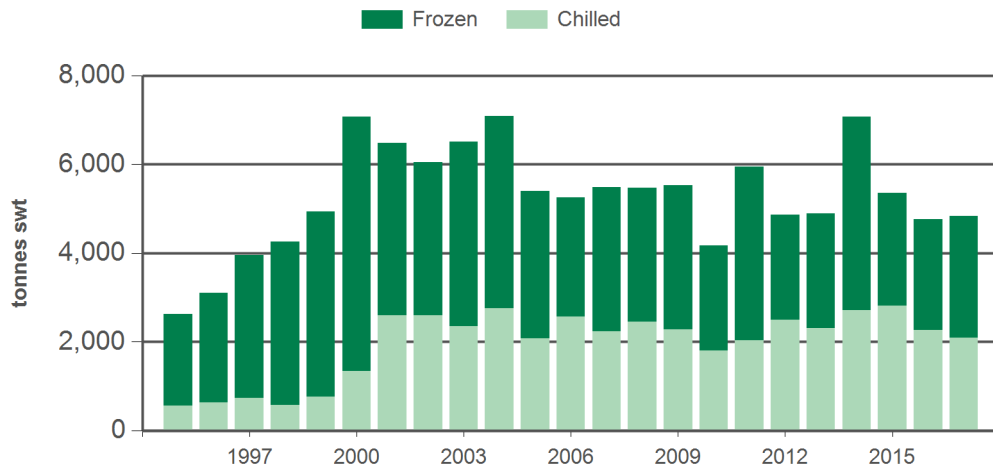
Source: DAWR, Prepared by MLA

Monthly mutton exports to the EU



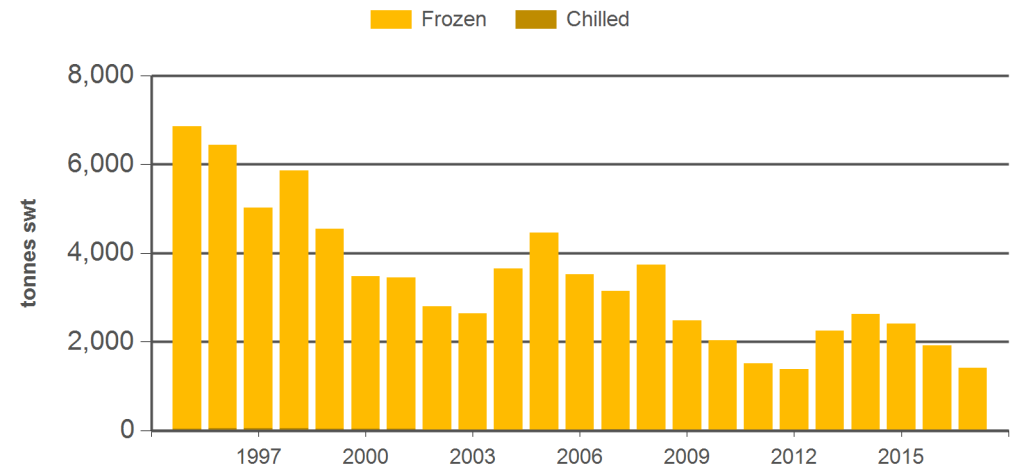
Source: DAWR, Prepared by MLA

Year-to-June lamb exports to the EU



Source: DAWR, Prepared by MLA

Year-to-June mutton exports to the EU



Source: DAWR, Prepared by MLA

Historical sheepmeat exports - Calendar year totals

Volume (tonnes swt)	2002	2003	2004	2005	2006	2007	2008	2009	2010	2011	2012	2013	2014	2015	2016	2017 YTD	Y-O-Y % chg.
Total	18,937	19,011	19,035	18,224	18,827	19,734	19,015	19,099	16,893	16,458	15,852	16,735	18,758	16,195	16,471	6,252	-7
Lamb	12,096	14,748	12,210	10,592	11,808	12,734	11,581	13,730	11,951	12,930	12,129	11,747	14,042	10,656	11,512	4,836	1
Mutton	6,841	4,262	6,825	7,632	7,020	7,000	7,434	5,370	4,941	3,528	3,723	4,988	4,716	5,539	4,959	1,416	-26

Source: DAWR. YTD = Calendar year-to-June. SWT = Shipped weight. For further information email marketinfo@mla.com.au.

NEED MORE INFORMATION?



Click here for further prices and market information:
<http://www.mla.com.au/prices-markets>



To download all historical data, click here to access MLA's statistics database:
<http://statistics.mla.com.au>



Email marketinfo@mla.com.au to subscribe to this or any other of MLA's market information reports