

12-months ending June

| Volume (tonnes swt) | Chilled | | Frozen | | Total | |
|------------------------|-----------------------|--------------|-----------------------|--------------|-----------------------|--------------|
| | 12-months ending June | Y-O-Y % chg. | 12-months ending June | Y-O-Y % chg. | 12-months ending June | Y-O-Y % chg. |
| Middle East | 55,673 | -7 | 47,857 | -15 | 103,530 | -11 |
| Nth Africa | 0 | | 987 | -52 | 987 | -52 |
| UAE | 18,731 | 2 | 10,681 | -15 | 29,413 | -5 |
| Saudi Arabia | 3,580 | -19 | 15,327 | 2 | 18,907 | -3 |
| TOTAL Qatar | 15,410 | 1 | 2,044 | -27 | 17,454 | -3 |
| Jordan | 7,681 | -34 | 1,948 | -54 | 9,629 | -39 |
| Kuwait | 4,095 | 45 | 4,931 | -6 | 9,027 | 12 |
| Bahrain | 4,978 | -29 | 3,194 | 58 | 8,172 | -10 |
| Oman | 471 | 61 | 7,341 | -12 | 7,812 | -9 |
| Egypt | 24 | 380 | 582 | -81 | 606 | -80 |
| Other | 702 | | 2,795 | | 3,498 | |

Calendar year-to-June

| Chilled | | Frozen | | Total | |
|----------|--------------|----------|--------------|----------|--------------|
| 2017 YTD | Y-O-Y % chg. | 2017 YTD | Y-O-Y % chg. | 2017 YTD | Y-O-Y % chg. |
| 28,482 | -11 | 27,009 | -7 | 55,491 | -9 |
| 0 | - | 294 | -78 | 294 | -78 |
| 9,671 | -1 | 6,482 | -13 | 16,153 | -6 |
| 1,800 | -32 | 9,418 | 21 | 11,218 | 8 |
| 7,979 | -4 | 792 | -39 | 8,772 | -8 |
| 3,380 | -45 | 785 | -43 | 4,165 | -44 |
| 2,404 | 50 | 2,717 | -2 | 5,121 | 17 |
| 2,298 | -33 | 2,358 | 57 | 4,656 | -6 |
| 261 | 35 | 3,670 | -16 | 3,931 | -14 |
| 0 | - | 314 | -79 | 314 | -79 |
| 690 | | 765 | | 1,455 | |

Month of June

| Chilled | | | Frozen | | | Total | | |
|-----------|--------------|--------------|-----------|--------------|--------------|-----------|--------------|--------------|
| 2017 June | M-O-M % chg. | Y-O-Y % chg. | 2017 June | M-O-M % chg. | Y-O-Y % chg. | 2017 June | M-O-M % chg. | Y-O-Y % chg. |
| 5,588 | 4 | -7 | 2,925 | -24 | -7 | 8,513 | -7 | -7 |
| 0 | - | - | 0 | - | - | 0 | - | - |
| 1,631 | -4 | -8 | 559 | -23 | -24 | 2,190 | -10 | -13 |
| 226 | -29 | -39 | 953 | -36 | -18 | 1,179 | -35 | -23 |
| 1,957 | 32 | 1 | 37 | -47 | -79 | 1,994 | 28 | -6 |
| 757 | 31 | -20 | 148 | 36 | 131 | 905 | 32 | -10 |
| 388 | -16 | 45 | 242 | -35 | 28 | 630 | -25 | 38 |
| 420 | -10 | -41 | 344 | -33 | 96 | 764 | -22 | -14 |
| 3 | -93 | -84 | 405 | -12 | 5 | 407 | -18 | 1 |
| 0 | - | - | 187 | 452 | 6 | 187 | 452 | 4 |
| 206 | | | 51 | | | 257 | | |

| | | | | | | |
|---------------|--------|-----|-------|-----|--------|-----|
| Middle East | 49,460 | -10 | 9,283 | -27 | 58,743 | -13 |
| Nth Africa | 0 | | 217 | -76 | 217 | -76 |
| UAE | 17,876 | 3 | 2,745 | -15 | 20,621 | 0 |
| Saudi Arabia | 3,556 | -19 | 2,454 | 3 | 6,010 | -11 |
| LAMB Qatar | 14,923 | -2 | 351 | -2 | 15,274 | -2 |
| Jordan | 7,642 | -33 | 1,408 | -61 | 9,049 | -40 |
| Kuwait | 4,060 | 45 | 618 | 16 | 4,678 | 40 |
| Bahrain | 261 | -92 | 390 | -46 | 651 | -84 |
| Oman | 467 | 60 | 122 | -20 | 590 | 33 |
| Egypt | 24 | 380 | 184 | -23 | 209 | -14 |
| Other | 652 | | 1,227 | | 1,879 | |

| | | | | | |
|--------|-----|-------|-----|--------|-----|
| 25,380 | -9 | 5,123 | -13 | 30,503 | -10 |
| 0 | - | 92 | -85 | 92 | -85 |
| 9,232 | 0 | 1,454 | -18 | 10,686 | -3 |
| 1,785 | -32 | 1,522 | 13 | 3,306 | -17 |
| 7,582 | -8 | 194 | 23 | 7,776 | -7 |
| 3,366 | -44 | 785 | -43 | 4,151 | -44 |
| 2,379 | 49 | 297 | -2 | 2,676 | 41 |
| 130 | 25 | 280 | -9 | 411 | 0 |
| 260 | 36 | 40 | -42 | 300 | 15 |
| 0 | - | 100 | -7 | 100 | -10 |
| 646 | | 544 | | 1,190 | |

| | | | | | | | | |
|-------|-----|-----|-----|-----|-------|-------|-----|-----|
| 5,011 | 5 | -4 | 720 | -14 | -22 | 5,731 | 2 | -7 |
| 0 | - | - | 0 | - | - | 0 | - | - |
| 1,586 | -4 | -5 | 98 | -30 | -64 | 1,684 | -6 | -14 |
| 226 | -29 | -39 | 271 | -37 | -27 | 497 | -34 | -33 |
| 1,871 | 35 | -4 | 32 | 36 | 873 | 1,903 | 35 | -2 |
| 753 | 31 | -20 | 148 | 36 | 131 | 900 | 31 | -10 |
| 380 | -18 | 42 | 46 | -18 | 6 | 426 | -18 | 37 |
| 2 | -97 | -93 | 43 | 169 | -30 | 45 | -34 | -47 |
| 2 | -93 | -86 | 0 | - | - | 2 | -93 | -93 |
| 0 | - | - | 31 | 49 | 6,051 | 31 | 49 | 737 |
| 191 | | | 51 | | | 242 | | |

12-months ending June

| Volume (tonnes swt) | Chilled | | Frozen | | Total | |
|------------------------|-----------------------|--------------|-----------------------|--------------|-----------------------|--------------|
| | 12-months ending June | Y-O-Y % chg. | 12-months ending June | Y-O-Y % chg. | 12-months ending June | Y-O-Y % chg. |
| Middle East | 6,213 | 24 | 38,575 | -11 | 44,788 | -8 |
| Nth Africa | 0 | | 770 | -33 | 770 | -33 |
| UAE | 855 | -10 | 7,936 | -14 | 8,792 | -14 |
| Saudi Arabia | 24 | 2 | 12,873 | 1 | 12,897 | 1 |
| Qatar | 488 | 1,024 | 1,693 | -31 | 2,180 | -13 |
| Jordan | 40 | -84 | 540 | -17 | 580 | -36 |
| Kuwait | 35 | 85 | 4,313 | -9 | 4,348 | -8 |
| Bahrain | 4,717 | 27 | 2,804 | 116 | 7,521 | 50 |
| Oman | 4 | 189 | 7,218 | -12 | 7,222 | -12 |
| Egypt | 0 | | 398 | -86 | 398 | -86 |
| Other | 50 | | 1,568 | | 1,619 | |

Calendar year-to-June

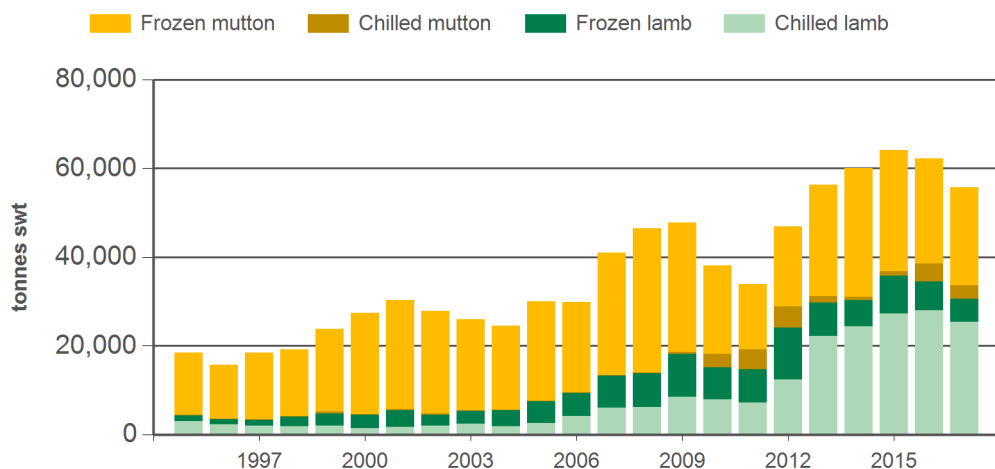
| Chilled | | Frozen | | Total | |
|----------|--------------|----------|--------------|----------|--------------|
| 2017 YTD | Y-O-Y % chg. | 2017 YTD | Y-O-Y % chg. | 2017 YTD | Y-O-Y % chg. |
| 3,103 | -24 | 21,886 | -5 | 24,988 | -8 |
| 0 | - | 202 | -72 | 202 | -72 |
| 439 | -25 | 5,029 | -12 | 5,467 | -13 |
| 15 | 2 | 7,896 | 23 | 7,912 | 23 |
| 397 | 1,722 | 598 | -48 | 996 | -15 |
| 14 | -90 | 0 | - | 14 | -90 |
| 25 | 132 | 2,420 | -2 | 2,446 | -2 |
| 2,168 | -35 | 2,077 | 73 | 4,245 | -6 |
| 1 | -35 | 3,630 | -16 | 3,630 | -16 |
| 0 | - | 215 | -84 | 215 | -84 |
| 44 | | 222 | | 265 | |

Month of June

| Chilled | | | Frozen | | | Total | | |
|-----------|--------------|--------------|-----------|--------------|--------------|-----------|--------------|--------------|
| 2017 June | M-O-M % chg. | Y-O-Y % chg. | 2017 June | M-O-M % chg. | Y-O-Y % chg. | 2017 June | M-O-M % chg. | Y-O-Y % chg. |
| 577 | -3 | -27 | 2,205 | -26 | -1 | 2,782 | -22 | -8 |
| 0 | - | - | 0 | - | - | 0 | - | - |
| 45 | -14 | -51 | 461 | -21 | 0 | 505 | -21 | -9 |
| 0 | - | - | 682 | -35 | -13 | 682 | -35 | -13 |
| 87 | -9 | 3,607 | 5 | -89 | -97 | 92 | -35 | -49 |
| 4 | - | -16 | 0 | - | - | 4 | - | -16 |
| 8 | 1,084 | - | 196 | -38 | 34 | 204 | -36 | 39 |
| 419 | 1 | -39 | 300 | -40 | 164 | 719 | -22 | -10 |
| 0 | -14 | 0 | 405 | -12 | 10 | 405 | -12 | 10 |
| 0 | - | - | 156 | 1,096 | -11 | 156 | 1,096 | -11 |
| 14 | | | 0 | | | 14 | | |

Source: DAWR. SWT = Shipped weight. YTD = Calendar year-to-June. Y-O-Y = Year-on-year. M-O-M = Month-on-month. MENA = Middle East & North African countries. For further information email marketinfo@mla.com.au.

Year-to-June sheepmeat exports to MENA



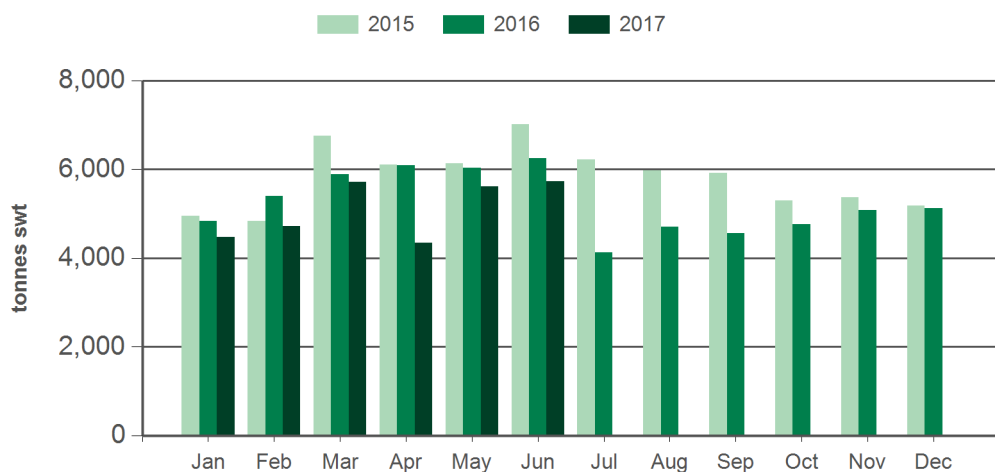
Source: DAWR, Prepared by MLA

AUD/USD



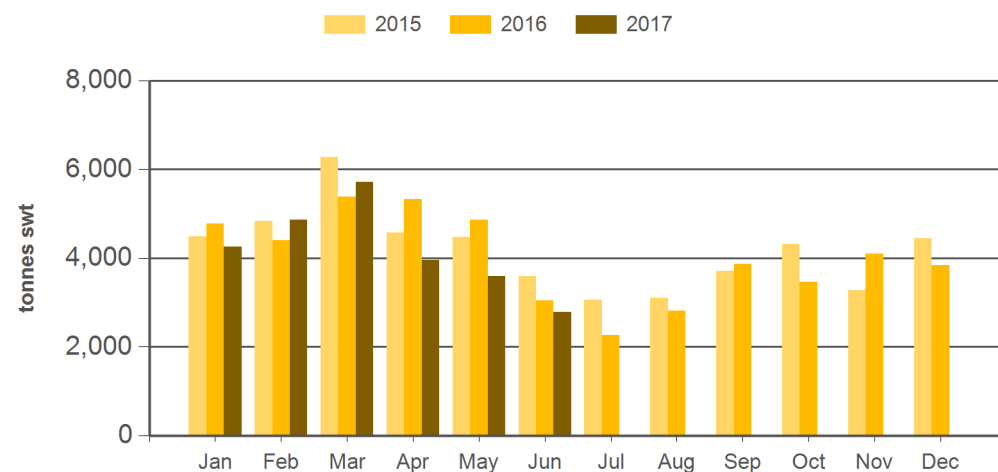
Source: xe.com, Prepared by MLA

Monthly lamb exports to MENA



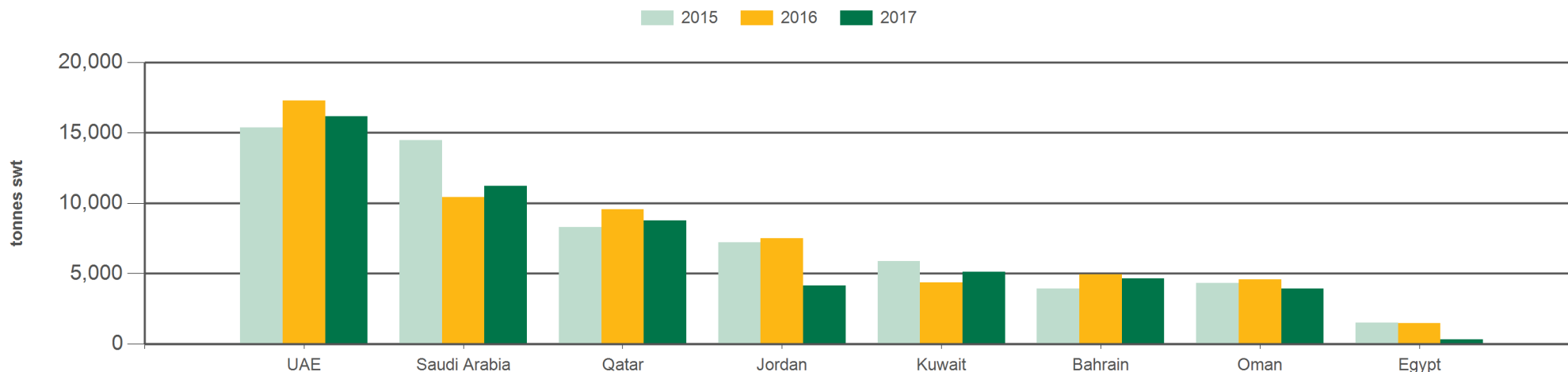
Source: DAWR, Prepared by MLA

Monthly mutton exports to MENA



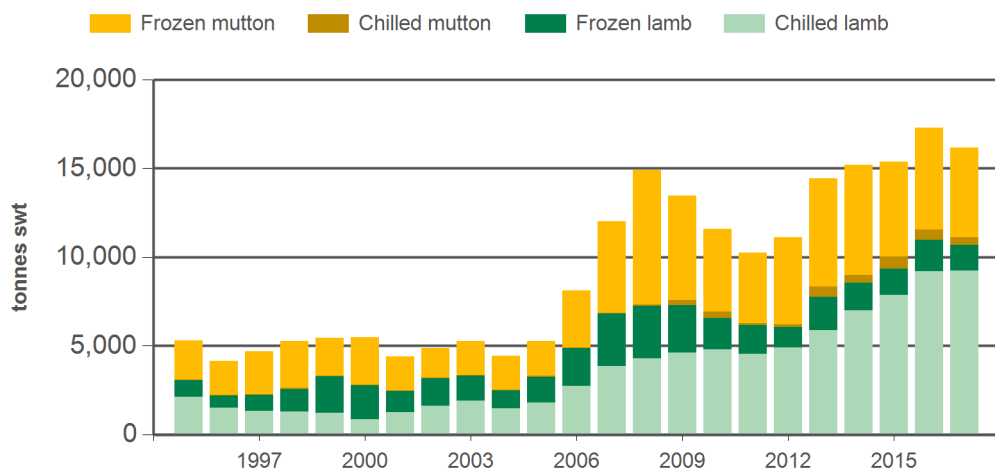
Source: DAWR, Prepared by MLA

Year-to-June sheepmeat exports



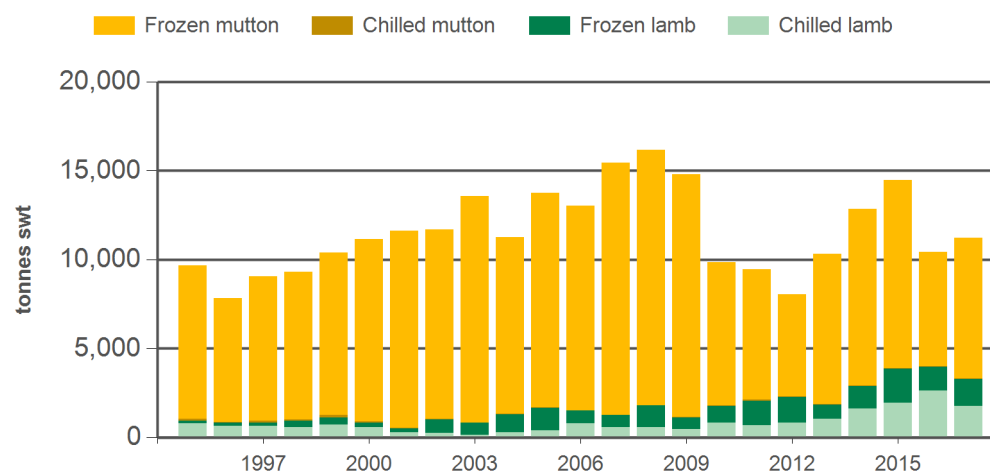
Source: DAWR, Prepared by MLA

Year-to-June sheepmeat exports to the UAE



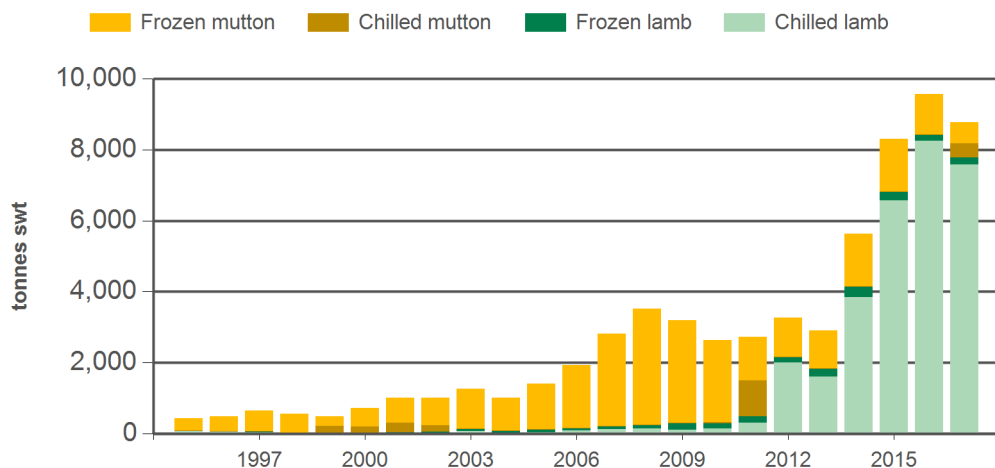
Source: DAWR, Prepared by MLA

Year-to-June sheepmeat exports to Saudi Arabia



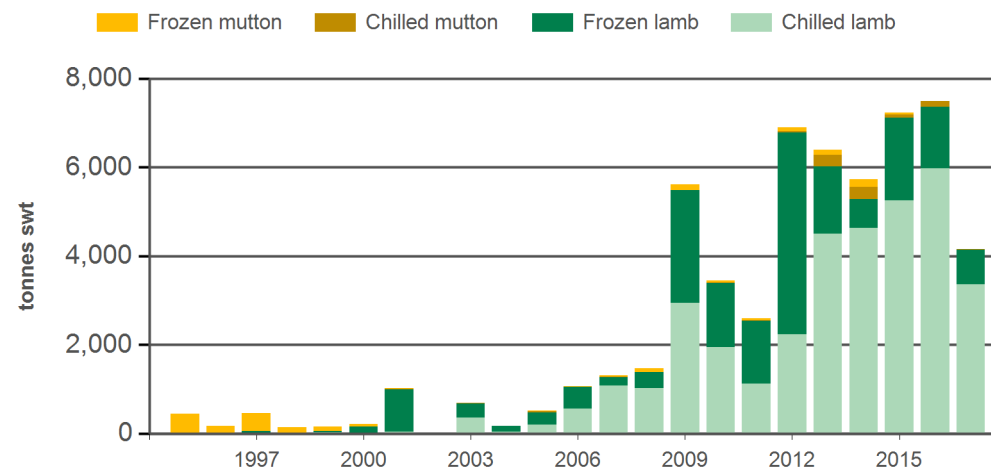
Source: DAWR, Prepared by MLA

Year-to-June sheepmeat exports to Qatar



Source: DAWR, Prepared by MLA

Year-to-June sheepmeat exports to Jordan



Source: DAWR, Prepared by MLA

Historical sheepmeat exports - Calendar year totals

| Volume (tonnes swt) | 2002 | 2003 | 2004 | 2005 | 2006 | 2007 | 2008 | 2009 | 2010 | 2011 | 2012 | 2013 | 2014 | 2015 | 2016 | 2017 YTD | Y-O-Y % chg. |
|---------------------|--------|--------|--------|--------|--------|--------|--------|--------|--------|--------|--------|---------|---------|---------|---------|----------|--------------|
| Middle East | 45,642 | 41,997 | 39,408 | 50,104 | 60,776 | 70,878 | 76,106 | 87,919 | 79,551 | 74,542 | 98,523 | 100,688 | 117,080 | 117,294 | 109,016 | 55,491 | -9 |
| Nth Africa | 13,259 | 3,766 | 12,206 | 8,148 | 7,406 | 7,178 | 9,019 | 5,072 | 1,729 | 801 | 3,901 | 4,979 | 5,097 | 2,660 | 2,000 | 294 | -78 |
| UAE | 10,402 | 9,825 | 9,801 | 12,069 | 19,635 | 22,760 | 26,159 | 25,601 | 23,346 | 21,373 | 24,331 | 26,128 | 30,067 | 28,980 | 30,533 | 16,153 | -6 |
| Saudi Arabia | 26,046 | 23,366 | 22,523 | 26,298 | 27,112 | 25,063 | 23,513 | 23,813 | 14,986 | 15,571 | 16,620 | 16,544 | 23,664 | 23,515 | 18,117 | 11,218 | 8 |
| Qatar | 2,046 | 2,687 | 2,247 | 3,278 | 4,650 | 6,560 | 6,698 | 5,903 | 5,013 | 6,157 | 8,461 | 7,981 | 12,798 | 16,760 | 18,254 | 8,772 | -8 |
| Jordan | 366 | 1,136 | 324 | 1,291 | 1,973 | 3,484 | 5,264 | 13,456 | 8,722 | 9,539 | 13,972 | 13,801 | 15,714 | 15,631 | 12,956 | 4,165 | -44 |
| Kuwait | 3,052 | 2,558 | 2,828 | 4,470 | 4,456 | 7,128 | 7,190 | 9,880 | 5,356 | 5,924 | 8,732 | 9,126 | 8,955 | 9,561 | 8,291 | 5,121 | 17 |
| Bahrain | 384 | 211 | 105 | 64 | 82 | 111 | 144 | 1,160 | 5,937 | 7,385 | 9,643 | 13,363 | 11,987 | 8,040 | 8,444 | 4,656 | -6 |
| Other | 16,604 | 5,979 | 13,787 | 10,783 | 10,273 | 12,950 | 16,158 | 13,178 | 17,920 | 9,394 | 20,666 | 18,724 | 18,992 | 17,467 | 14,422 | 5,700 | |

Source: DAWR. SWT = Shipped weight. YTD = Calendar year-to-June. Y-O-Y = Year-on-year. For further information email marketinfo@mla.com.au.