

12-months ending July

Volume (tonnes swt)	Chilled		Frozen		Total	
	12-months ending July	Y-O-Y % chg.	12-months ending July	Y-O-Y % chg.	12-months ending July	Y-O-Y % chg.
Total	16,858	-25	434	-48	17,292	-26
Grainfed	13,167	-21	400	-27	13,567	-21
Grassfed	3,691	-37	34	-88	3,725	-39

Calendar year-to-July

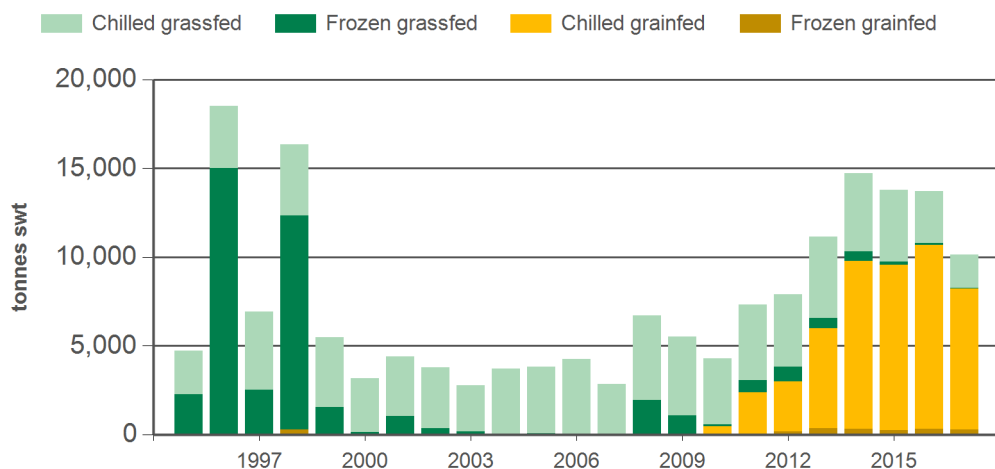
Chilled		Frozen		Total	
2017 YTD	Y-O-Y % chg.	2017 YTD	Y-O-Y % chg.	2017 YTD	Y-O-Y % chg.
9,858	-26	293	-31	10,150	-26
7,983	-23	281	-11	8,264	-23
1,874	-36	12	-89	1,886	-38

Month of July

Chilled			Frozen			Total		
2017 July	M-O-M % chg.	Y-O-Y % chg.	2017 July	M-O-M % chg.	Y-O-Y % chg.	2017 July	M-O-M % chg.	Y-O-Y % chg.
1,504	-10	-3	53	-23	35	1,556	-11	-2
1,118	-15	-15	53	-7	35	1,171	-15	-13
386	8	60	-	-	-	386	4	60

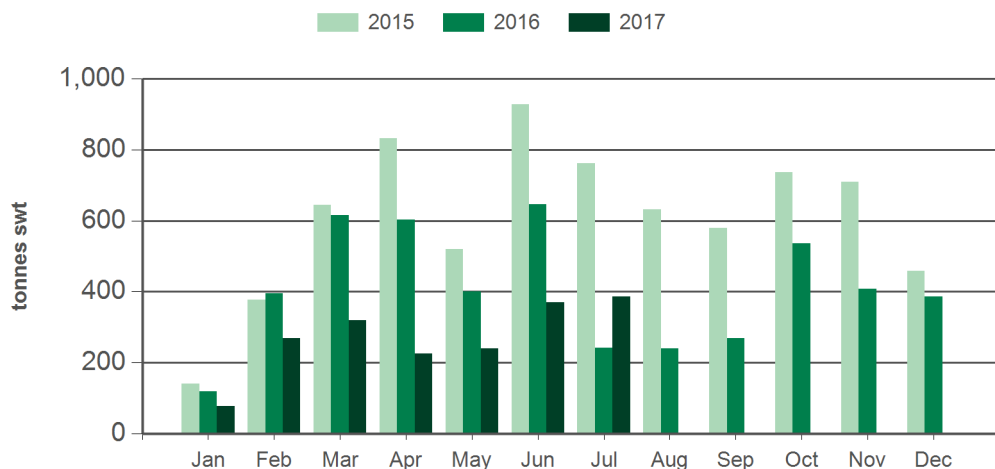
Source: DAWR. SWT = Shipped weight. YTD = Calendar year-to-July. Y-O-Y = Year-on-year. M-O-M = Month-on-month. Grainfed is the prefix for grainfed beef. Grassfed is the prefix for grassfed beef. For further information email marketinfo@mla.com.au.

Year-to-July beef exports to the EU



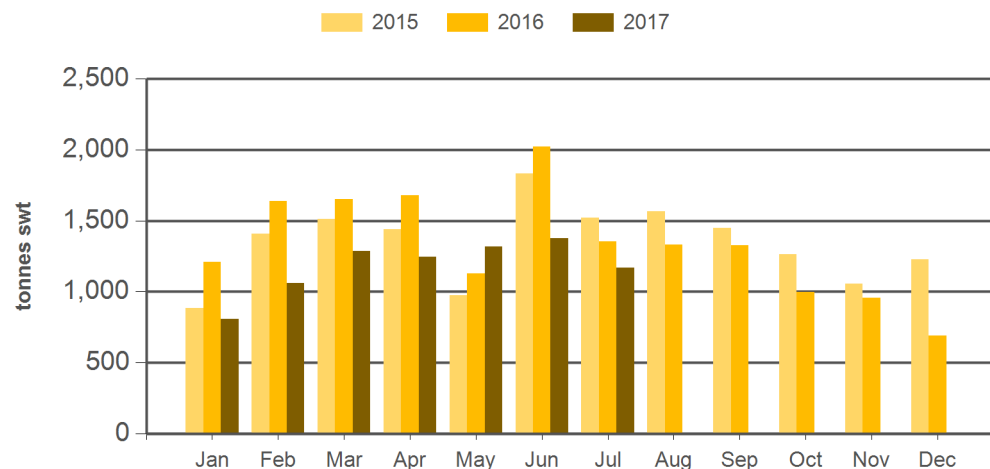
Source: DAWR, Prepared by MLA

Monthly grassfed beef exports to the EU



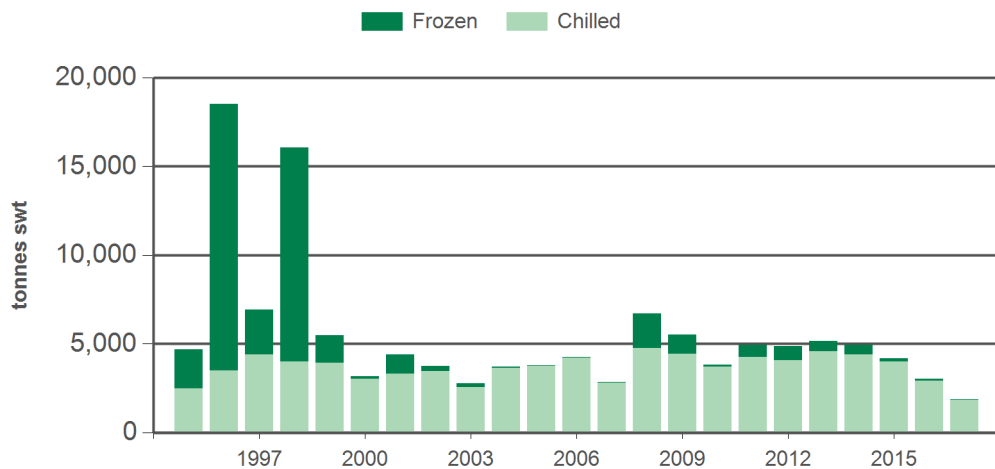
Source: DAWR, Prepared by MLA

Monthly grainfed beef exports to the EU



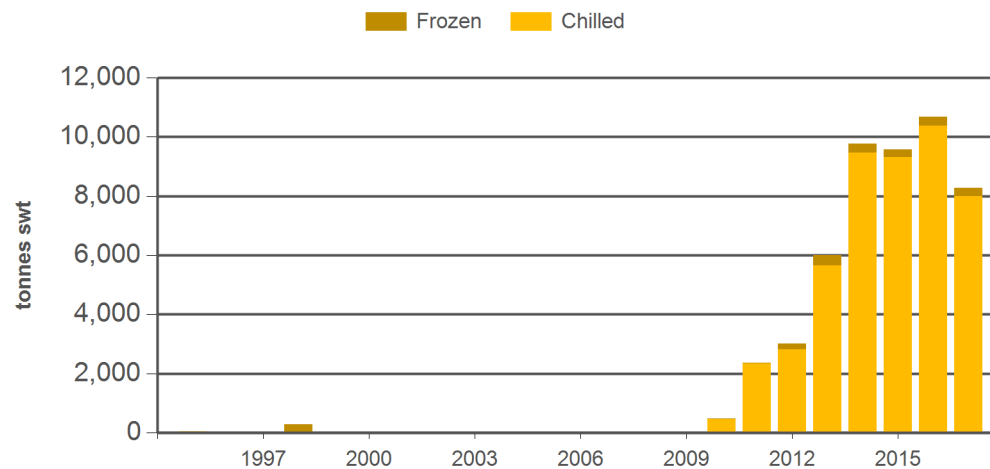
Source: DAWR, Prepared by MLA

Year-to-July grassfed beef exports to the EU



Source: DAWR, Prepared by MLA

Year-to-July grainfed beef exports to the EU



Source: DAWR, Prepared by MLA

Historical beef exports - Calendar year totals

Volume (tonnes swt)	2002	2003	2004	2005	2006	2007	2008	2009	2010	2011	2012	2013	2014	2015	2016	2017 YTD	Y-O-Y % chg.
Total	6,849	5,670	6,756	6,469	8,457	5,953	11,876	9,307	9,885	12,836	14,949	19,927	24,619	23,445	20,841	10,150	-26
Grainfed	24	0	11	28	0	8	37	13	2,546	4,224	6,263	11,502	16,483	16,128	15,980	8,264	-23
Grassfed	6,825	5,670	6,745	6,441	8,456	5,945	11,839	9,294	7,339	8,612	8,686	8,425	8,135	7,317	4,862	1,886	-38

Source: DAWR. YTD = Calendar year-to-July. Grainfed is the prefix for grainfed beef. Grassfed is the prefix for grassfed beef. For further information email marketinfo@mla.com.au.

NEED MORE INFORMATION?



Click here for further prices and market information:
<http://www.mla.com.au/prices-markets>



To download all historical data, click here to access MLA's statistics database:
<http://statistics.mla.com.au>



Email marketinfo@mla.com.au to subscribe to this or any other of MLA's market information reports