

12-months ending July

Volume (tonnes swt)	Chilled		Frozen		Total	
	12-months ending July	Y-O-Y % chg.	12-months ending July	Y-O-Y % chg.	12-months ending July	Y-O-Y % chg.
Total	5,046	-5	11,059	14	16,104	7
Lamb	5,046	-5	6,467	32	11,513	13
Mutton	-	-100	4,592	-4	4,592	-4

Calendar year-to-July

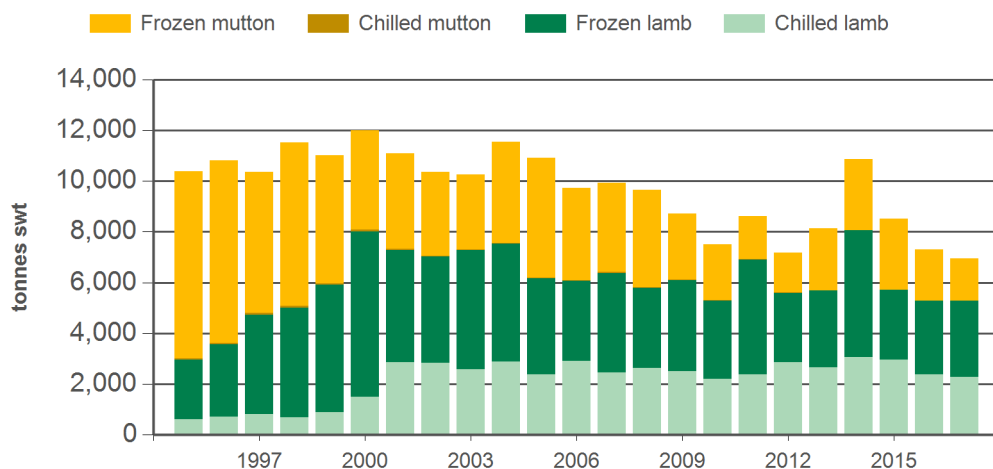
Chilled		Frozen		Total	
2017 YTD	Y-O-Y % chg.	2017 YTD	Y-O-Y % chg.	2017 YTD	Y-O-Y % chg.
2,264	-4	4,679	-5	6,943	-5
2,264	-4	3,020	3	5,284	-
-	-	1,659	-18	1,659	-18

Month of July

Chilled			Frozen			Total		
2017 July	M-O-M % chg.	Y-O-Y % chg.	2017 July	M-O-M % chg.	Y-O-Y % chg.	2017 July	M-O-M % chg.	Y-O-Y % chg.
167	24	75	524	-42	1	691	-34	12
167	24	75	282	-35	-33	449	-21	-13
-	-	-	243	-49	139	243	-49	139

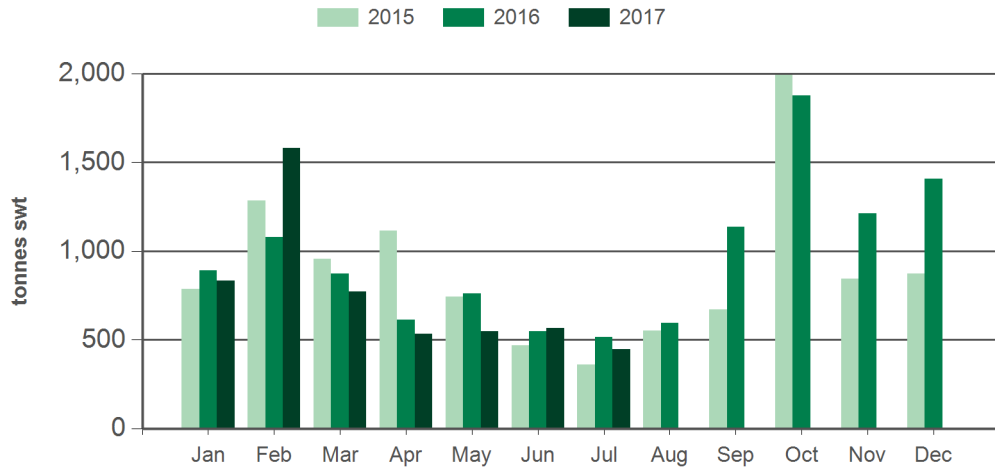
Source: DAWR. YTD = Calendar year-to-July. Y-O-Y = Year-on-year. M-O-M = Month-on-month. SWT = Shipped weight. For further information email marketinfo@mla.com.au.

Year-to-July sheepmeat exports to the EU



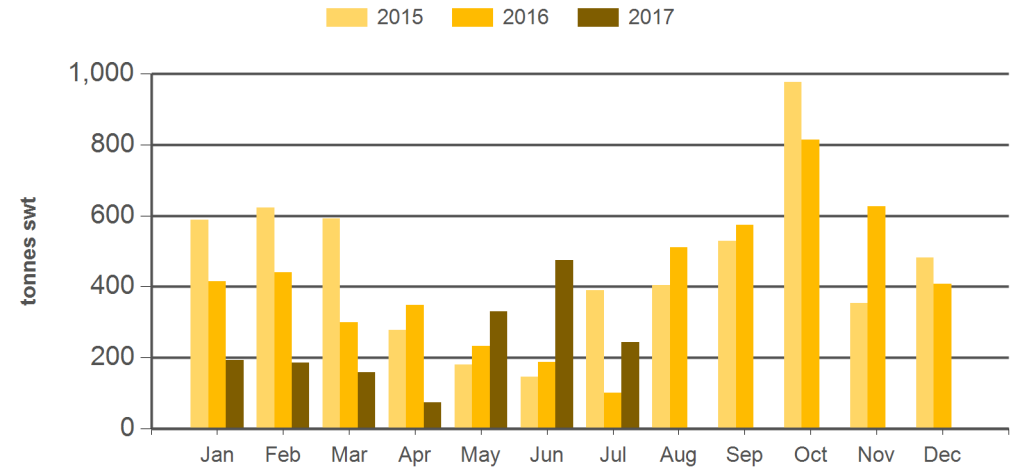
Source: DAWR, Prepared by MLA

Monthly lamb exports to the EU



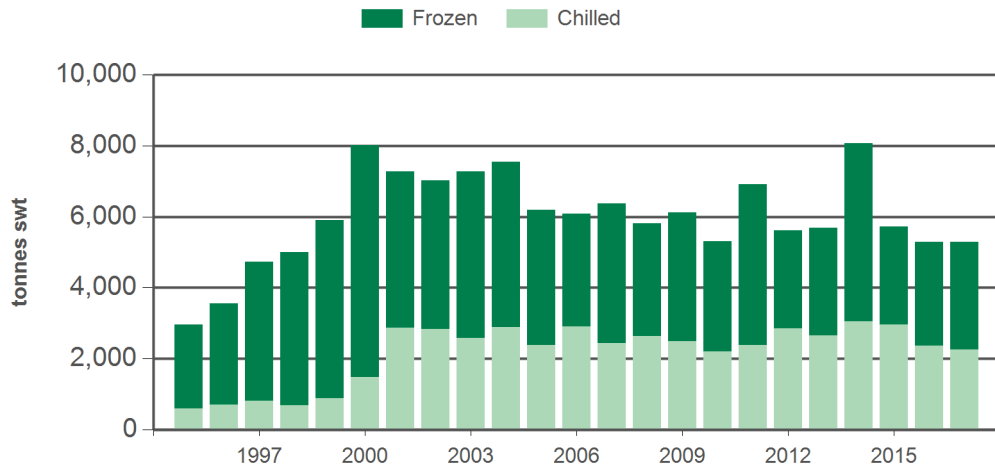
Source: DAWR, Prepared by MLA

Monthly mutton exports to the EU



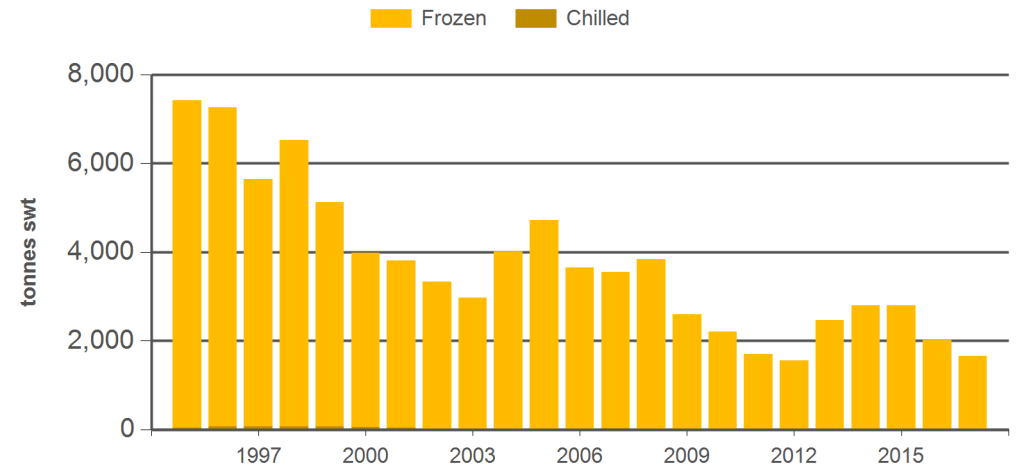
Source: DAWR, Prepared by MLA

Year-to-July lamb exports to the EU



Source: DAWR, Prepared by MLA

Year-to-July mutton exports to the EU



Source: DAWR, Prepared by MLA

Historical sheepmeat exports - Calendar year totals

Volume (tonnes swt)	2002	2003	2004	2005	2006	2007	2008	2009	2010	2011	2012	2013	2014	2015	2016	2017 YTD	Y-O-Y % chg.
Total	18,937	19,011	19,035	18,224	18,827	19,734	19,015	19,099	16,893	16,458	15,852	16,735	18,758	16,195	16,471	6,943	-5
Lamb	12,096	14,748	12,210	10,592	11,808	12,734	11,581	13,730	11,951	12,930	12,129	11,747	14,042	10,656	11,512	5,284	0
Mutton	6,841	4,262	6,825	7,632	7,020	7,000	7,434	5,370	4,941	3,528	3,723	4,988	4,716	5,539	4,959	1,659	-18

Source: DAWR. YTD = Calendar year-to-July. SWT = Shipped weight. For further information email marketinfo@mla.com.au.

NEED MORE INFORMATION?



Click here for further prices and market information:
<http://www.mla.com.au/prices-markets>



To download all historical data, click here to access MLA's statistics database:
<http://statistics.mla.com.au>



Email marketinfo@mla.com.au to subscribe to this or any other of MLA's market information reports