

12-months ending August

Volume (tonnes swt)	Chilled		Frozen		Total	
	12-months ending August	Y-O-Y % chg.	12-months ending August	Y-O-Y % chg.	12-months ending August	Y-O-Y % chg.
Total	17,213	-22	516	-33	17,729	-22
Grainfed	13,243	-20	482	-5	13,725	-19
Grassfed	3,970	-28	34	-87	4,004	-30

Calendar year-to-August

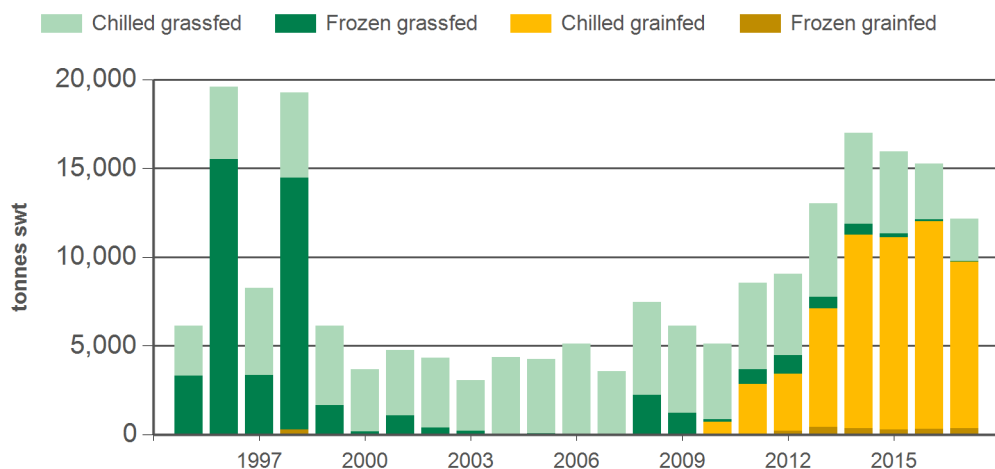
Chilled		Frozen		Total	
2017 YTD	Y-O-Y % chg.	2017 YTD	Y-O-Y % chg.	2017 YTD	Y-O-Y % chg.
11,777	-21	382	-12	12,159	-20
9,383	-20	370	15	9,754	-19
2,393	-24	12	-89	2,405	-26

Month of August

Chilled			Frozen			Total		
2017 August	M-O-M % chg.	Y-O-Y % chg.	2017 August	M-O-M % chg.	Y-O-Y % chg.	2017 August	M-O-M % chg.	Y-O-Y % chg.
1,919	28	23	89	70	1,046	2,009	29	28
1,400	25	6	89	70	1,046	1,490	27	12
519	34	116	-	-	-	519	34	116

Source: DAWR. SWT = Shipped weight. YTD = Calendar year-to-August. Y-O-Y = Year-on-year. M-O-M = Month-on-month. Grainfed is the prefix for grainfed beef. Grassfed is the prefix for grassfed beef. For further information email marketinfo@mla.com.au.

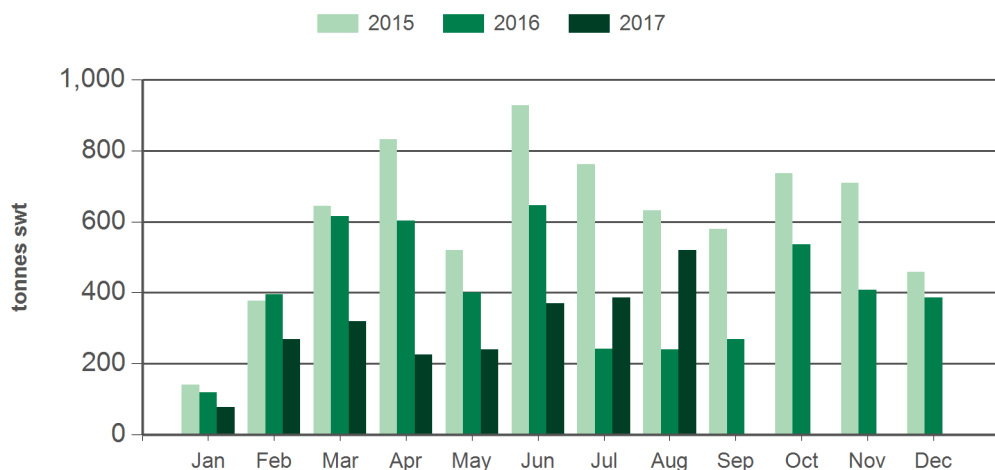
Year-to-August beef exports to the EU



Source: DAWR, Prepared by MLA

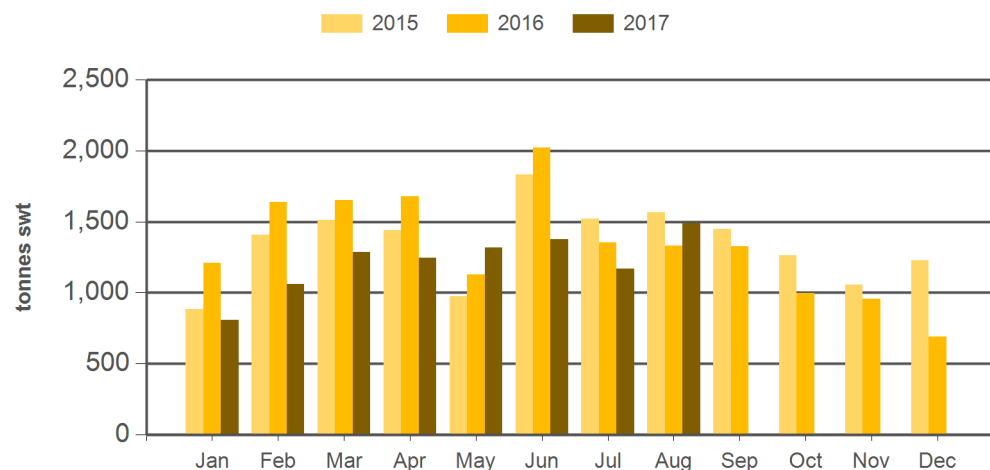
© Meat & Livestock Australia Limited, 2016. ABN 39 081 678 364. MLA makes no representations as to the accuracy of any information or advice contained in this publication and excludes all liability, whether in contract, tort (including negligence or breach of statutory duty) or otherwise as a result of reliance by any person on such information or advice. All use of MLA publications, reports and information is subject to MLA's Market Report and Information Terms of Use. Please read our terms of use carefully and ensure you are familiar with its content - [click here for MLA's terms of use](#).

Monthly grassfed beef exports to the EU



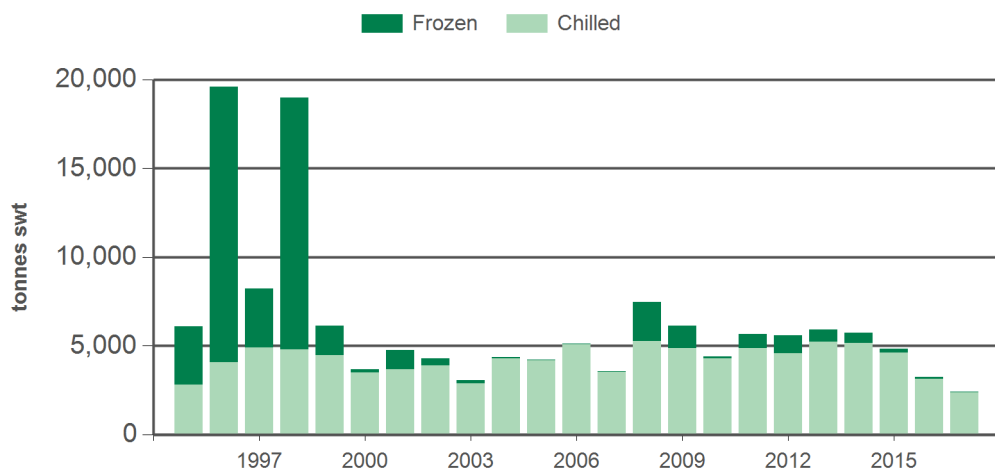
Source: DAWR, Prepared by MLA

Monthly grainfed beef exports to the EU



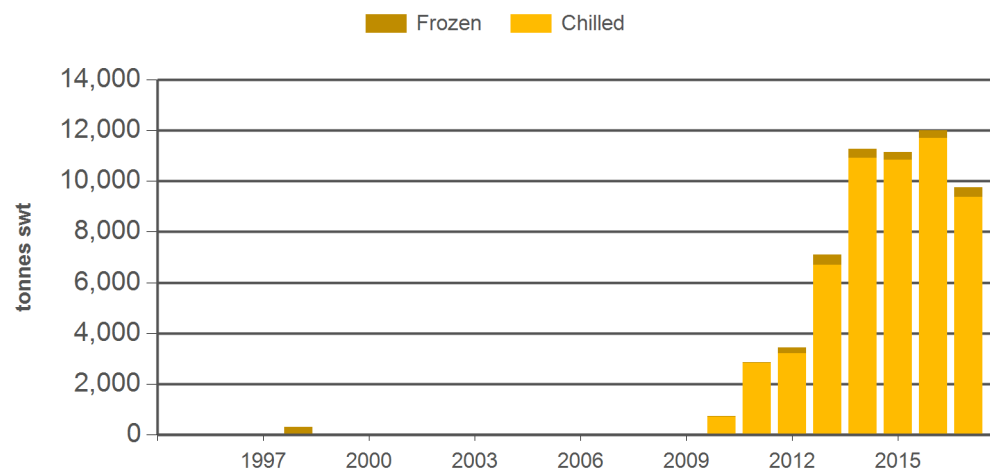
Source: DAWR, Prepared by MLA

Year-to-August grassfed beef exports to the EU



Source: DAWR, Prepared by MLA

Year-to-August grainfed beef exports to the EU



Source: DAWR, Prepared by MLA

Historical beef exports - Calendar year totals

Volume (tonnes swt)	2002	2003	2004	2005	2006	2007	2008	2009	2010	2011	2012	2013	2014	2015	2016	2017 YTD	Y-O-Y % chg.
Total	6,849	5,670	6,756	6,469	8,457	5,953	11,876	9,307	9,885	12,836	14,949	19,927	24,619	23,445	20,841	12,159	-20
Grainfed	24	0	11	28	0	8	37	13	2,546	4,224	6,263	11,502	16,483	16,128	15,980	9,754	-19
Grassfed	6,825	5,670	6,745	6,441	8,456	5,945	11,839	9,294	7,339	8,612	8,686	8,425	8,135	7,317	4,862	2,405	-26

Source: DAWR. YTD = Calendar year-to-August. Grainfed is the prefix for grainfed beef. Grassfed is the prefix for grassfed beef. For further information email marketinfo@mla.com.au.

NEED MORE INFORMATION?



Click here for further prices and market information:
<http://www.mla.com.au/prices-markets>



To download all historical data, click here to access MLA's statistics database:
<http://statistics.mla.com.au>



Email marketinfo@mla.com.au to subscribe to this or any other of MLA's market information reports