

#### 12-months ending September

| Volume (tonnes swt) | Chilled                    |              | Frozen                     |              | Total                      |              |
|---------------------|----------------------------|--------------|----------------------------|--------------|----------------------------|--------------|
|                     | 12-months ending September | Y-O-Y % chg. | 12-months ending September | Y-O-Y % chg. | 12-months ending September | Y-O-Y % chg. |
| Total               | 17,500                     | -19          | 504                        | -29          | 18,004                     | -19          |
| Grainfed            | 13,382                     | -18          | 482                        | 2            | 13,864                     | -18          |
| Grassfed            | 4,118                      | -21          | 22                         | -91          | 4,140                      | -24          |

#### Calendar year-to-September

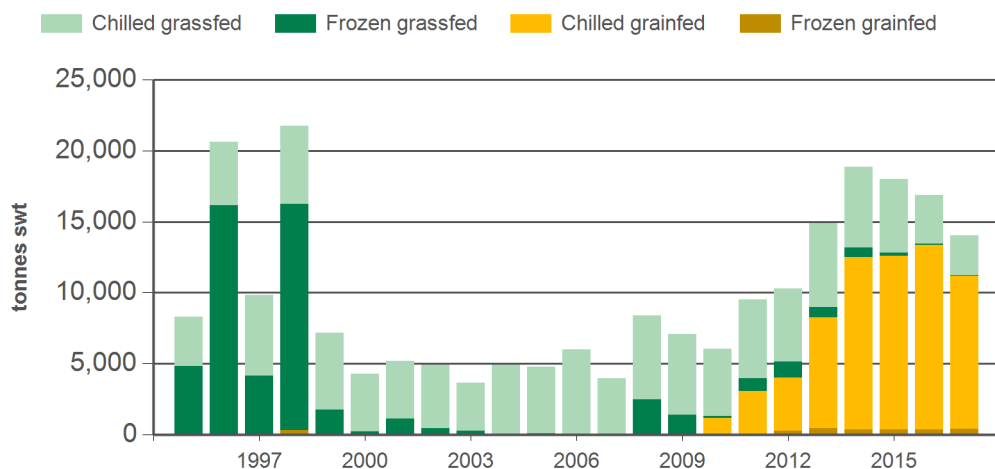
| Chilled  |              | Frozen   |              | Total    |              |
|----------|--------------|----------|--------------|----------|--------------|
| 2017 YTD | Y-O-Y % chg. | 2017 YTD | Y-O-Y % chg. | 2017 YTD | Y-O-Y % chg. |
| 13,629   | -17          | 401      | -14          | 14,030   | -17          |
| 10,830   | -17          | 389      | 14           | 11,219   | -16          |
| 2,799    | -18          | 12       | -90          | 2,811    | -20          |

#### Month of September

| Chilled        |              |              | Frozen         |              |              | Total          |              |              |
|----------------|--------------|--------------|----------------|--------------|--------------|----------------|--------------|--------------|
| 2017 September | M-O-M % chg. | Y-O-Y % chg. | 2017 September | M-O-M % chg. | Y-O-Y % chg. | 2017 September | M-O-M % chg. | Y-O-Y % chg. |
| 1,852          | -3           | 18           | 19             | -79          | -38          | 1,871          | -7           | 17           |
| 1,447          | 3            | 11           | 19             | -79          | 1            | 1,466          | -2           | 10           |
| 405            | -22          | 58           | -              | -            | -            | 405            | -22          | 51           |

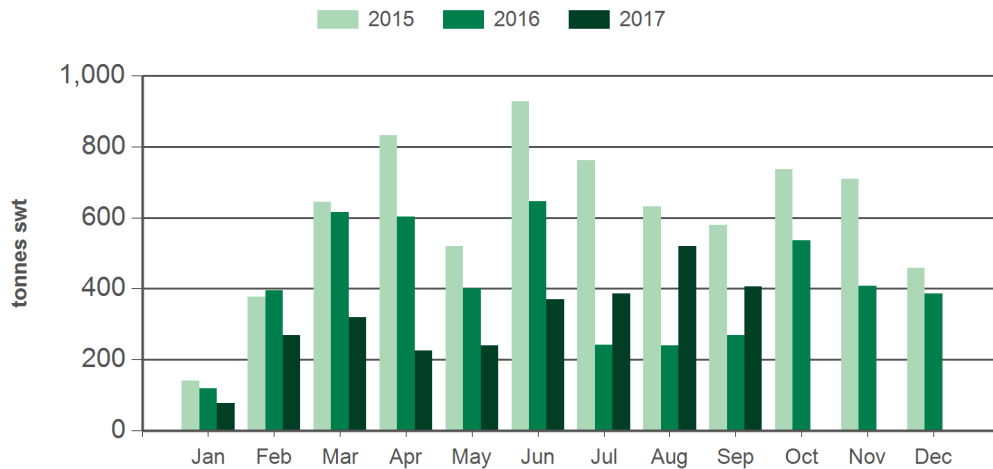
Source: DAWR. SWT = Shipped weight. YTD = Calendar year-to-September. Y-O-Y = Year-on-year. M-O-M = Month-on-month. Grainfed is the prefix for grainfed beef. Grassfed is the prefix for grassfed beef. For further information email [marketinfo@mla.com.au](mailto:marketinfo@mla.com.au).

#### Year-to-September beef exports to the EU



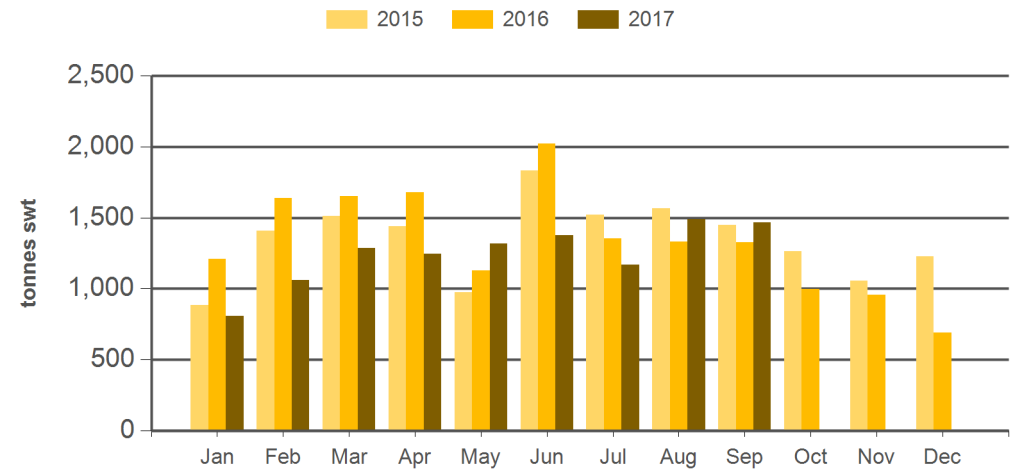
Source: DAWR, Prepared by MLA

#### Monthly grassfed beef exports to the EU



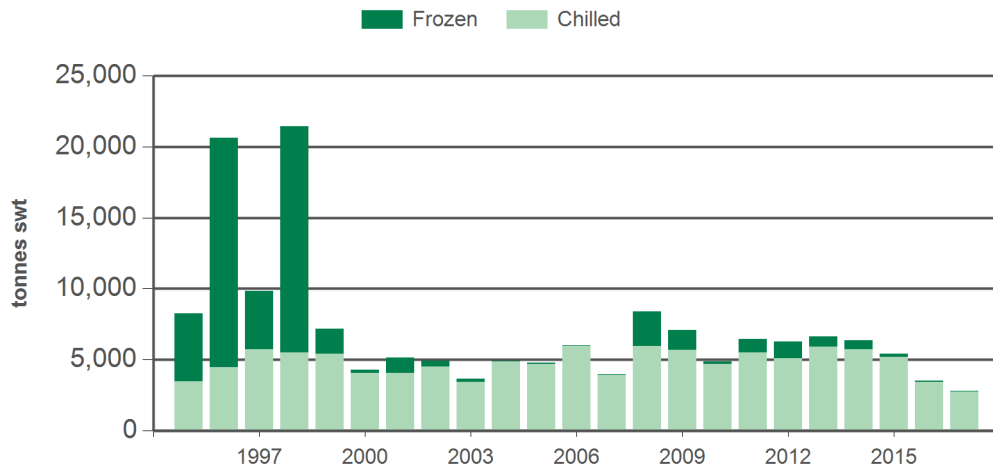
Source: DAWR, Prepared by MLA

#### Monthly grainfed beef exports to the EU



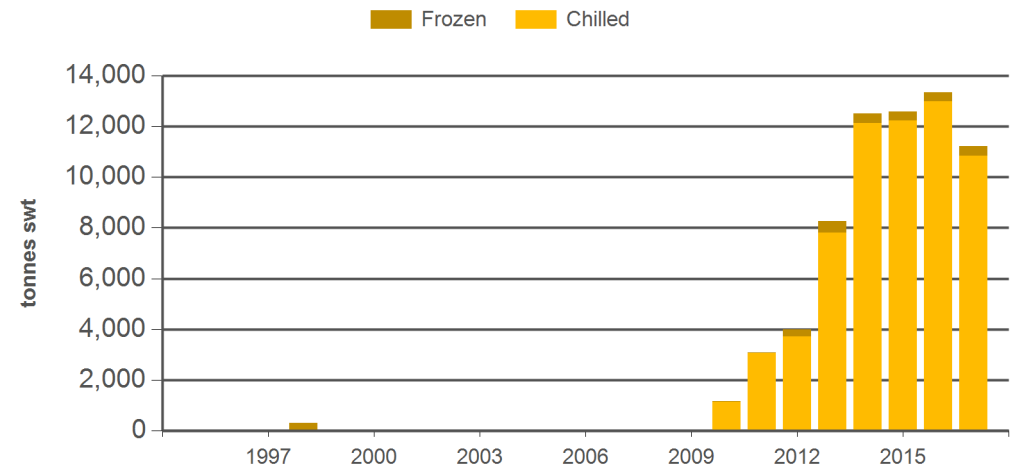
Source: DAWR, Prepared by MLA

#### Year-to-September grassfed beef exports to the EU



Source: DAWR, Prepared by MLA

#### Year-to-September grainfed beef exports to the EU



Source: DAWR, Prepared by MLA

#### Historical beef exports - Calendar year totals

| Volume (tonnes swt) | 2002  | 2003  | 2004  | 2005  | 2006  | 2007  | 2008   | 2009  | 2010  | 2011   | 2012   | 2013   | 2014   | 2015   | 2016   | 2017 YTD | Y-O-Y % chg. |
|---------------------|-------|-------|-------|-------|-------|-------|--------|-------|-------|--------|--------|--------|--------|--------|--------|----------|--------------|
| Total               | 6,849 | 5,670 | 6,756 | 6,469 | 8,457 | 5,953 | 11,876 | 9,307 | 9,885 | 12,836 | 14,949 | 19,927 | 24,619 | 23,445 | 20,841 | 14,030   | -17          |
| Grainfed            | 24    | 0     | 11    | 28    | 0     | 8     | 37     | 13    | 2,546 | 4,224  | 6,263  | 11,502 | 16,483 | 16,128 | 15,980 | 11,219   | -16          |
| Grassfed            | 6,825 | 5,670 | 6,745 | 6,441 | 8,456 | 5,945 | 11,839 | 9,294 | 7,339 | 8,612  | 8,686  | 8,425  | 8,135  | 7,317  | 4,862  | 2,811    | -20          |

Source: DAWR. YTD = Calendar year-to-September. Grainfed is the prefix for grainfed beef. Grassfed is the prefix for grassfed beef. For further information email [marketinfo@mla.com.au](mailto:marketinfo@mla.com.au).

#### NEED MORE INFORMATION?



Click here for further prices and market information:  
<http://www.mla.com.au/prices-markets>



To download all historical data, click here to access MLA's statistics database:  
<http://statistics.mla.com.au>



Email [marketinfo@mla.com.au](mailto:marketinfo@mla.com.au) to subscribe to this or any other of MLA's market information reports