

Australian beef exports to South Korea

Monthly trade summary

September 2017

12-months ending September

Volume (tonnes swt)	Chilled		Frozen		Total	
	12-months ending September	Y-O-Y % chg.	12-months ending September	Y-O-Y % chg.	12-months ending September	Y-O-Y % chg.
Total	34,917	-3	125,545	-10	160,462	-9
Grainfed	25,645	-	28,559	6	54,205	3
Grassfed	9,272	-10	96,985	-14	106,257	-14

Calendar year-to-September

Chilled		Frozen		Total	
2017 YTD	Y-O-Y % chg.	2017 YTD	Y-O-Y % chg.	2017 YTD	Y-O-Y % chg.
24,418	-7	84,822	-17	109,240	-15
18,141	-4	19,825	-4	37,966	-4
6,277	-12	64,997	-21	71,274	-20

Month of September

Chilled			Frozen			Total		
2017 September	M-O-M % chg.	Y-O-Y % chg.	2017 September	M-O-M % chg.	Y-O-Y % chg.	2017 September	M-O-M % chg.	Y-O-Y % chg.
3,229	-8	12	10,701	5	-10	13,930	2	-5
2,320	-13	10	3,157	8	37	5,478	-2	24
909	5	18	7,544	4	-21	8,452	4	-18

12-months ending August

Value ('000 A\$ FOB)	Chilled		Frozen		Total	
	12-months ending August	Y-O-Y % chg.	12-months ending August	Y-O-Y % chg.	12-months ending August	Y-O-Y % chg.
Total	403,392	-6	820,819	-7	1,224,211	-7
Boneless	365,726	-7	638,918	-17	1,004,644	-13
Bone-in	37,608	7	181,798	54	219,406	43
Carcase	22	-85	103	-61	125	-69

Calendar year-to-August

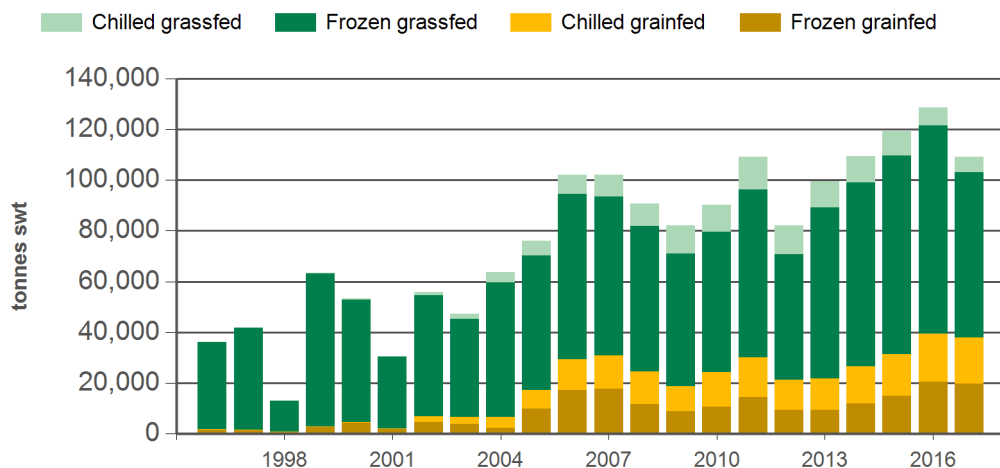
Chilled		Frozen		Total	
2017 YTD	Y-O-Y % chg.	2017 YTD	Y-O-Y % chg.	2017 YTD	Y-O-Y % chg.
237,588	-11	462,912	-19	700,500	-16
216,746	-11	340,627	-30	557,373	-24
20,806	-6	122,249	51	143,055	39
-	-	36	-78	36	-89

Month of August

Chilled			Frozen			Total		
2017 August	M-O-M % chg.	Y-O-Y % chg.	2017 August	M-O-M % chg.	Y-O-Y % chg.	2017 August	M-O-M % chg.	Y-O-Y % chg.
32,042	1	-13	57,407	-28	-15	89,449	-20	-14
28,464	-3	-10	40,678	-33	-26	69,142	-23	-20
3,578	56	-29	16,729	-15	36	20,307	-7	17
-	-	-100	-	-	-100	-	-	-100

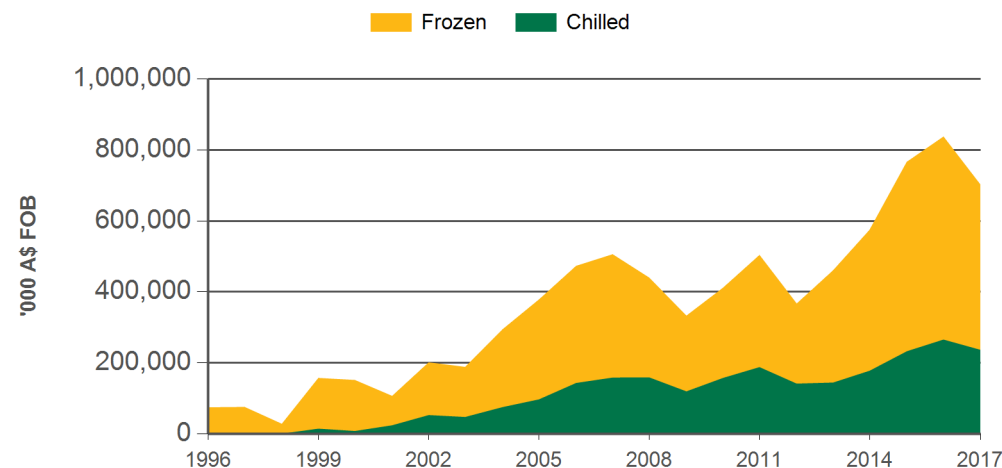
Source: DAWR, ABS. SWT = Shipped weight. Volume YTD = Calendar year-to-September. Value YTD = Calendar year-to-August. Y-O-Y = Year-on-year. M-O-M = Month-on-month. Grainfed is the prefix for grainfed beef. Grassfed is the prefix for grassfed beef. For further information email marketinfo@mla.com.au.

Year-to-September beef exports to South Korea - volume



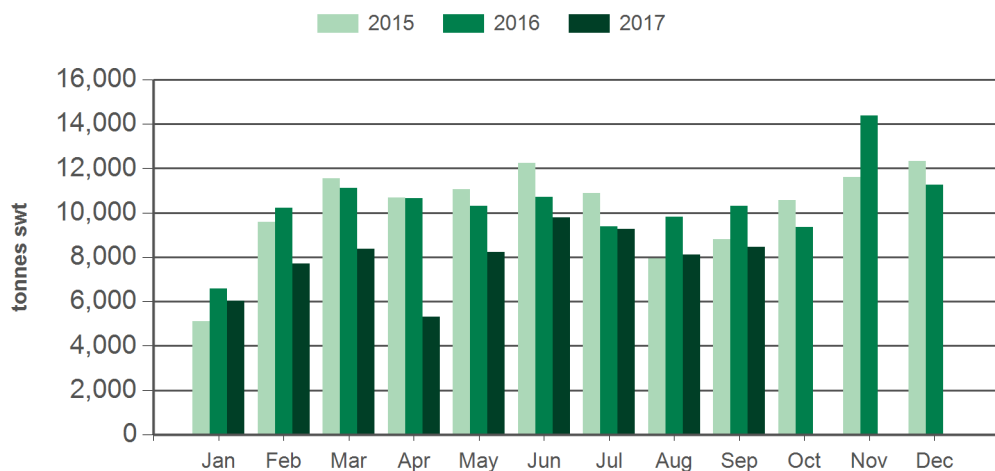
Source: DAWR, Prepared by MLA

Year-to-August beef exports to South Korea - value



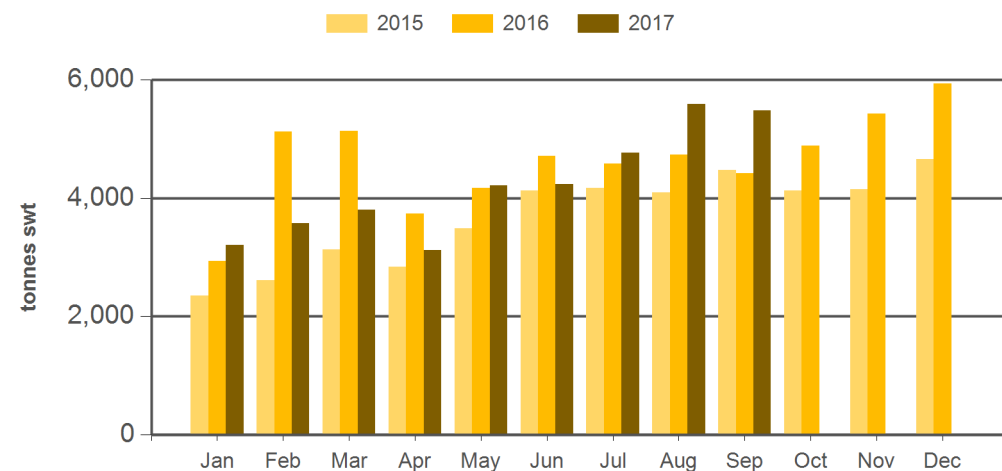
Source: ABS, Prepared by MLA

Monthly grassfed beef exports to South Korea



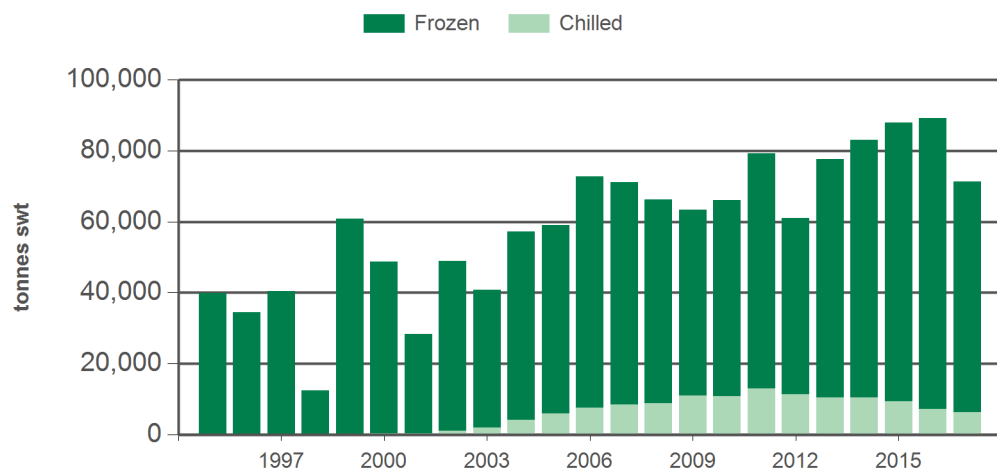
Source: DAWR, Prepared by MLA

Monthly grainfed beef exports to South Korea



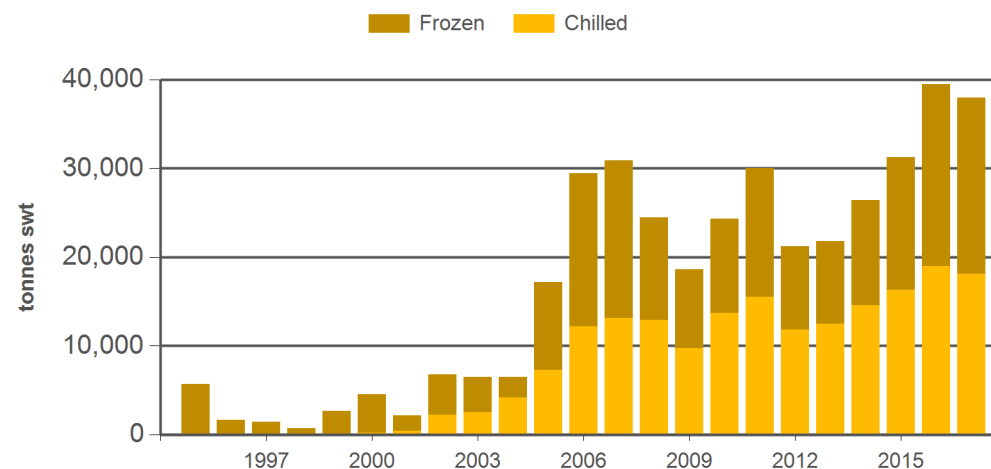
Source: DAWR, Prepared by MLA

Year-to-September grassfed beef exports to South Korea



Source: DAWR, Prepared by MLA

Year-to-September grainfed beef exports to South Korea



Source: DAWR, Prepared by MLA

Historical beef exports - Calendar year totals

Volume (tonnes swt)	2002	2003	2004	2005	2006	2007	2008	2009	2010	2011	2012	2013	2014	2015	2016	2017 YTD	Y-O-Y % chg.
Total	80,153	62,262	93,310	106,444	149,663	148,933	127,207	115,482	124,161	146,347	125,957	144,365	150,918	166,588	179,854	109,240	-15
Grainfed	10,139	8,089	11,010	23,594	41,205	41,526	31,581	27,157	34,151	38,762	31,332	31,020	35,640	44,203	55,756	37,966	-4
Grassfed	70,014	54,173	82,300	82,850	108,458	107,407	95,626	88,325	90,009	107,585	94,625	113,345	115,278	122,385	124,098	71,274	-20

Source: DAWR. SWT = Shipped weight. YTD = Calendar year-to-September. Y-O-Y = Year-on-year. For further information email marketinfo@mla.com.au.