

# Australian offal exports

## Monthly trade summary

### September 2017

#### Australian beef offal exports

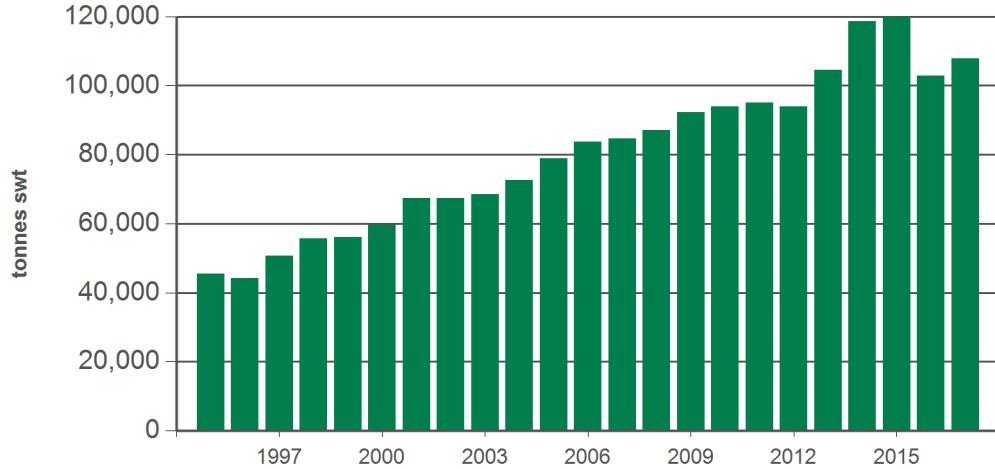
| Volume<br>(tonnes swt) | Total                            |                    | Total       |                    | Total             |                    |                    |
|------------------------|----------------------------------|--------------------|-------------|--------------------|-------------------|--------------------|--------------------|
|                        | 12-months<br>ending<br>September | Y-O-Y<br>%<br>chg. | 2017<br>YTD | Y-O-Y<br>%<br>chg. | 2017<br>September | M-O-M<br>%<br>chg. | Y-O-Y<br>%<br>chg. |
| Total                  | 144,617                          | 1                  | 107,854     | 5                  | 12,391            | -9                 | 5                  |
| Indonesia              | 26,165                           | 114                | 19,955      | 67                 | 2,611             | 4                  | 25                 |
| Japan                  | 22,522                           | -9                 | 17,086      | -1                 | 1,684             | -17                | -27                |
| South Korea            | 24,525                           | 15                 | 17,479      | 13                 | 2,093             | -9                 | 10                 |
| Hong Kong              | 19,511                           | -12                | 14,910      | -7                 | 1,994             | 4                  | 61                 |
| South Africa           | 13,692                           | 3                  | 10,373      | 6                  | 1,072             | -25                | 4                  |
| Malaysia               | 6,582                            | 44                 | 4,998       | 43                 | 336               | -50                | -26                |
| Egypt                  | 4,246                            | -41                | 2,597       | -18                | 266               | 72                 | -28                |
| Thailand               | 4,373                            | -36                | 3,172       | -40                | 365               | 24                 | -30                |
| US                     | 3,770                            | 16                 | 2,928       | 32                 | 395               | -5                 | 93                 |
| Brazil                 | 2,408                            | 208                | 2,075       | 197                | 86                | -77                | 249                |
| Singapore              | 2,785                            | -68                | 2,122       | -55                | 200               | 58                 | -1                 |
| China                  | 2,506                            | -48                | 1,669       | -53                | 87                | -14                | -78                |
| Taiwan                 | 3,022                            | 18                 | 2,139       | 18                 | 246               | -21                | -20                |
| Papua New Guinea       | 2,310                            | 11                 | 1,528       | -5                 | 190               | -22                | -19                |
| Saudi Arabia           | 749                              | -25                | 547         | -26                | 26                | 1                  | -67                |
| Other                  | 5,450                            |                    | 4,279       |                    | 739               |                    |                    |

#### Australian sheep offal exports

| Volume<br>(tonnes swt) | Total                            |                    | Total       |                    | Total             |                    |                    |
|------------------------|----------------------------------|--------------------|-------------|--------------------|-------------------|--------------------|--------------------|
|                        | 12-months<br>ending<br>September | Y-O-Y<br>%<br>chg. | 2017<br>YTD | Y-O-Y<br>%<br>chg. | 2017<br>September | M-O-M<br>%<br>chg. | Y-O-Y<br>%<br>chg. |
| Total                  | 30,717                           | -2                 | 22,131      | -                  | 2,631             | 0                  | 0                  |
| Hong Kong              | 9,705                            | -1                 | 7,017       | 3                  | 832               | -9                 | 1                  |
| Saudi Arabia           | 6,811                            | -21                | 4,864       | -22                | 607               | 28                 | -16                |
| South Africa           | 2,291                            | 110                | 1,802       | 149                | 195               | -25                | 140                |
| Papua New Guinea       | 3,022                            | 35                 | 2,050       | 32                 | 196               | -15                | -7                 |
| China                  | 1,387                            | 21                 | 1,026       | 20                 | 115               | 70                 | 0                  |
| UAE                    | 1,539                            | 10                 | 1,038       | -6                 | 145               | -12                | 21                 |
| Sri Lanka              | 627                              | 14                 | 460         | 6                  | 51                | 2                  | 34                 |
| Vietnam                | 376                              | -31                | 250         | -35                | 26                | -                  | 3                  |
| Jordan                 | 691                              | -21                | 460         | -22                | 61                | -29                | 93                 |
| Kuwait                 | 410                              | -2                 | 318         | 16                 | 14                | 112                | -86                |
| Mauritius              | 508                              | 58                 | 385         | 44                 | 19                | -65                | -42                |
| Bahamas                | 259                              | -10                | 243         | 1                  | 0                 | -                  | -                  |
| Qatar                  | 399                              | 40                 | 292         | 66                 | 44                | 206                | 52                 |
| Singapore              | 265                              | 11                 | 211         | 8                  | 5                 | -81                | -26                |
| Malaysia               | 193                              | 203                | 135         | 112                | 0                 | -                  | -                  |
| Other                  | 2,233                            |                    | 1,580       |                    | 320               |                    |                    |

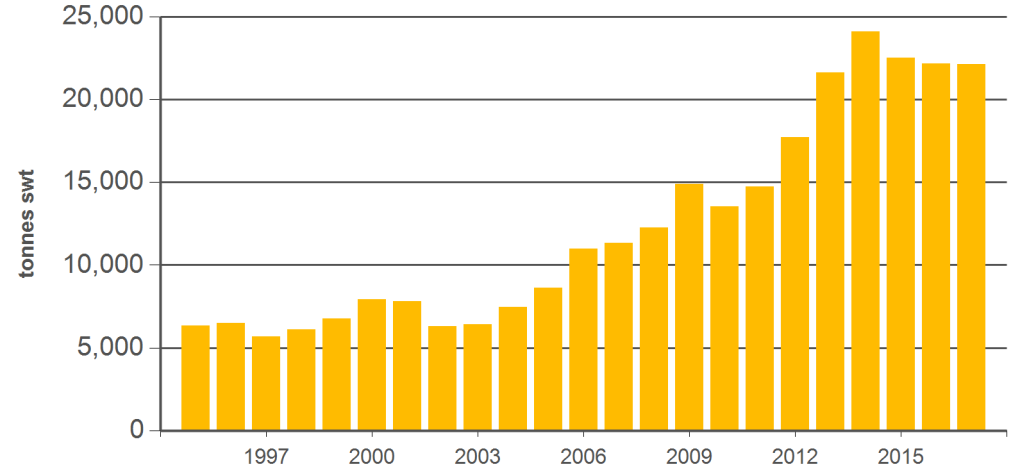
Source: DAWR. SWT = Shipped weight. YTD = Calendar year-to-September. Y-O-Y = Year-on-year. M-O-M = Month-on-month. For further information email [marketinfo@mla.com.au](mailto:marketinfo@mla.com.au). Beef offal includes beef and veal offal. Sheep offal includes sheep and lamb offal.

**Year-to-September beef offal exports**



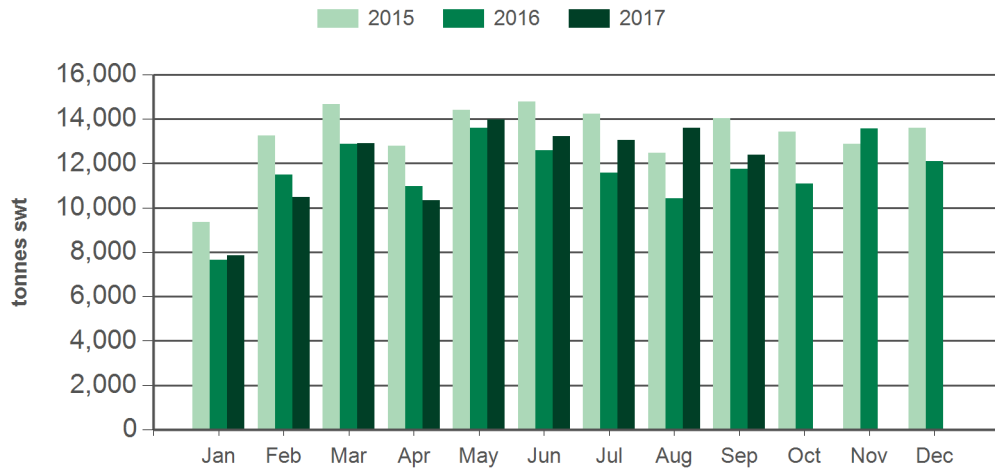
Source: DAWR, Prepared by MLA

**Year-to-September sheep offal exports**



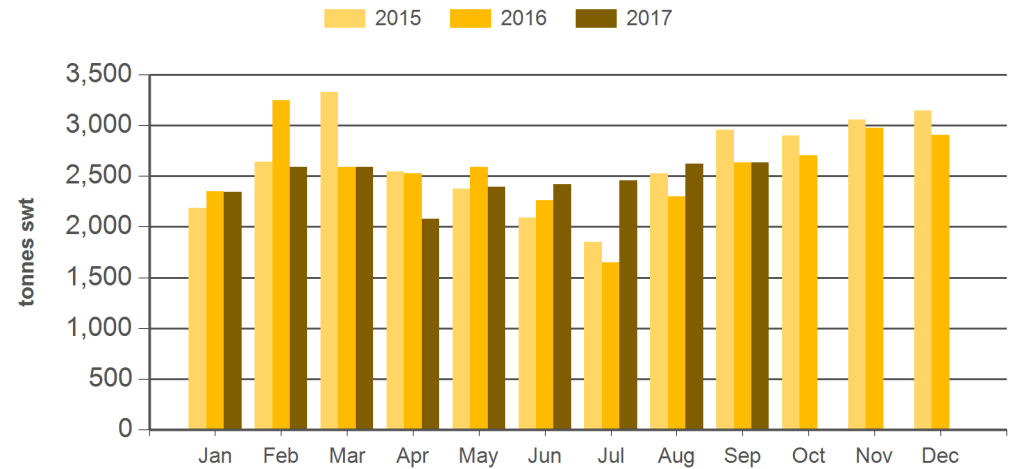
Source: DAWR, Prepared by MLA

**Monthly beef offal exports**



Source: DAWR, Prepared by MLA

**Monthly sheep offal exports**



Source: DAWR, Prepared by MLA