

12-months ending October

Volume (tonnes swt)	Chilled		Frozen		Total	
	12-months ending October	Y-O-Y % chg.	12-months ending October	Y-O-Y % chg.	12-months ending October	Y-O-Y % chg.
TOTAL						
Total	14,338	-7	124,494	-2	138,832	-3
China	6,064	-15	95,631	-4	101,695	-4
Hong Kong	3,311	1	2,806	106	6,118	32
Taiwan	4,939	-2	26,054	-1	30,993	-1

GRAIN						
Total	5,353	30	23,663	1	29,016	5
China	2,366	37	21,969	-4	24,334	-1
Hong Kong	1,457	7	884	351	2,341	50
Taiwan	1,530	46	808	103	2,338	62

GRASS						
Total	8,985	-21	100,831	-3	109,816	-4
China	3,698	-32	73,663	-4	77,361	-5
Hong Kong	1,854	-4	1,922	65	3,777	22
Taiwan	3,408	-14	25,246	-3	28,654	-4

Calendar year-to-October

Chilled		Frozen		Total	
2017 YTD	Y-O-Y % chg.	2017 YTD	Y-O-Y % chg.	2017 YTD	Y-O-Y % chg.
11,551	-5	105,087	10	116,639	8
4,759	-9	81,415	11	86,174	10
2,665	1	2,534	168	5,199	45
4,109	-3	21,137	-1	25,246	-2

4,491	28	20,534	7	25,025	10
1,985	33	19,034	2	21,019	4
1,199	7	796	335	1,995	54
1,307	46	703	129	2,010	67

7,060	-18	84,553	11	91,613	8
2,774	-26	62,381	14	65,155	12
1,466	-3	1,738	128	3,204	41
2,802	-16	20,434	-3	23,236	-5

Month of October

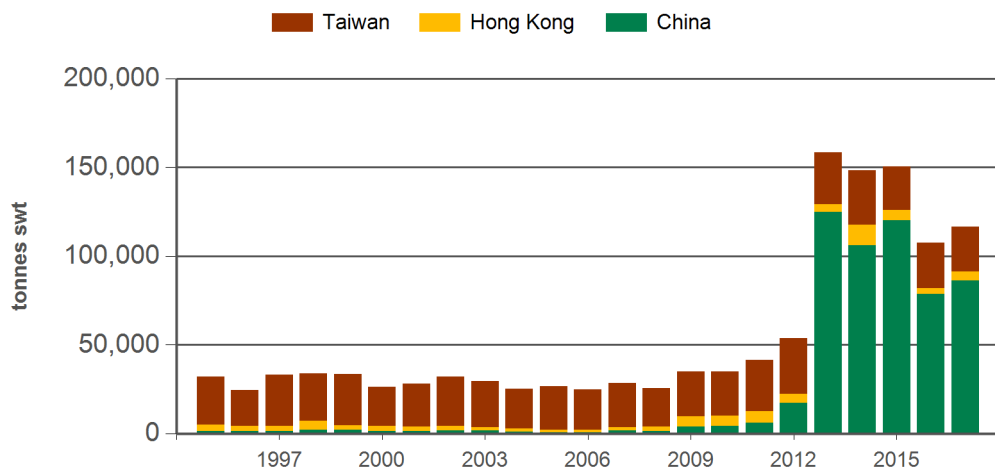
Chilled			Frozen			Total		
2017 October	M-O-M % chg.	Y-O-Y % chg.	2017 October	M-O-M % chg.	Y-O-Y % chg.	2017 October	M-O-M % chg.	Y-O-Y % chg.
1,335	5	6	14,082	32	65	15,417	29	57
625	46	8	10,728	37	64	11,353	37	60
290	-	-5	954	58	1,394	1,243	40	237
418	-24	11	2,401	7	23	2,819	1	21

468	-3	-1	2,802	57	31	3,270	44	25
198	33	-20	2,441	80	17	2,639	75	13
119	-21	-13	310	-10	1,054	429	-13	161
151	-17	76	51	-34	225	203	-22	99

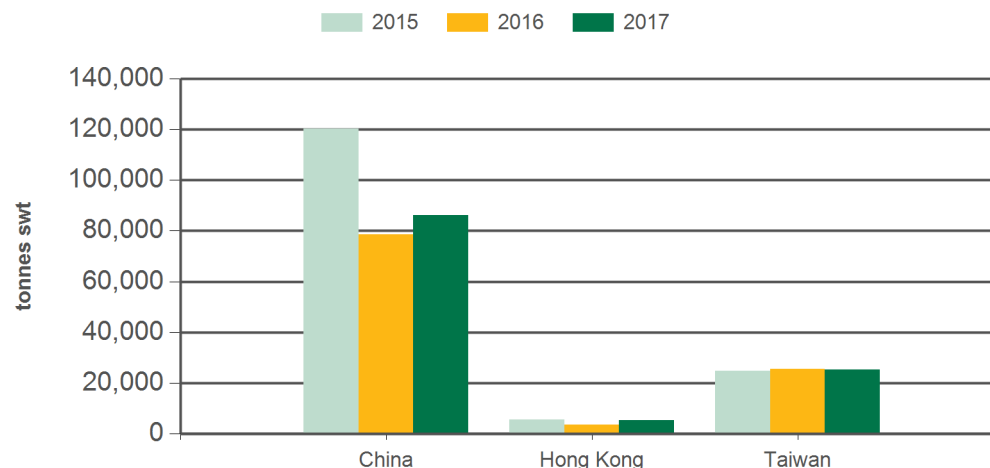
866	10	9	11,281	27	76	12,147	25	69
427	53	29	8,287	28	86	8,715	29	82
171	25	1	644	148	1,641	815	106	297
267	-27	-9	2,349	9	22	2,616	4	18

Source: DAWR. SWT = Shipped weight. YTD = Calendar year-to-October. Y-O-Y = Year-on-year. M-O-M = Month-on-month. Grain is the prefix for grainfed beef. Grass is the prefix for grassfed beef. For further information email marketinfo@mla.com.au.

Year-to-October beef exports to Greater China

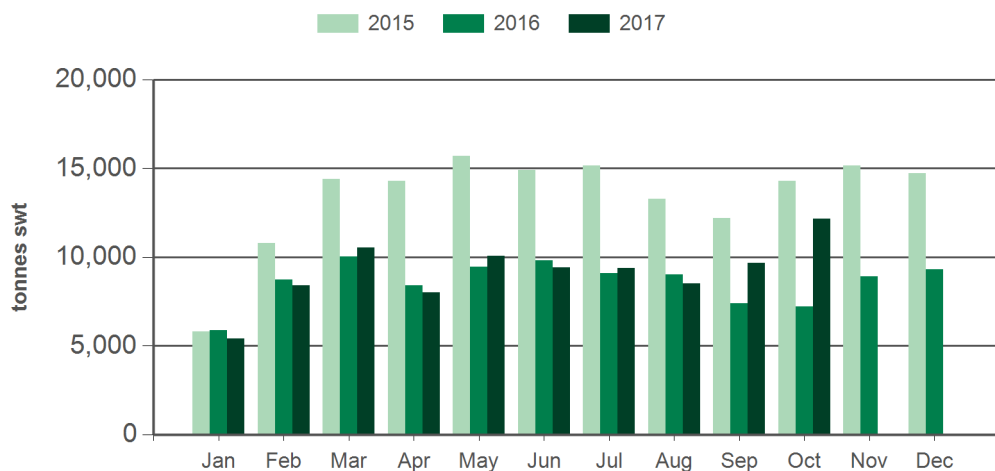


Source: DAWR, Prepared by MLA



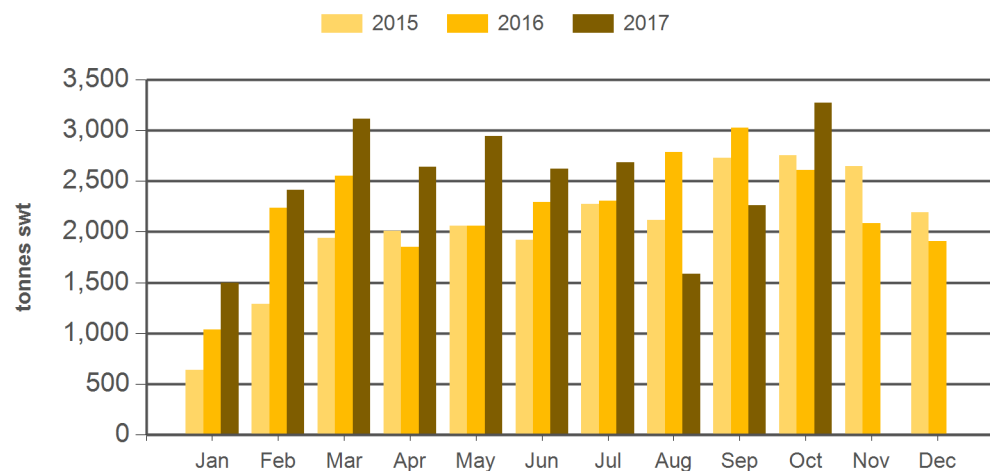
Source: DAWR, Prepared by MLA

Monthly grassfed beef exports to Greater China



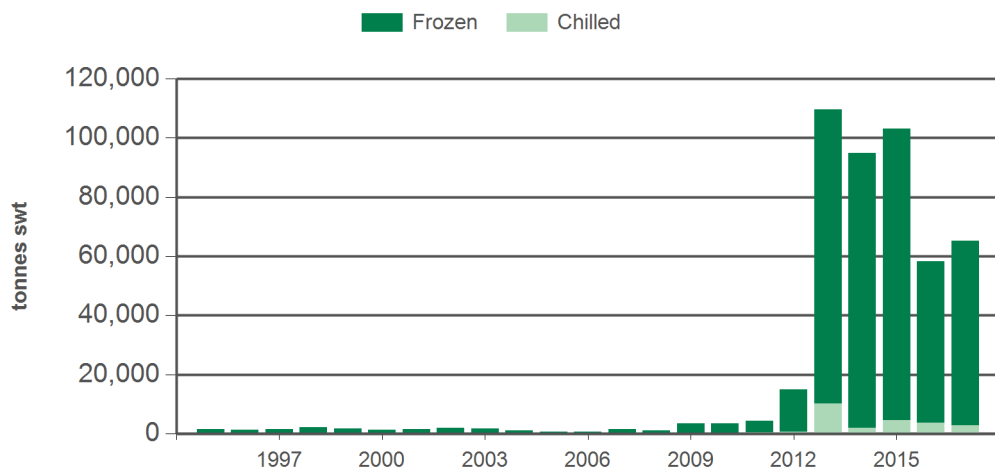
Source: DAWR, Prepared by MLA

Monthly grainfed beef exports to Greater China



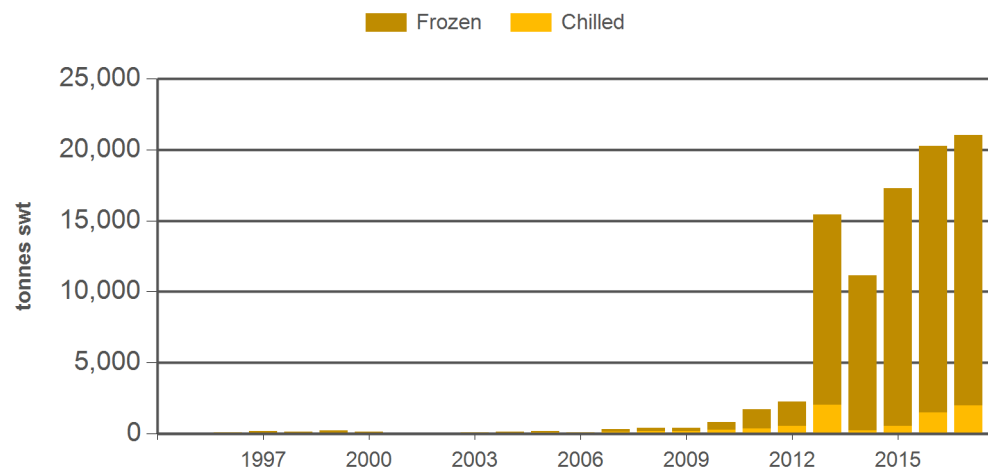
Source: DAWR, Prepared by MLA

Year-to-October grassfed beef exports to China



Source: DAWR, Prepared by MLA

Year-to-October grainfed beef exports to China



Source: DAWR, Prepared by MLA

Historical beef exports - Calendar year totals

Volume (tonnes swt)	2002	2003	2004	2005	2006	2007	2008	2009	2010	2011	2012	2013	2014	2015	2016	2017 YTD	Y-O-Y % chg.
Total	39,654	35,362	30,134	33,112	31,209	33,631	33,014	44,069	43,464	53,382	77,557	195,632	175,765	185,349	129,953	116,639	8
China	2,370	2,120	1,265	1,012	849	2,146	2,682	5,287	5,600	7,754	32,906	154,833	124,586	148,222	94,040	86,174	10
Hong Kong	2,909	2,121	2,415	1,787	1,757	2,361	3,231	7,491	7,040	8,869	6,340	5,070	14,739	6,655	4,494	5,199	45
Taiwan	34,370	31,119	26,454	30,305	28,601	29,120	27,099	31,290	30,821	36,748	38,280	35,703	36,419	30,448	31,385	25,246	-2

Source: DAWR. SWT = Shipped weight. YTD = Calendar year-to-October. Y-O-Y = Year-on-year. For further information email marketinfo@mla.com.au.