

12-months ending October

Volume (tonnes swt)	Chilled		Frozen		Total	
	12-months ending October	Y-O-Y % chg.	12-months ending October	Y-O-Y % chg.	12-months ending October	Y-O-Y % chg.
TOTAL						
Nth America	65,116	-	188,049	-15	253,165	-11
US	63,652	1	171,584	-13	235,236	-10
Canada	1,418	-38	16,430	-27	17,849	-28
Mexico	45	-49	34	-19	80	-39

GRAIN						
Nth America	5,853	-37	2,124	-31	7,978	-36
US	5,308	-39	1,508	-24	6,816	-36
Canada	544	-11	605	-46	1,149	-34
Mexico	1		12	159	12	177

GRASS						
Nth America	59,262	6	185,924	-14	245,187	-10
US	58,344	8	170,076	-13	228,421	-9
Canada	874	-47	15,825	-26	16,699	-27
Mexico	45	-49	23	-40	67	-46

Calendar year-to-October

Chilled		Frozen		Total	
2017 YTD	Y-O-Y % chg.	2017 YTD	Y-O-Y % chg.	2017 YTD	Y-O-Y % chg.
56,188	3	161,053	-6	217,242	-4
54,795	4	146,332	-6	201,127	-3
1,348	-32	14,687	-5	16,035	-8
45	-31	34	13	80	-17

5,285	-34	1,916	-24	7,201	-31
4,743	-36	1,301	-18	6,044	-33
542	-7	603	-34	1,145	-24
1	-	12	159	12	177

50,903	9	159,138	-6	210,041	-2
50,052	11	145,031	-6	195,083	-2
806	-43	14,084	-3	14,890	-7
45	-33	23	-12	67	-27

Month of October

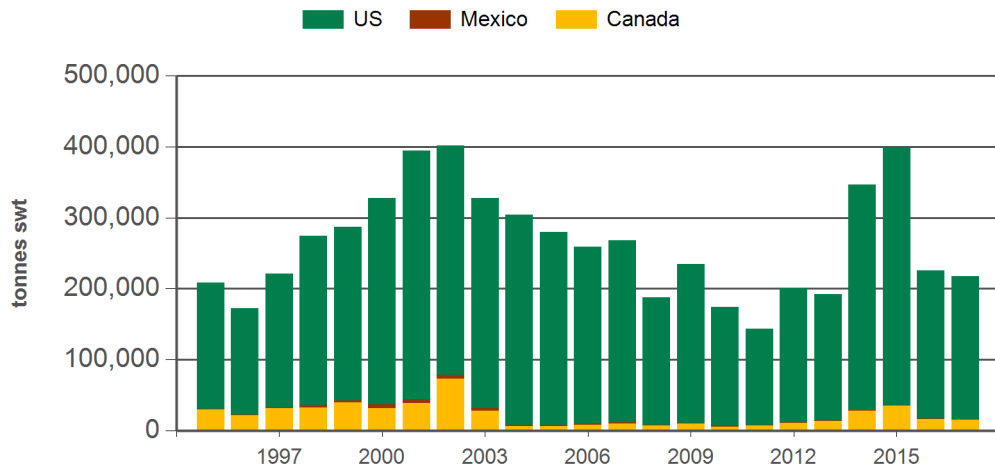
Chilled			Frozen			Total		
2017 October	M-O-M % chg.	Y-O-Y % chg.	2017 October	M-O-M % chg.	Y-O-Y % chg.	2017 October	M-O-M % chg.	Y-O-Y % chg.
4,745	-15	29	16,073	-1	86	20,818	-5	69
4,645	-16	26	14,101	-5	76	18,746	-8	60
100	76	629	1,961	27	231	2,060	29	240
-	-	-	12	-	-	12	782	-

592	-15	82	268	20	135	860	-6	96
533	-20	66	115	-31	6	648	-22	51
59	89	1,232	142	141	2,476	201	123	1,919
-	-	-	12	-	-	12	1,358	-

4,153	-16	23	15,805	-2	86	19,958	-5	68
4,112	-16	22	13,986	-4	77	18,099	-7	60
40	60	337	1,819	23	210	1,859	23	212
-	-	-	-	-	-	-	-	-

Source: DAWR. SWT = Shipped weight. YTD = Calendar year-to-October. Y-O-Y = Year-on-year. M-O-M = Month-on-month. Grain is the prefix for grainfed beef. Grass is the prefix for grassfed beef. For further information email marketinfo@mla.com.au.

Year-to-October beef exports to North America



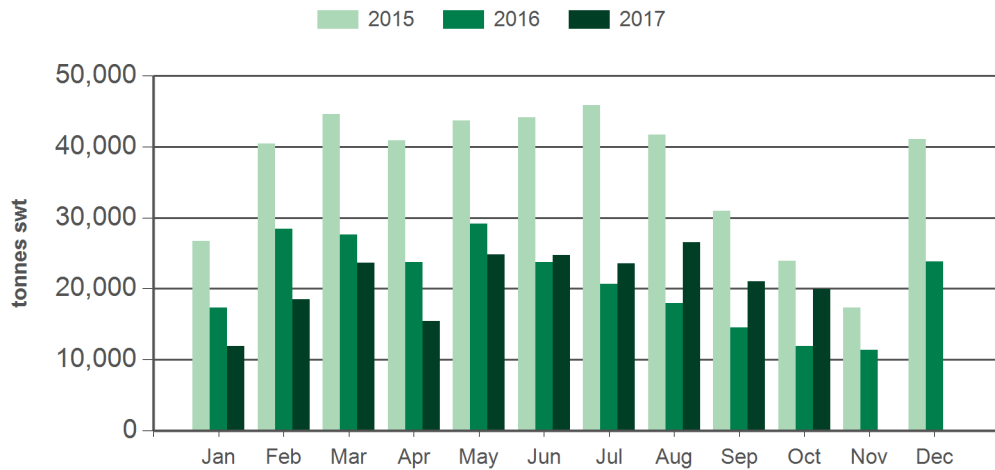
Source: DAWR, Prepared by MLA

AUD/USD



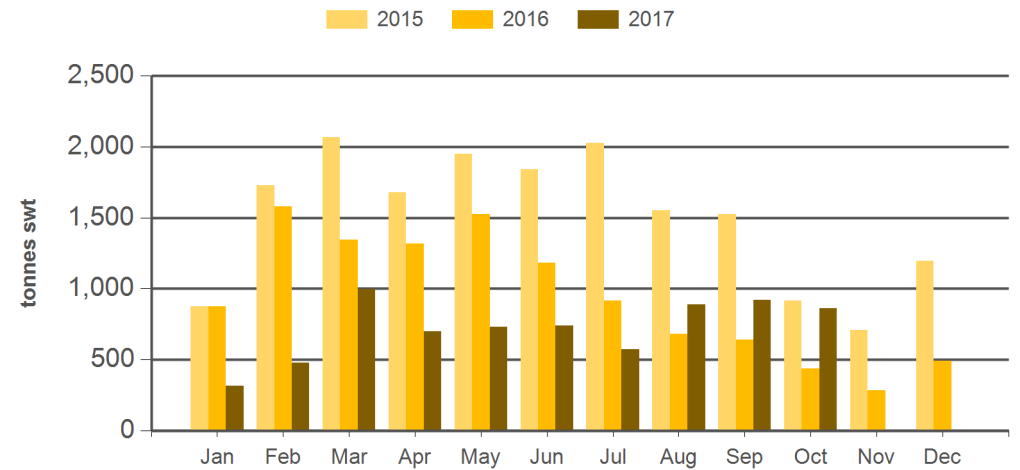
Source: xe.com, Prepared by MLA

Monthly grassfed beef exports to North America



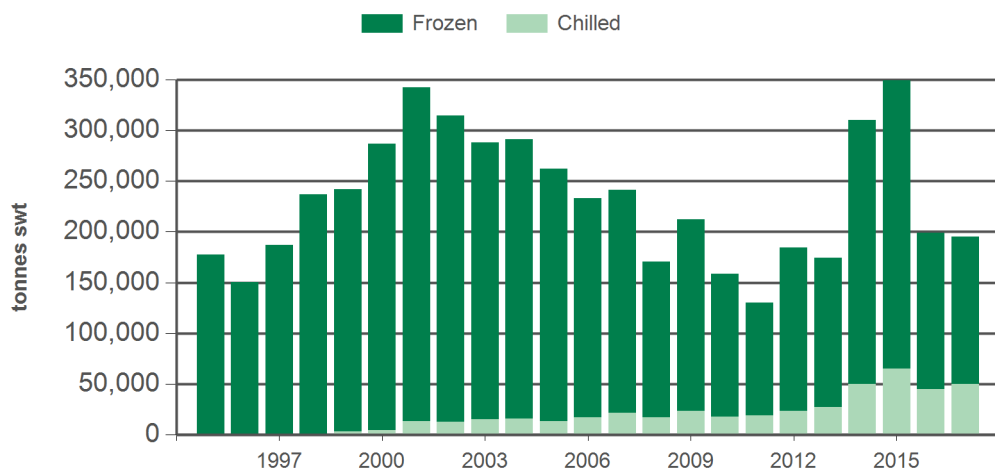
Source: DAWR, Prepared by MLA

Monthly grainfed beef exports to North America



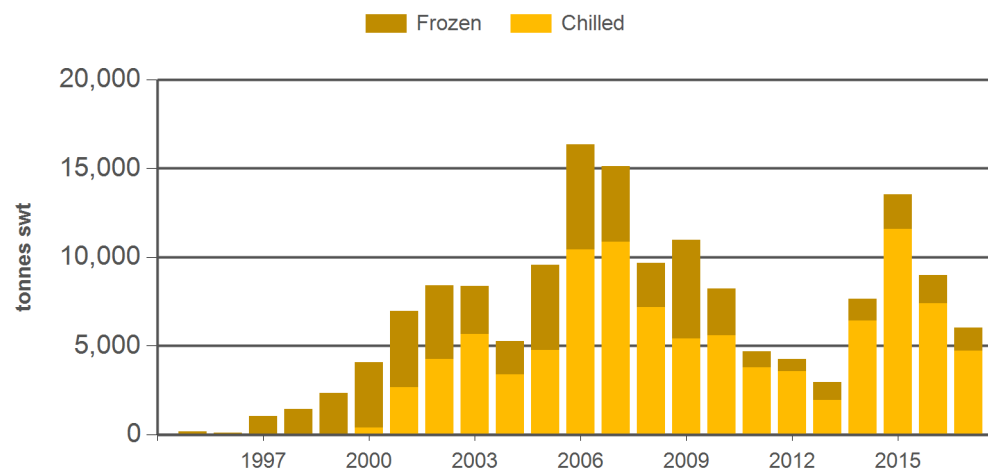
Source: DAWR, Prepared by MLA

Year-to-October grassfed beef exports to the US



Source: DAWR, Prepared by MLA

Year-to-October grainfed beef exports to the US



Source: DAWR, Prepared by MLA

Historical beef exports - Calendar year totals

Volume (tonnes swt)	2002	2003	2004	2005	2006	2007	2008	2009	2010	2011	2012	2013	2014	2015	2016	2017 YTD	Y-O-Y % chg.
Nth America	474,583	401,602	358,827	329,909	306,394	310,042	243,938	264,834	193,149	178,672	240,070	231,097	431,731	459,218	261,425	217,242	-4
US	385,827	368,010	349,744	319,752	295,267	296,099	234,779	251,479	185,035	167,820	224,111	212,703	397,889	415,951	242,013	201,127	-3
Canada	82,926	29,003	7,453	7,618	9,609	12,311	8,543	12,319	6,949	10,148	15,661	17,898	32,972	42,575	19,316	16,035	-8
Mexico	5,830	4,588	1,631	2,540	1,518	1,633	616	1,036	1,166	703	298	497	870	692	96	80	-17

Source: DAWR. SWT = Shipped weight. YTD = Calendar year-to-October. Y-O-Y = Year-on-year. For further information email marketinfo@mla.com.au.