

12-months ending October

Volume (tonnes swt)	Lamb		Mutton		Total	
	12-months ending October	Y-O-Y % chg.	12-months ending October	Y-O-Y % chg.	12-months ending October	Y-O-Y % chg.
Total	51,941	29	30,275	9	82,216	21
China	46,728	27	25,533	9	72,261	20
Hong Kong	3,146	180	1,579	1,548	4,725	288
Taiwan	2,067	-9	3,163	-27	5,229	-21

Calendar year-to-October

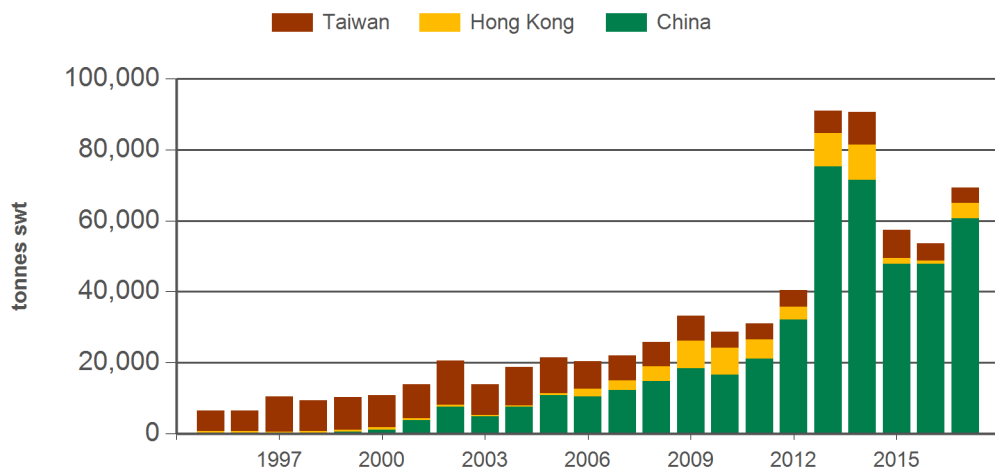
Lamb		Mutton		Total	
2017 YTD	Y-O-Y % chg.	2017 YTD	Y-O-Y % chg.	2017 YTD	Y-O-Y % chg.
43,525	28	25,846	32	69,371	29
38,958	24	21,678	31	60,636	27
2,787	248	1,566	1,588	4,353	388
1,779	-8	2,602	-14	4,381	-11

Month of October

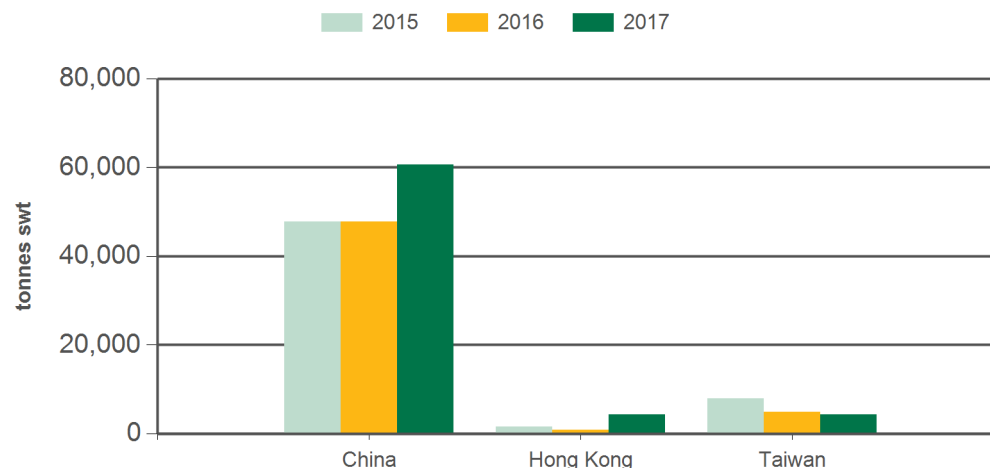
Lamb			Mutton			Total		
2017 October	M-O-M % chg.	Y-O-Y % chg.	2017 October	M-O-M % chg.	Y-O-Y % chg.	2017 October	M-O-M % chg.	Y-O-Y % chg.
4,992	33	54	7,646	79	276	12,639	57	140
3,911	22	31	6,622	98	310	10,533	61	130
979	144	632	630	1	1,828	1,610	57	867
102	-37	-18	394	29	2	496	6	-3

Source: DAWR. SWT = Shipped weight. YTD = Calendar year-to-October. Y-O-Y = Year-on-year. M-O-M = Month-on-month. For further information email marketinfo@mla.com.au.

Year-to-October sheepmeat exports to Greater China

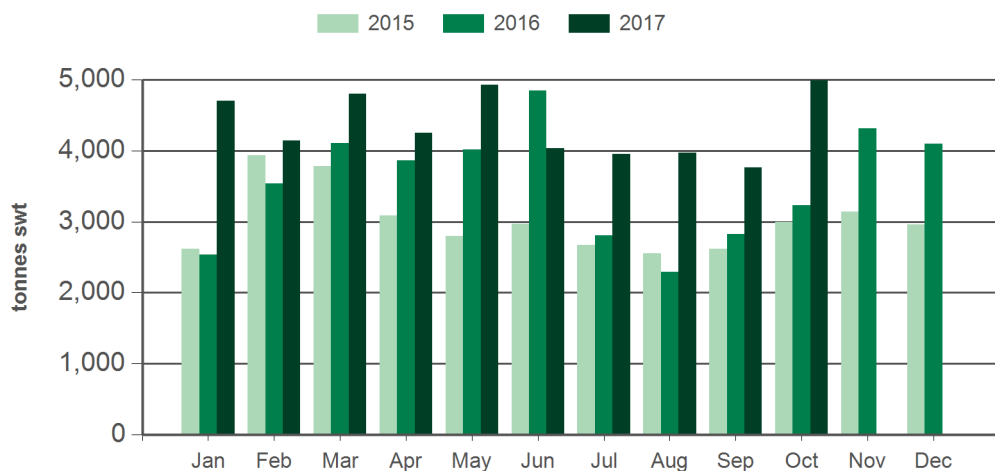


Source: DAWR, Prepared by MLA



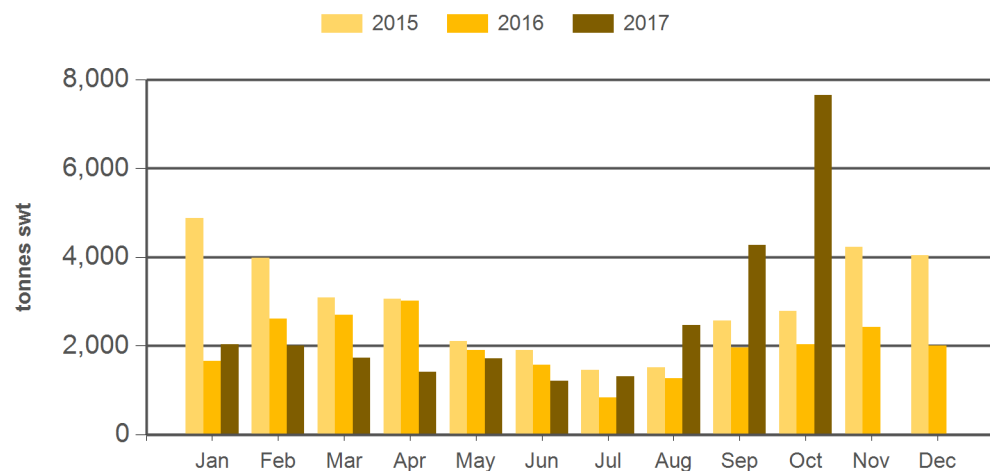
Source: DAWR, Prepared by MLA

Monthly lamb exports Greater China



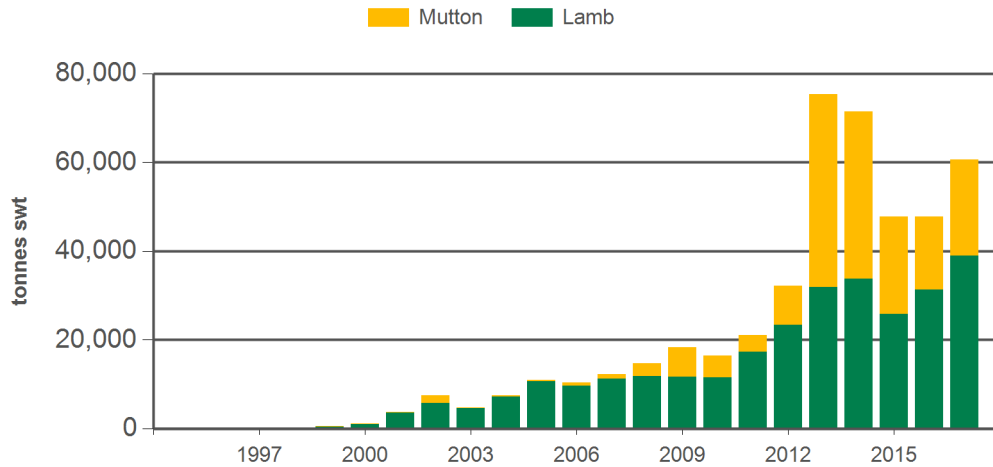
Source: DAWR, Prepared by MLA

Monthly mutton exports Greater China



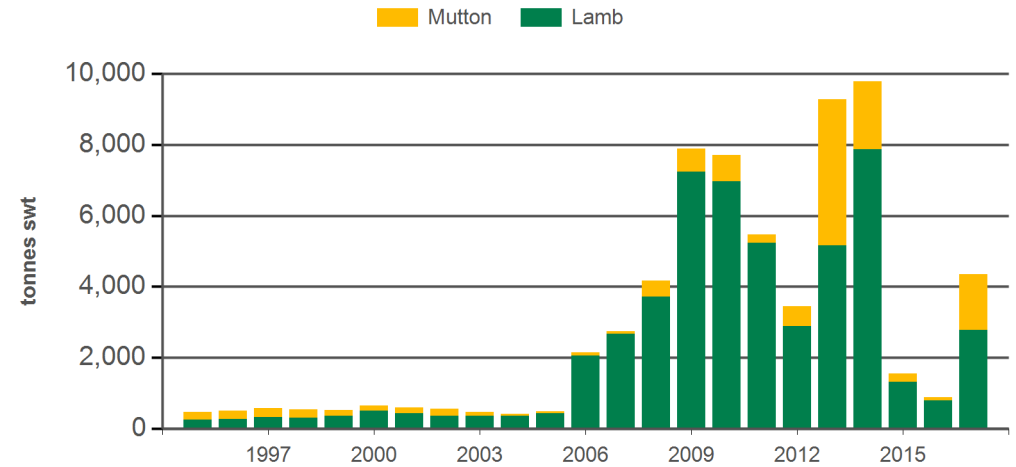
Source: DAWR, Prepared by MLA

Year-to-October sheepmeat exports to China



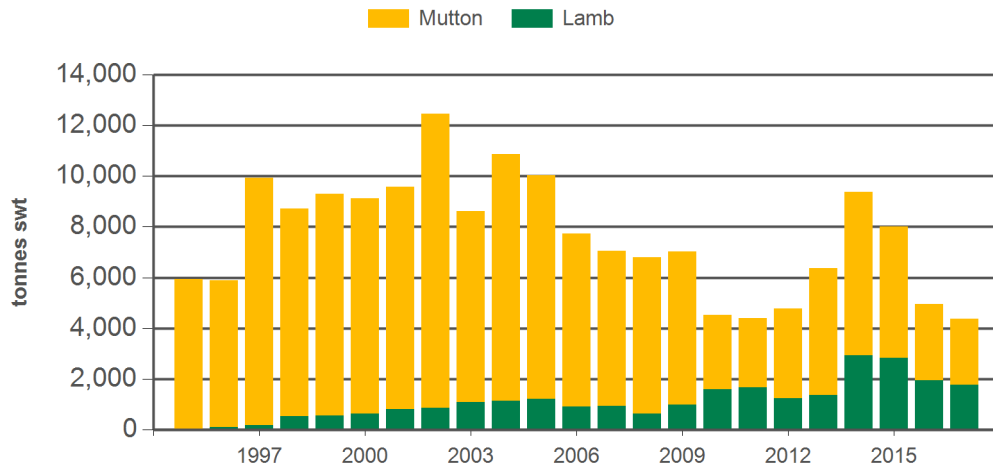
Source: DAWR, Prepared by MLA

Year-to-October sheepmeat exports to Hong Kong




Source: DAWR, Prepared by MLA

Year-to-October sheepmeat exports to Taiwan




Source: DAWR, Prepared by MLA


NEED MORE INFORMATION?



Click here for further prices and market information:
<http://www.mla.com.au/prices-markets>



To download all historical data, click here to access MLA's statistics database:
<http://statistics.mla.com.au>



Email marketinfo@mla.com.au to subscribe to this or any other of MLA's market information reports

Historical sheepmeat exports - Calendar year totals

Volume (tonnes swt)	2003	2004	2005	2006	2007	2008	2009	2010	2011	2012	2013	2014	2015	2016	2017 YTD	Y-O-Y % chg.
Total	18,880	24,442	27,109	25,792	29,175	32,479	42,923	37,510	38,753	56,754	120,086	113,531	71,771	66,507	69,371	29
China	6,893	9,770	13,881	12,567	16,146	18,303	22,373	22,438	26,307	45,874	97,423	88,905	60,220	59,449	60,636	27
Hong Kong	601	510	634	2,649	4,219	5,918	11,378	8,875	6,675	4,399	14,180	12,970	1,879	1,264	4,353	388
Taiwan	11,386	14,162	12,584	10,576	8,807	8,258	9,172	6,188	5,770	6,482	8,483	11,656	9,672	5,793	4,381	-11

Source: DAWR. SWT = Shipped weight. YTD = Calendar year-to-October. For further information email marketinfo@mla.com.au.