

12-months ending October

Volume (tonnes swt)	Chilled		Frozen		Total	
	12-months ending October	Y-O-Y % chg.	12-months ending October	Y-O-Y % chg.	12-months ending October	Y-O-Y % chg.
Middle East	57,792	0	50,708	-1	108,501	-1
Nth Africa	0		912	-54	912	-54
UAE	18,694	0	10,872	-9	29,567	-4
Saudi Arabia	3,208	-27	15,728	9	18,936	1
Qatar	15,483	1	1,583	-43	17,065	-5
Jordan	8,041	-25	3,244	2	11,285	-19
Kuwait	4,704	57	5,690	18	10,394	33
Bahrain	4,462	-18	3,377	57	7,839	3
Oman	455	31	7,280	-5	7,735	-4
Egypt	0	-100	929	-55	929	-55
Other	2,745		2,918		5,663	

Middle East	51,665	1	10,416	-6	62,081	0
Nth Africa	0		255	-69	255	-69
UAE	17,835	1	2,437	-25	20,272	-3
Saudi Arabia	3,188	-27	2,450	5	5,639	-16
Qatar	14,757	-3	294	-12	15,051	-3
Jordan	8,003	-25	2,677	0	10,681	-20
Kuwait	4,604	54	673	33	5,277	51
Bahrain	216	9	435	-16	651	-9
Oman	454	32	113	-37	568	9
Egypt	0	-100	194	-1	194	-13
Other	2,608		1,396		4,004	

Calendar year-to-October

Chilled		Frozen		Total	
2017 YTD	Y-O-Y % chg.	2017 YTD	Y-O-Y % chg.	2017 YTD	Y-O-Y % chg.
48,115	-3	42,478	2	90,593	-1
0	-	664	-62	664	-62
15,237	-1	9,088	-8	24,326	-4
2,559	-32	13,715	17	16,273	5
13,152	-2	1,153	-46	14,305	-8
6,582	-27	2,956	31	9,538	-15
3,970	55	4,399	19	8,369	34
3,507	-32	3,011	52	6,517	-8
367	17	5,610	-12	5,976	-11
0	-	835	-49	835	-50
2,742		2,375		5,117	

43,105	-1	8,805	4	51,910	0
0	-	223	-68	223	-68
14,515	0	1,943	-24	16,458	-4
2,542	-32	2,174	9	4,716	-18
12,487	-6	244	-8	12,731	-6
6,550	-26	2,401	39	8,952	-15
3,874	52	478	11	4,352	46
166	-10	427	5	593	0
366	18	75	-34	441	4
0	-	154	2	154	-14
2,605		1,133		3,738	

Month of October

Chilled			Frozen			Total		
2017 October	M-O-M % chg.	Y-O-Y % chg.	2017 October	M-O-M % chg.	Y-O-Y % chg.	2017 October	M-O-M % chg.	Y-O-Y % chg.
5,503	11	20	3,867	-16	9	9,370	-2	15
0	-	-	71	-69	-19	71	-69	-19
1,584	16	1	831	26	20	2,415	19	7
229	24	-10	1,164	17	27	1,393	18	19
1,145	-17	-1	101	77	-64	1,245	-13	-13
697	-5	-10	283	-66	24	979	-38	-2
470	7	32	406	-13	107	876	-3	59
314	-4	-30	203	143	1	517	25	-21
72	195	120	516	-10	-22	589	-1	-15
0	-	-	75	-52	180	75	-52	180
993			358			1,350		

4,890	8	21	816	-16	20	5,706	4	21
0	-	-	47	-5	101	47	-5	101
1,492	16	1	186	14	-25	1,678	16	-3
228	24	-10	170	8	-2	398	17	-7
963	-28	-16	16	107	23	979	-27	-15
691	-4	-10	226	-38	156	917	-16	7
438	4	25	49	34	1,126	487	7	37
14	-8	-51	43	-14	-35	56	-13	-40
72	195	120	2	19	-29	74	183	108
0	-	-	10	-45	-54	10	-45	-54
992			162			1,154		

12-months ending October

Volume (tonnes swt)	Chilled		Frozen		Total	
	12-months ending October	Y-O-Y % chg.	12-months ending October	Y-O-Y % chg.	12-months ending October	Y-O-Y % chg.
Middle East	6,127	-7	40,292	0	46,419	-1
Nth Africa	0		657	-44	657	-44
UAE	859	-20	8,435	-3	9,294	-5
Saudi Arabia	20	-13	13,278	10	13,297	10
Qatar	726	1,099	1,289	-47	2,015	-19
Jordan	38	-77	567	7	605	-13
Kuwait	100	410	5,017	17	5,117	18
Bahrain	4,246	-19	2,941	79	7,188	5
Oman	1	-82	7,166	-5	7,167	-5
Egypt	0		735	-60	735	-60
Other	137		1,522		1,658	

Calendar year-to-October

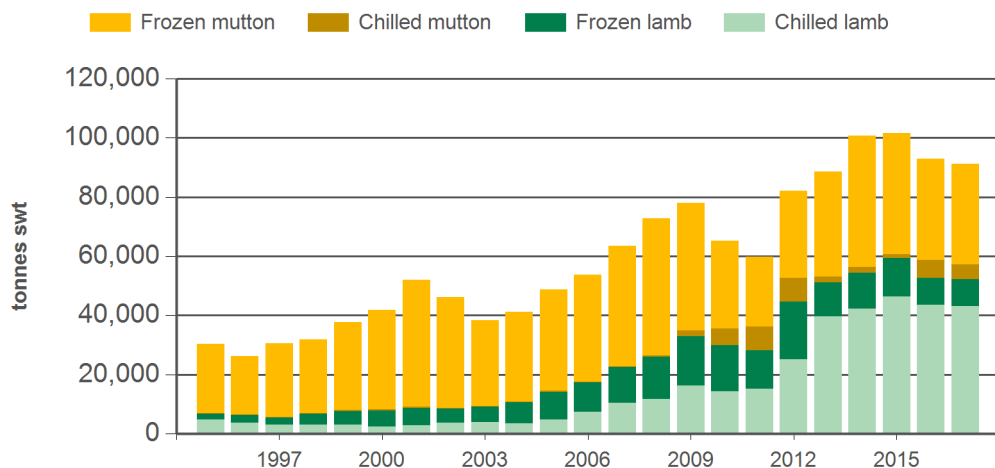
Chilled		Frozen		Total	
2017 YTD	Y-O-Y % chg.	2017 YTD	Y-O-Y % chg.	2017 YTD	Y-O-Y % chg.
5,010	-18	33,672	2	38,683	-1
0	-	441	-59	441	-59
723	-17	7,145	-3	7,868	-4
17	-18	11,541	19	11,558	19
665	1,198	909	-51	1,575	-18
32	-79	555	5	587	-14
96	486	3,921	20	4,017	22
3,341	-33	2,584	65	5,925	-9
1	-84	5,535	-12	5,535	-12
0	-	681	-55	681	-55
137		1,242		1,379	

Month of October

Chilled			Frozen			Total		
2017 October	M-O-M % chg.	Y-O-Y % chg.	2017 October	M-O-M % chg.	Y-O-Y % chg.	2017 October	M-O-M % chg.	Y-O-Y % chg.
613	33	16	3,051	-16	6	3,665	-11	8
0	-	-	24	-87	-63	24	-87	-63
92	8	3	645	30	46	737	26	39
1	1,249	50	994	19	33	995	19	33
181	441	1,358	85	73	-68	267	222	-4
6	-29	252	56	-88	-59	62	-87	-56
32	73	627	357	-17	86	389	-14	98
300	-4	-29	161	371	18	461	32	-17
0	-	-	514	-10	-22	514	-10	-22
0	-	-	66	-52	1,010	66	-52	1,010
1			196			197		

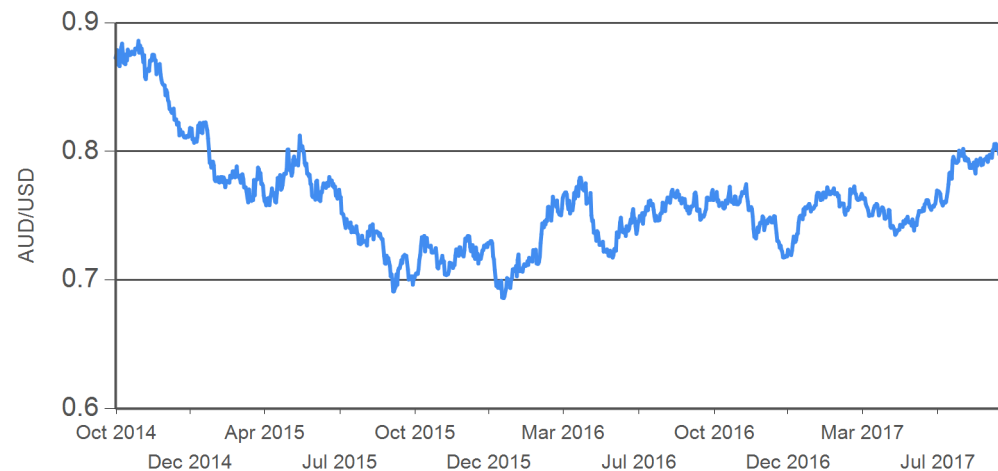
Source: DAWR. SWT = Shipped weight. YTD = Calendar year-to-October. Y-O-Y = Year-on-year. M-O-M = Month-on-month. MENA = Middle East & North African countries. For further information email marketinfo@mla.com.au.

Year-to-October sheepmeat exports to MENA



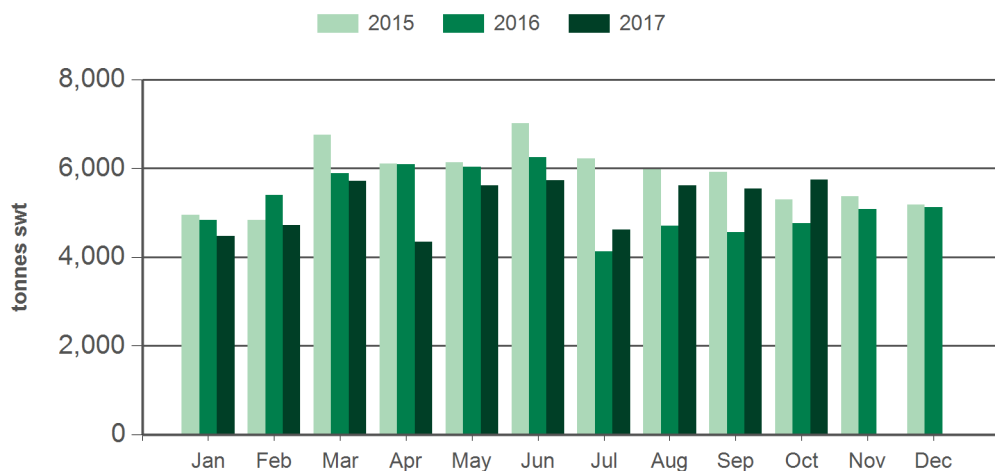
Source: DAWR, Prepared by MLA

AUD/USD



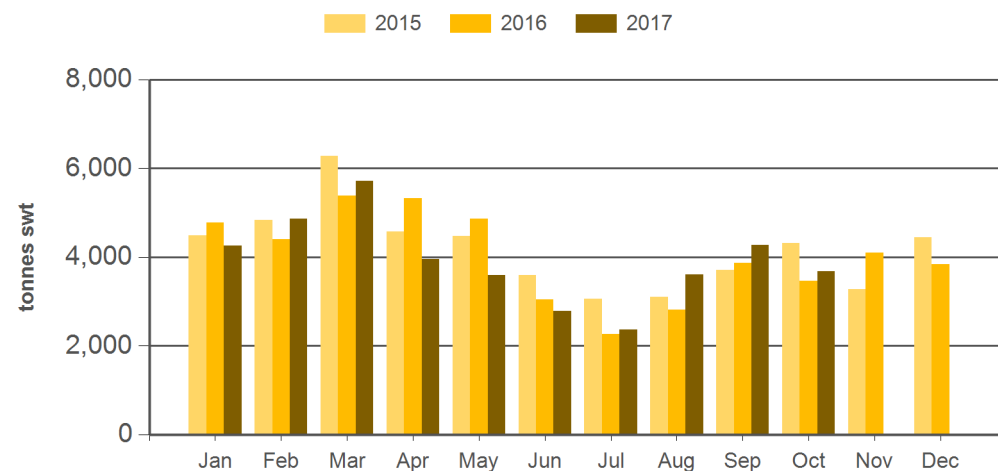
Source: xe.com, Prepared by MLA

Monthly lamb exports to MENA



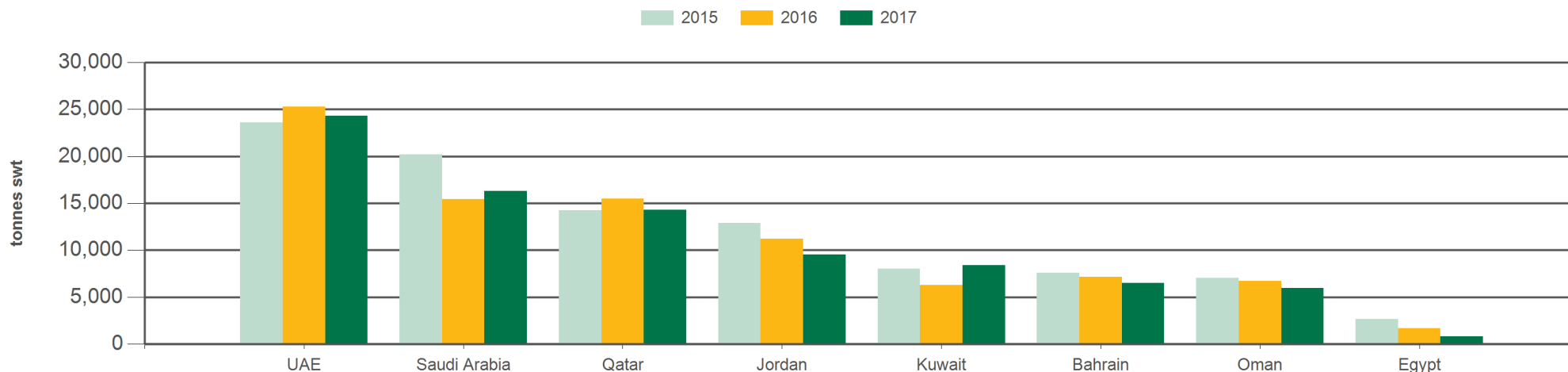
Source: DAWR, Prepared by MLA

Monthly mutton exports to MENA



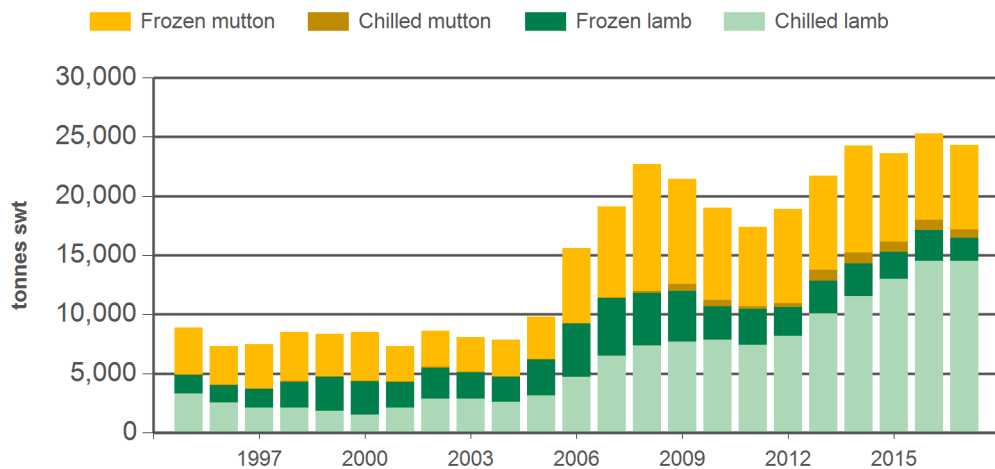
Source: DAWR, Prepared by MLA

Year-to-October sheepmeat exports



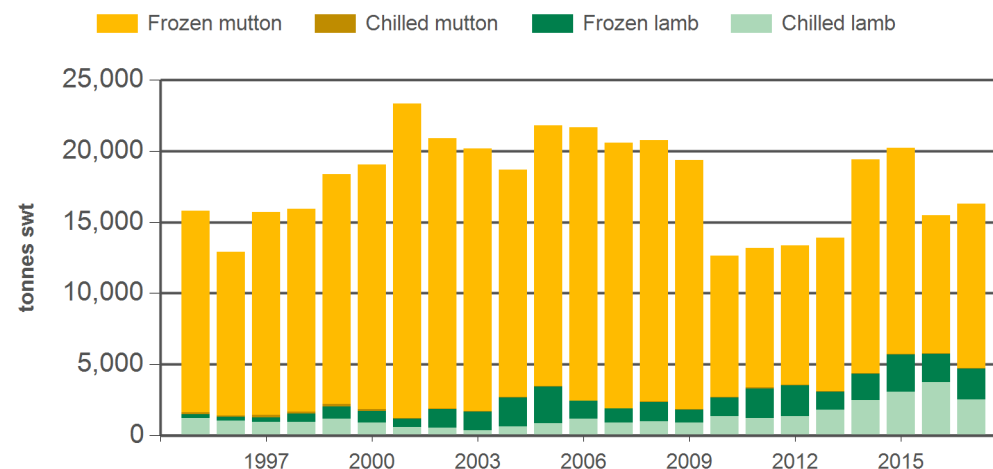
Source: DAWR, Prepared by MLA

Year-to-October sheepmeat exports to the UAE



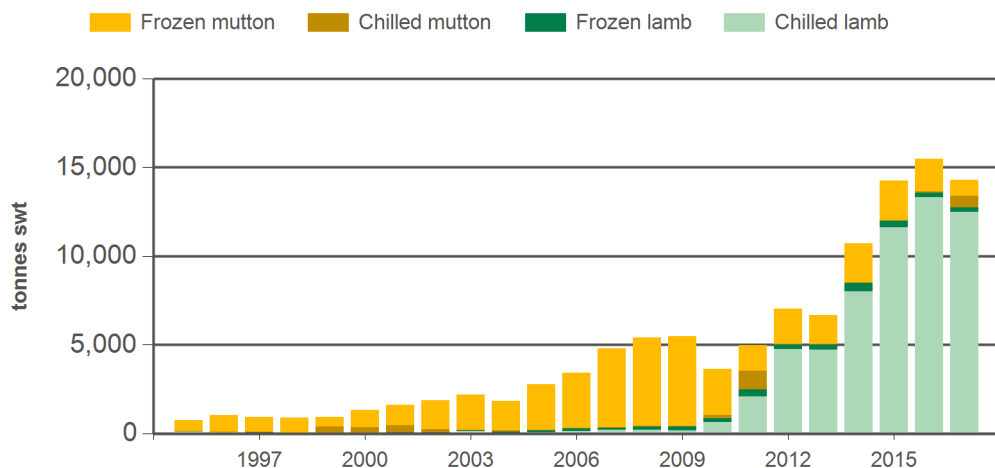
Source: DAWR, Prepared by MLA

Year-to-October sheepmeat exports to Saudi Arabia



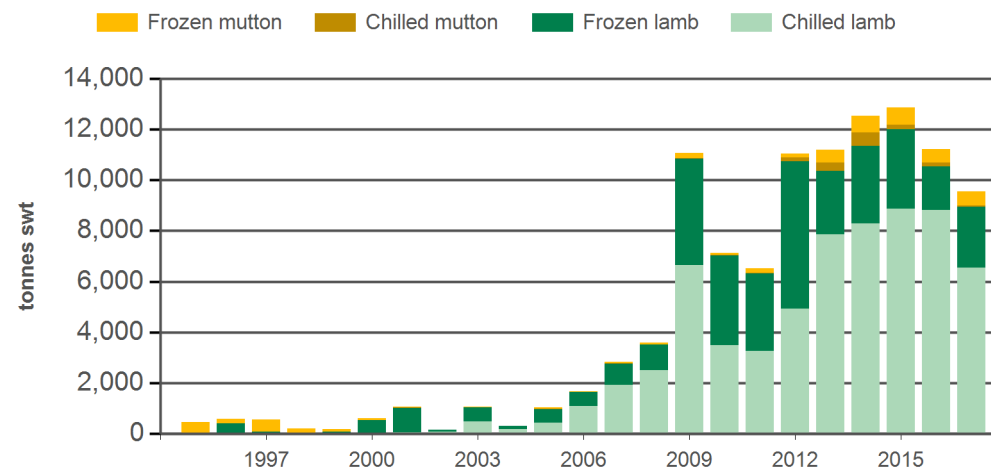
Source: DAWR, Prepared by MLA

Year-to-October sheepmeat exports to Qatar



Source: DAWR, Prepared by MLA

Year-to-October sheepmeat exports to Jordan



Source: DAWR, Prepared by MLA

Historical sheepmeat exports - Calendar year totals

Volume (tonnes swt)	2002	2003	2004	2005	2006	2007	2008	2009	2010	2011	2012	2013	2014	2015	2016	2017 YTD	Y-O-Y % chg.
Middle East	45,642	41,997	39,408	50,104	60,776	70,878	76,106	87,919	79,551	74,542	98,523	100,688	117,080	117,294	109,016	90,593	-1
Nth Africa	13,259	3,766	12,206	8,148	7,406	7,178	9,019	5,072	1,729	801	3,901	4,979	5,097	2,660	2,000	664	-62
UAE	10,402	9,825	9,801	12,069	19,635	22,760	26,159	25,601	23,346	21,373	24,331	26,128	30,067	28,980	30,533	24,326	-4
Saudi Arabia	26,046	23,366	22,523	26,298	27,112	25,063	23,513	23,813	14,986	15,571	16,620	16,544	23,664	23,515	18,117	16,273	5
Qatar	2,046	2,687	2,247	3,278	4,650	6,560	6,698	5,903	5,013	6,157	8,461	7,981	12,798	16,760	18,254	14,305	-8
Jordan	366	1,136	324	1,291	1,973	3,484	5,264	13,456	8,722	9,539	13,972	13,801	15,714	15,631	12,956	9,538	-15
Kuwait	3,052	2,558	2,828	4,470	4,456	7,128	7,190	9,880	5,356	5,924	8,732	9,126	8,955	9,561	8,291	8,369	34
Bahrain	384	211	105	64	82	111	144	1,160	5,937	7,385	9,643	13,363	11,987	8,040	8,444	6,517	-8
Other	16,604	5,979	13,787	10,783	10,273	12,950	16,158	13,178	17,920	9,394	20,666	18,724	18,992	17,467	14,422	11,928	

Source: DAWR. SWT = Shipped weight. YTD = Calendar year-to-October. Y-O-Y = Year-on-year. For further information email marketinfo@mla.com.au.