

12-months ending November

Volume (tonnes swt)	Chilled		Frozen		Total	
	12-months ending November	Y-O-Y % chg.	12-months ending November	Y-O-Y % chg.	12-months ending November	Y-O-Y % chg.
Total	17,147	-18	525	-17	17,672	-18
Grainfed	13,088	-19	513	20	13,601	-18
Grassfed	4,059	-14	12	-94	4,071	-17

Calendar year-to-November

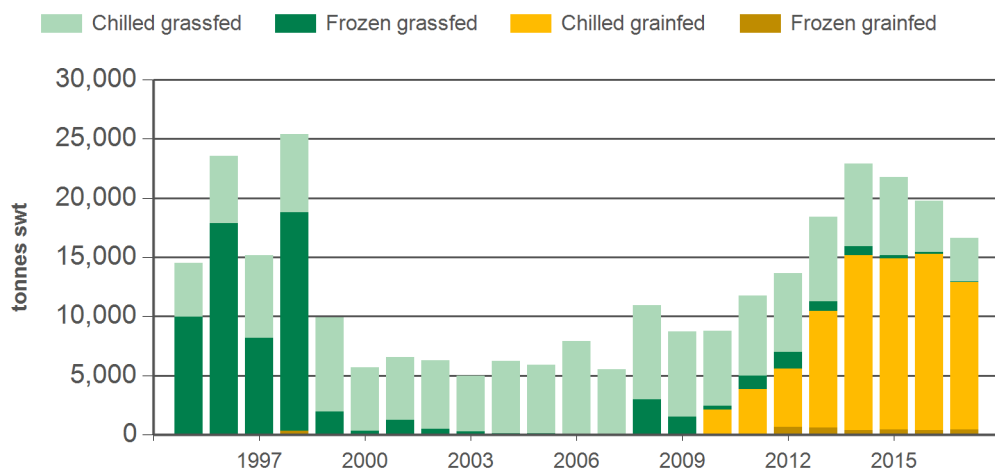
Chilled		Frozen		Total	
2017 YTD	Y-O-Y % chg.	2017 YTD	Y-O-Y % chg.	2017 YTD	Y-O-Y % chg.
16,141	-16	456	-8	16,596	-16
12,467	-16	444	22	12,911	-16
3,674	-15	12	-91	3,686	-18

Month of November

Chilled			Frozen			Total		
2017 November	M-O-M % chg.	Y-O-Y % chg.	2017 November	M-O-M % chg.	Y-O-Y % chg.	2017 November	M-O-M % chg.	Y-O-Y % chg.
1,276	3	-7	16	-58	-	1,292	1	-5
866	12	-10	16	-58	-	883	9	-8
409	-12	1	-	-	-	409	-12	1

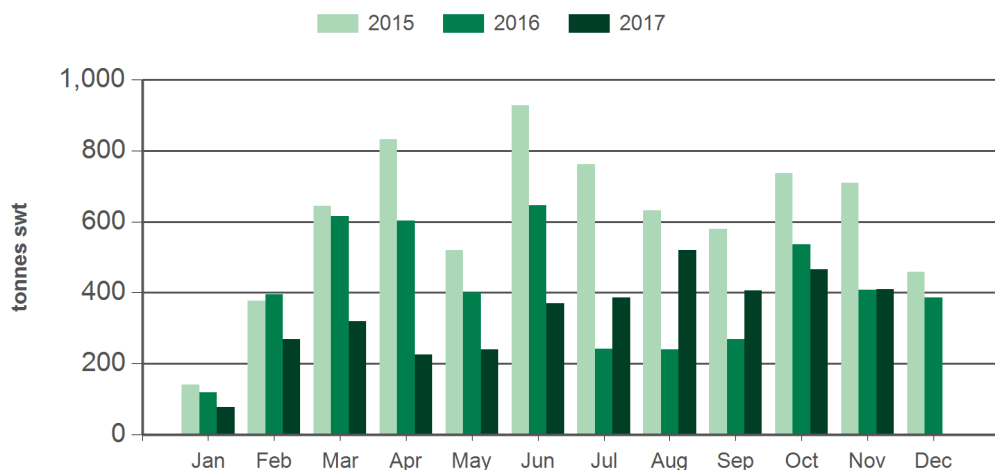
Source: DAWR. SWT = Shipped weight. YTD = Calendar year-to-November. Y-O-Y = Year-on-year. M-O-M = Month-on-month. Grainfed is the prefix for grainfed beef. Grassfed is the prefix for grassfed beef. For further information email marketinfo@mla.com.au.

Year-to-November beef exports to the EU



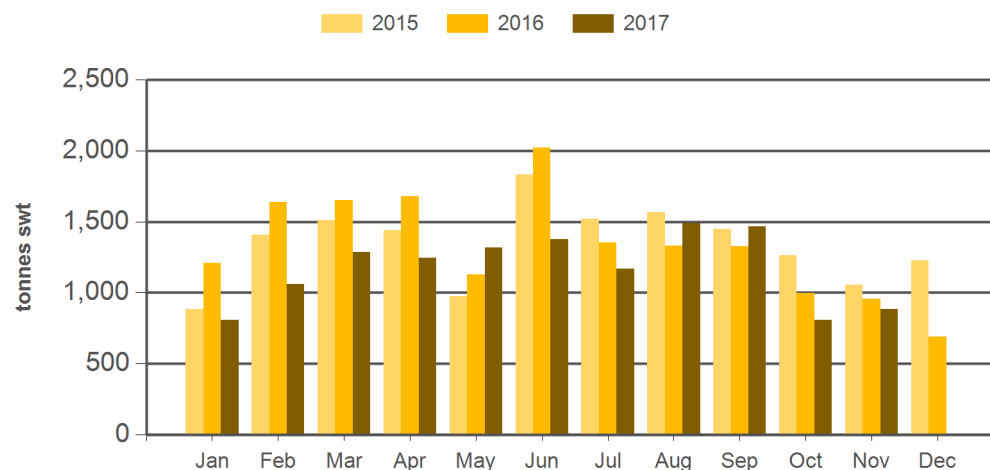
Source: DAWR, Prepared by MLA

Monthly grassfed beef exports to the EU



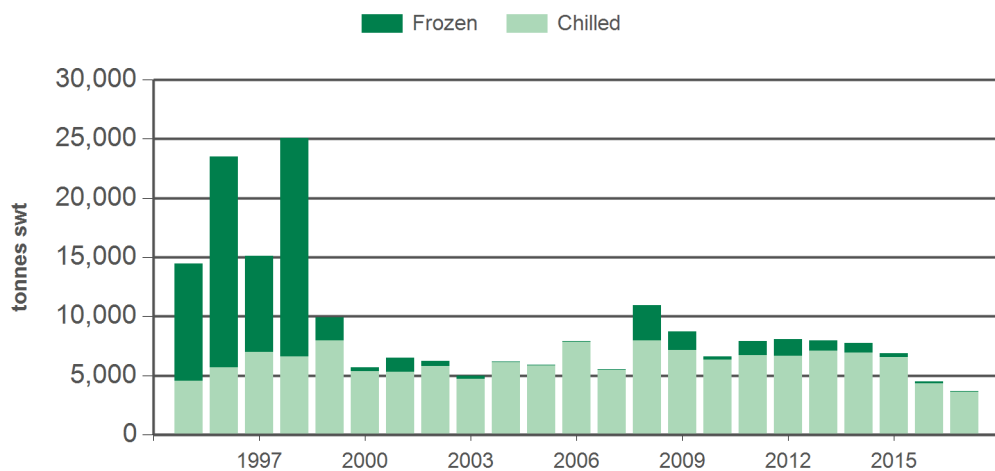
Source: DAWR, Prepared by MLA

Monthly grainfed beef exports to the EU



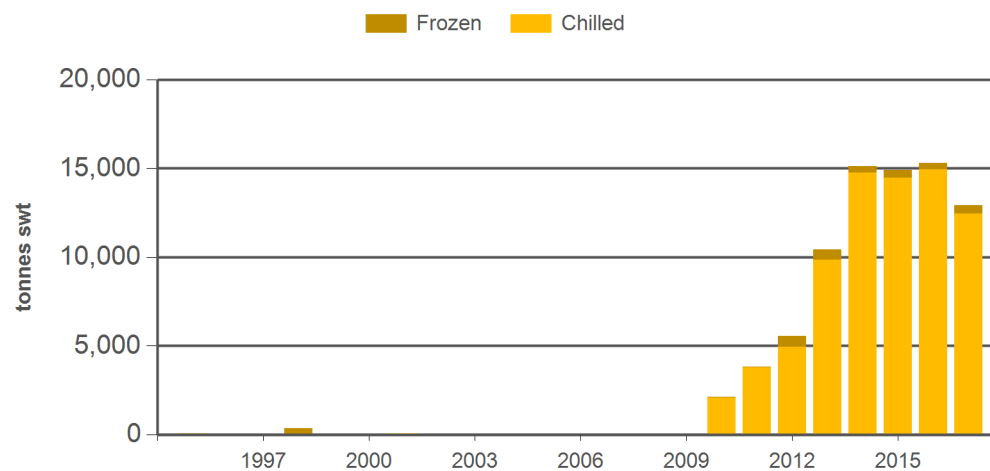
Source: DAWR, Prepared by MLA

Year-to-November grassfed beef exports to the EU



Source: DAWR, Prepared by MLA

Year-to-November grainfed beef exports to the EU



Source: DAWR, Prepared by MLA

Historical beef exports - Calendar year totals

Volume (tonnes swt)	2002	2003	2004	2005	2006	2007	2008	2009	2010	2011	2012	2013	2014	2015	2016	2017 YTD	Y-O-Y % chg.
Total	6,849	5,670	6,756	6,469	8,457	5,953	11,876	9,307	9,885	12,836	14,949	19,927	24,619	23,445	20,841	16,596	-16
Grainfed	24	0	11	28	0	8	37	13	2,546	4,224	6,263	11,502	16,483	16,128	15,980	12,911	-16
Grassfed	6,825	5,670	6,745	6,441	8,456	5,945	11,839	9,294	7,339	8,612	8,686	8,425	8,135	7,317	4,862	3,686	-18

Source: DAWR. YTD = Calendar year-to-November. Grainfed is the prefix for grainfed beef. Grassfed is the prefix for grassfed beef. For further information email marketinfo@mla.com.au.

NEED MORE INFORMATION?



Click here for further prices and market information:
<http://www.mla.com.au/prices-markets>



To download all historical data, click here to access MLA's statistics database:
<http://statistics.mla.com.au>



Email marketinfo@mla.com.au to subscribe to this or any other of MLA's market information reports