

# Australian beef exports

## Monthly trade summary

### November 2017

#### 12-months ending November

Volume (tonnes swt)	Chilled		Frozen		Total	
	12-months ending November	Y-O-Y % chg.	12-months ending November	Y-O-Y % chg.	12-months ending November	Y-O-Y % chg.
Total	277,682	-1	738,665	-3	1,016,347	-2
US	64,339	3	174,798	-11	239,137	-8
Japan	117,057	0	174,644	20	291,701	11
South Korea	34,752	-3	116,796	-19	151,548	-16
China	6,075	-10	99,938	8	106,013	7
Canada	1,508	-31	17,517	-5	19,024	-8
Taiwan	5,016	1	26,082	-3	31,098	-3
Indonesia	4,228	4	46,492	-14	50,720	-13
Philippines	810	14	31,526	3	32,336	3
EU	17,147	-18	525	-17	17,672	-18
Saudi Arabia	2,596	-30	7,033	-23	9,629	-25
Malaysia	2,153	7	8,539	4	10,692	4
UAE	5,188	3	3,382	-14	8,569	-4
Singapore	3,658	3	2,215	-35	5,873	-16
Hong Kong	3,334	2	3,761	217	7,095	59
Thailand	1,650	17	4,256	6	5,907	9
Other	8,171		21,160		29,331	

#### Calendar year-to-November

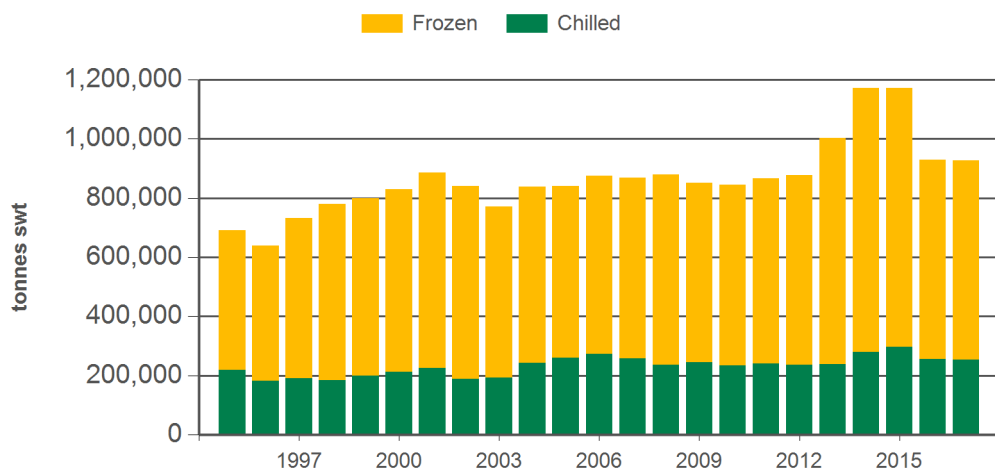
Chilled		Frozen		Total	
2017 YTD	Y-O-Y % chg.	2017 YTD	Y-O-Y % chg.	2017 YTD	Y-O-Y % chg.
253,340	-1	673,656	0	926,996	0
58,947	5	156,883	-4	215,830	-1
108,019	0	160,428	20	268,447	11
30,578	-6	103,779	-20	134,357	-17
5,401	-8	92,563	16	97,964	14
1,475	-27	16,567	2	18,043	-2
4,546	-1	23,873	-1	28,419	-1
3,535	-11	42,574	-20	46,109	-19
703	3	30,406	10	31,109	10
16,141	-16	456	-8	16,596	-16
2,395	-17	6,622	-15	9,017	-15
1,966	8	7,725	2	9,691	3
4,674	2	3,199	-8	7,874	-2
3,260	3	2,012	-37	5,272	-17
2,999	2	3,614	237	6,614	65
1,352	18	3,384	4	4,736	8
7,349		19,570		26,919	

#### Month of November

Chilled			Frozen			Total		
2017 November	M-O-M % chg.	Y-O-Y % chg.	2017 November	M-O-M % chg.	Y-O-Y % chg.	2017 November	M-O-M % chg.	Y-O-Y % chg.
23,572	3	0	64,279	1	2	87,851	2	1
4,152	-11	20	10,551	-25	44	14,703	-22	36
10,383	3	-9	15,428	18	1	25,812	12	-3
3,285	14	-5	10,463	23	-36	13,748	21	-31
642	3	2	11,149	4	63	11,790	4	58
127	28	238	1,881	-4	137	2,008	-3	141
437	5	21	2,736	14	1	3,174	13	3
300	13	-45	3,924	12	-33	4,224	12	-34
134	139	32	2,362	-44	-33	2,496	-41	-32
1,276	3	-7	16	-58	-	1,292	1	-5
221	-30	2	497	-7	2	718	-15	2
162	-15	-21	734	27	-4	896	17	-7
538	10	7	217	6	29	755	9	13
356	11	3	189	30	-19	545	17	-6
335	16	7	1,080	13	760	1,415	14	224
176	25	46	1,093	276	68	1,268	195	64
1,048			1,960			3,008		

Source: DAWR. SWT = Shipped weight. YTD = Calendar year-to-November. Y-O-Y = Year-on-year. M-O-M = Month-on-month. For further information email [marketinfo@mla.com.au](mailto:marketinfo@mla.com.au).

#### Year-to-November beef exports



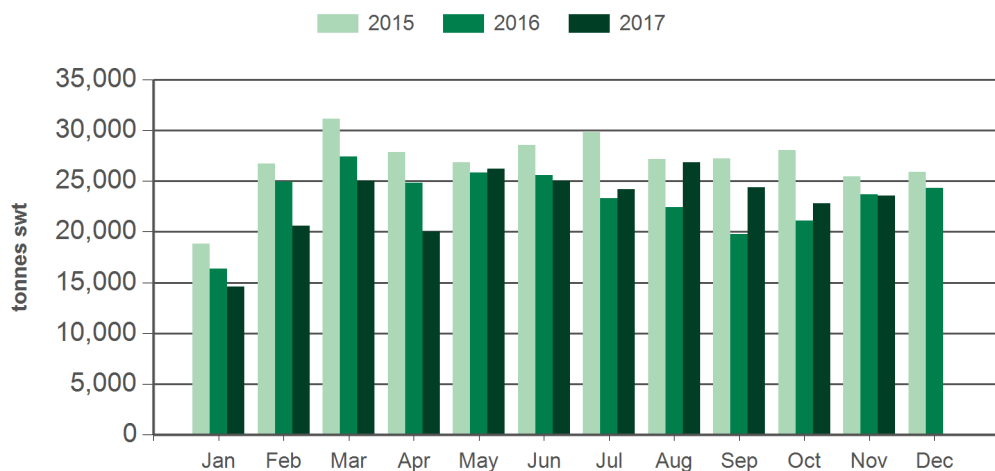
Source: DAWR, Prepared by MLA

#### AUD/USD



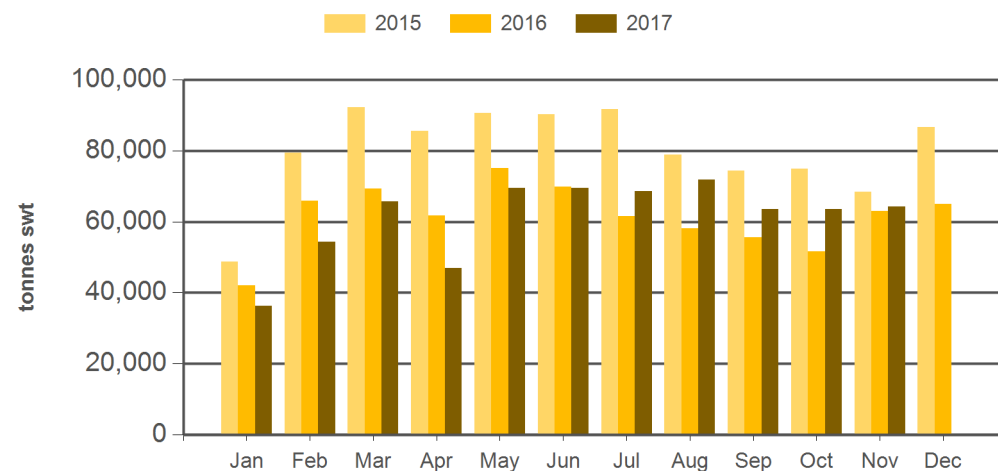
Source: xe.com, Prepared by MLA

#### Monthly chilled beef exports



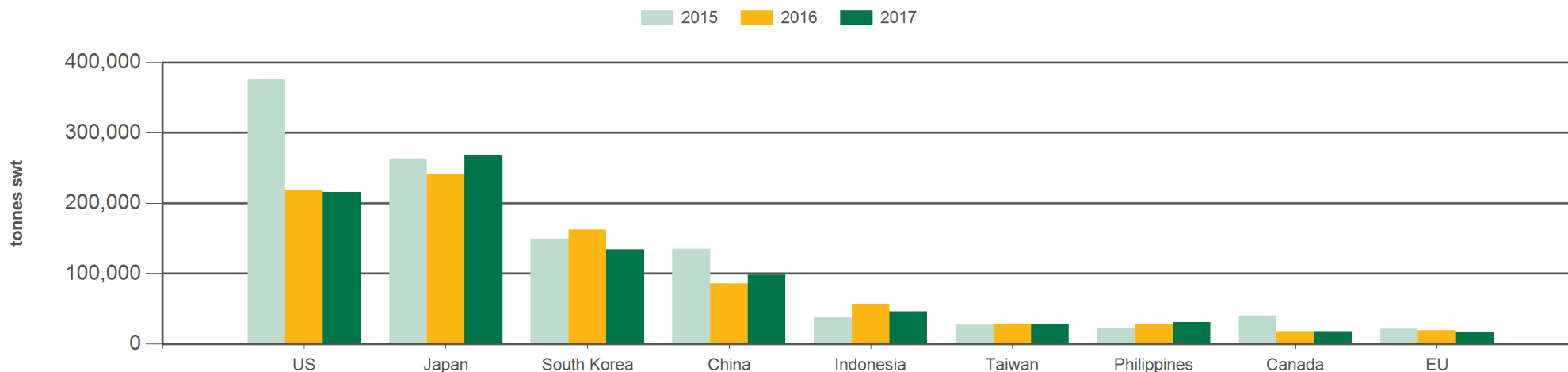
Source: DAWR, Prepared by MLA

#### Monthly frozen beef exports



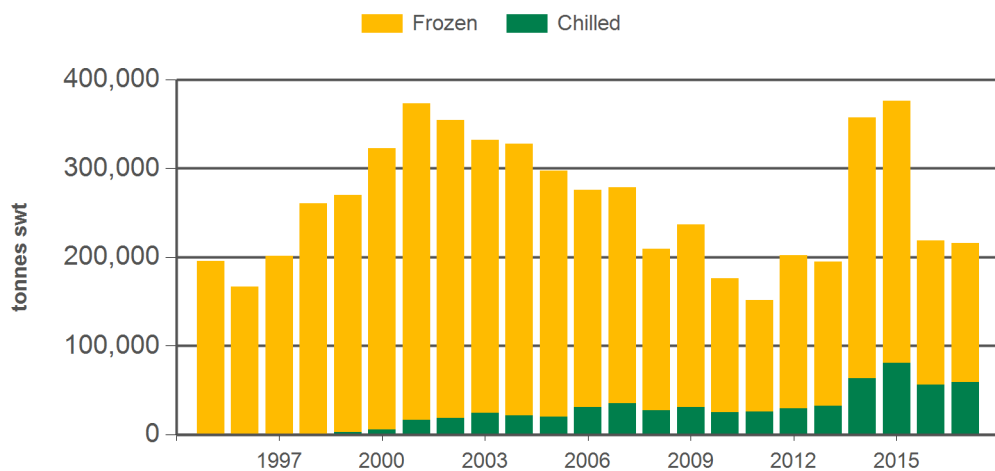
Source: DAWR, Prepared by MLA

#### Year-to-November beef exports



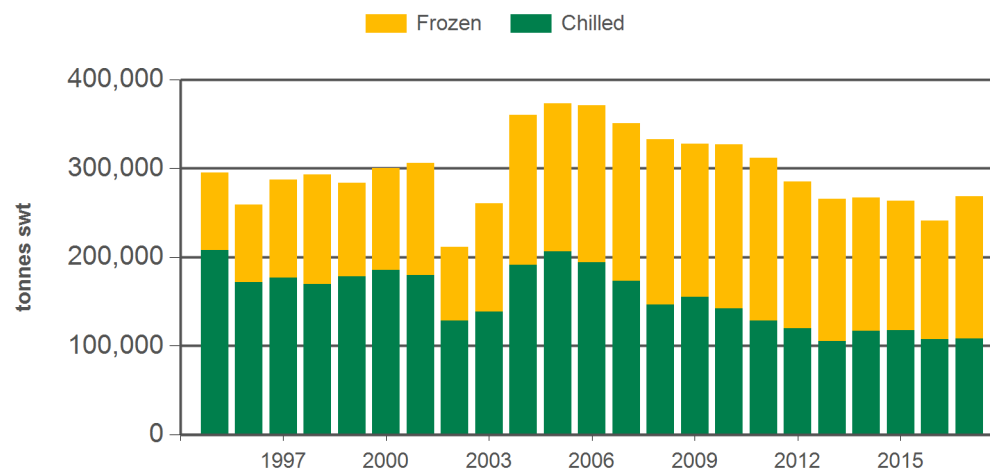
Source: DAWR, Prepared by MLA

#### Year-to-November beef exports to the US



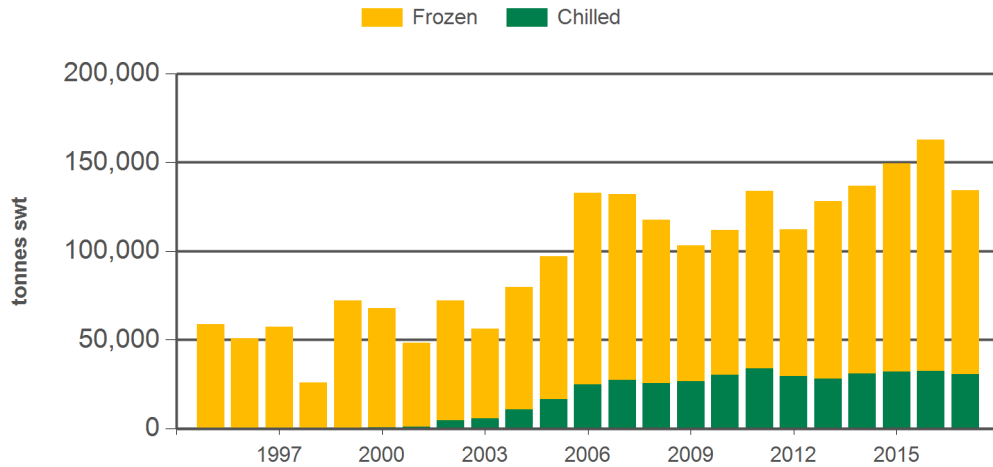
Source: DAWR, Prepared by MLA

#### Year-to-November beef exports to Japan



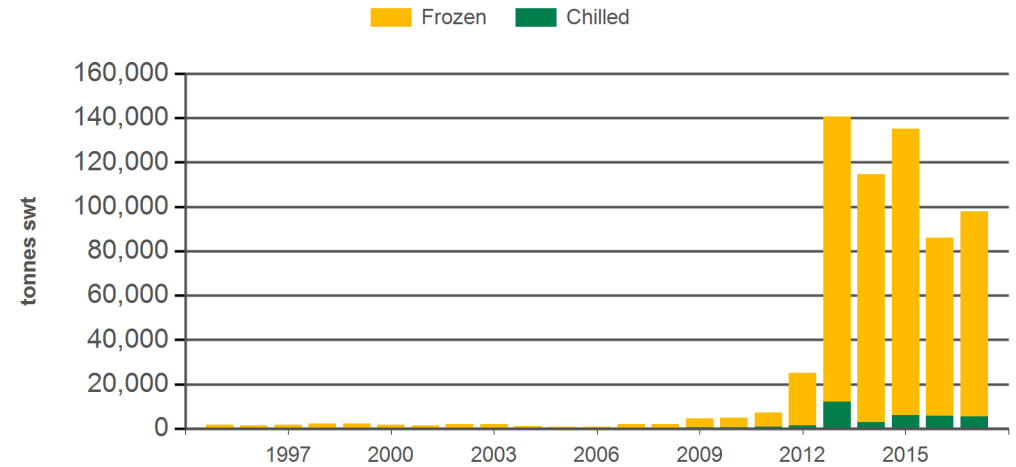
Source: DAWR, Prepared by MLA

#### Year-to-November beef exports to South Korea



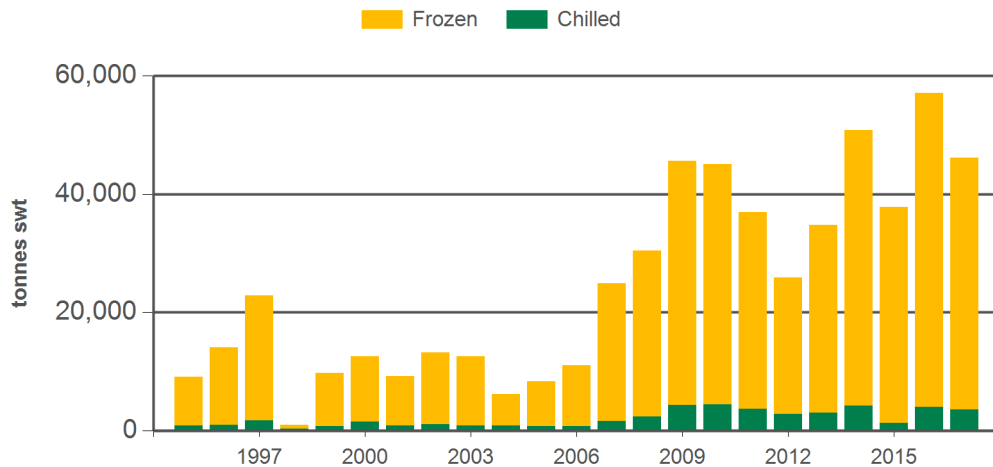
Source: DAWR, Prepared by MLA

#### Year-to-November beef exports to China




Source: DAWR, Prepared by MLA


#### Year-to-November beef exports to Indonesia




Source: DAWR, Prepared by MLA

**NEED MORE INFORMATION?**

- 

Click here for further prices and market information:  
<http://www.mla.com.au/prices-markets>
- 

To download all historical data, click here to access MLA's statistics database:  
<http://statistics.mla.com.au>
- 

Email [marketinfo@mla.com.au](mailto:marketinfo@mla.com.au) to subscribe to this or any other of MLA's market information reports

**Historical beef exports - Calendar year totals**

Volume (tonnes swt)	2002	2003	2004	2005	2006	2007	2008	2009	2010	2011	2012	2013	2014	2015	2016	2017 YTD	Y-O-Y % chg.
Total	920,330	840,917	913,755	909,396	953,933	941,421	957,482	927,279	922,833	949,195	963,782	1,099,487	1,287,012	1,285,073	1,018,105	926,996	0
US	385,827	368,010	349,744	319,752	295,267	296,099	234,779	251,479	185,035	167,820	224,111	212,703	397,889	415,951	242,013	215,830	-1
Japan	236,957	279,316	393,471	405,085	405,796	377,866	364,304	356,569	356,213	342,188	308,540	288,796	293,780	285,224	264,325	268,447	11
South Korea	80,153	62,262	93,310	106,444	149,663	148,933	127,207	115,482	124,161	146,347	125,957	144,365	150,918	166,588	179,854	134,357	-17
China	2,370	2,120	1,265	1,012	849	2,146	2,682	5,287	5,600	7,754	32,906	154,833	124,586	148,222	94,040	97,964	14
Canada	82,926	29,003	7,453	7,618	9,609	12,311	8,543	12,319	6,949	10,148	15,661	17,898	32,972	42,575	19,316	18,043	-2
Taiwan	34,370	31,119	26,454	30,305	28,601	29,120	27,099	31,290	30,821	36,748	38,280	35,703	36,419	30,448	31,385	28,419	-1
Indonesia	14,553	12,994	7,127	8,762	12,153	26,788	33,018	51,815	48,436	39,590	27,097	39,418	53,140	39,134	61,676	46,109	-19
Philippines	12,856	8,576	2,071	2,951	1,937	3,416	14,143	16,960	19,205	20,998	25,718	26,992	34,352	25,352	29,431	31,109	10
EU	6,849	5,670	6,756	6,469	8,457	5,953	11,876	9,307	9,885	12,836	14,949	19,927	24,619	23,445	20,841	16,596	-16
Saudi Arabia	2,338	1,773	684	319	971	897	3,650	2,981	3,390	6,017	5,241	31,126	32,213	29,629	11,271	9,017	-15
Malaysia	7,397	6,524	4,795	2,348	2,031	3,303	6,183	8,027	11,701	14,436	15,544	15,935	13,105	12,344	10,391	9,691	3
UAE	1,704	1,200	1,215	1,298	1,352	1,807	4,312	4,417	5,801	7,431	7,640	7,987	8,777	9,871	8,753	7,874	-2
Singapore	3,874	3,708	2,089	1,893	3,205	5,534	8,061	7,472	7,622	9,659	14,087	10,564	10,094	8,767	6,967	5,272	-17
Hong Kong	2,909	2,121	2,415	1,787	1,757	2,361	3,231	7,491	7,040	8,869	6,340	5,070	14,739	6,655	4,494	6,614	65
Thailand	795	626	1,013	984	1,391	1,541	1,426	1,595	1,834	2,499	2,789	4,263	5,422	5,897	5,565	4,736	8
Other	44,453	25,894	13,894	12,369	30,894	23,347	106,968	44,788	99,141	115,854	98,923	83,909	53,987	34,970	27,785	26,919	

Source: DAWR. SWT = Shipped weight. YTD = Calendar year-to-November. Y-O-Y = Year-on-year. For further information email [marketinfo@mla.com.au](mailto:marketinfo@mla.com.au).