

12-months ending November

Volume (tonnes swt)	Chilled		Frozen		Total	
	12-months ending November	Y-O-Y % chg.	12-months ending November	Y-O-Y % chg.	12-months ending November	Y-O-Y % chg.
Total	4,764	-1	10,485	-6	15,249	-5
Lamb	4,764	-1	5,596	-9	10,359	-6
Mutton	-		4,889	-3	4,889	-3

Calendar year-to-November

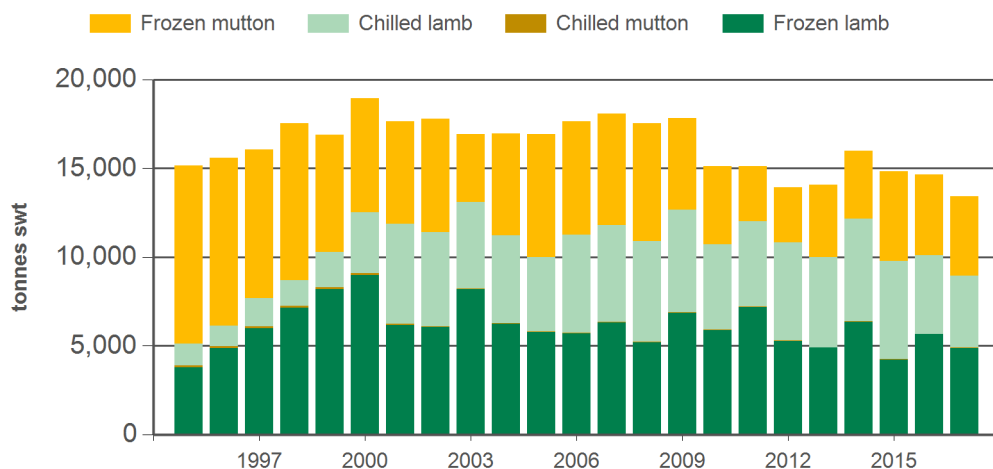
Chilled		Frozen		Total	
2017 YTD	Y-O-Y % chg.	2017 YTD	Y-O-Y % chg.	2017 YTD	Y-O-Y % chg.
4,050	-9	9,385	-8	13,435	-8
4,050	-9	4,903	-14	8,953	-11
-	-	4,482	-2	4,482	-2

Month of November

Chilled			Frozen			Total		
2017 November	M-O-M % chg.	Y-O-Y % chg.	2017 November	M-O-M % chg.	Y-O-Y % chg.	2017 November	M-O-M % chg.	Y-O-Y % chg.
378	-63	-12	756	-55	-46	1,134	-58	-38
378	-63	-12	290	-63	-63	668	-63	-45
-	-	-	465	-48	-26	465	-48	-26

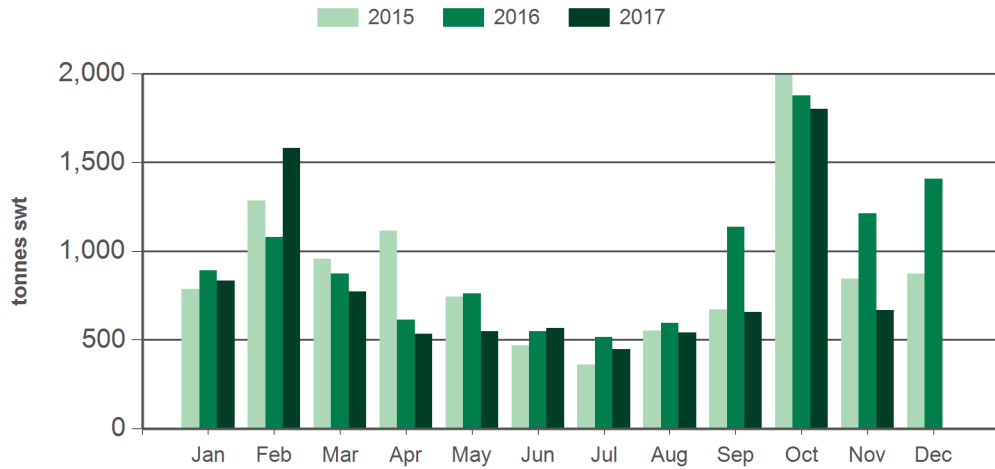
Source: DAWR. YTD = Calendar year-to-November. Y-O-Y = Year-on-year. M-O-M = Month-on-month. SWT = Shipped weight. For further information email marketinfo@mla.com.au.

Year-to-November sheepmeat exports to the EU



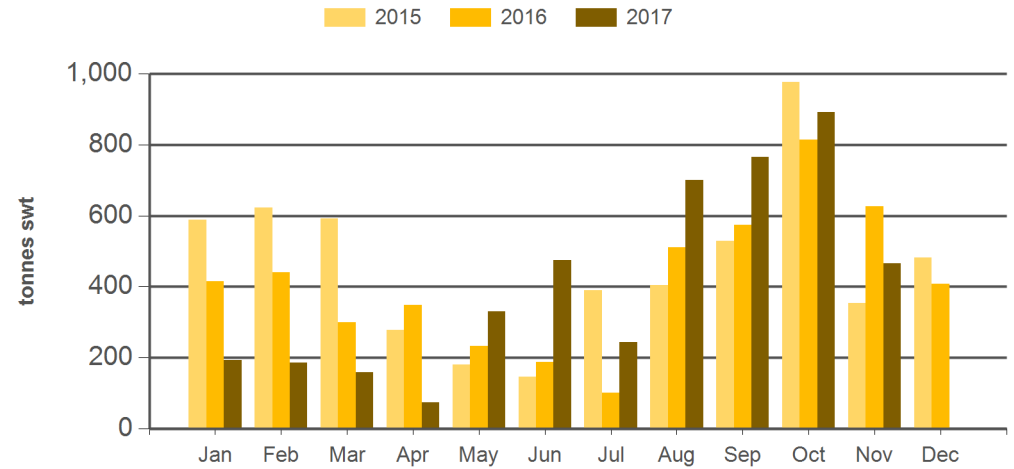
Source: DAWR, Prepared by MLA

Monthly lamb exports to the EU



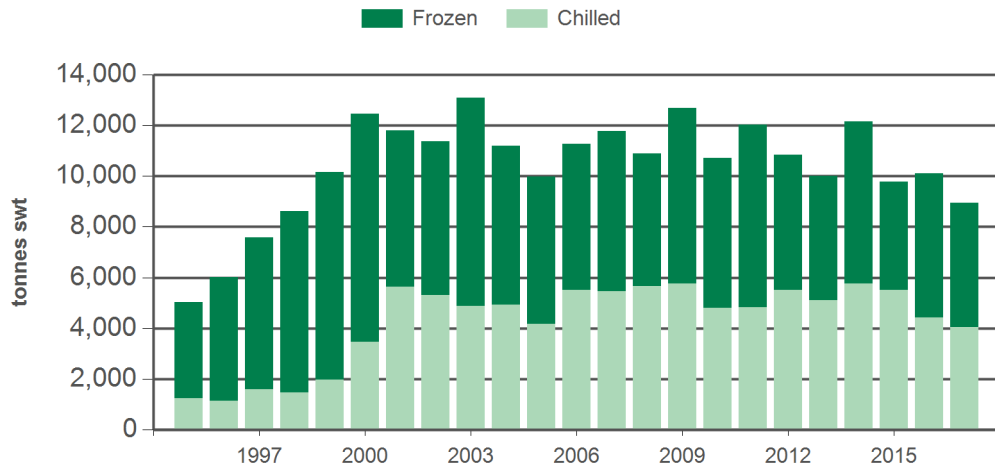
Source: DAWR, Prepared by MLA

Monthly mutton exports to the EU



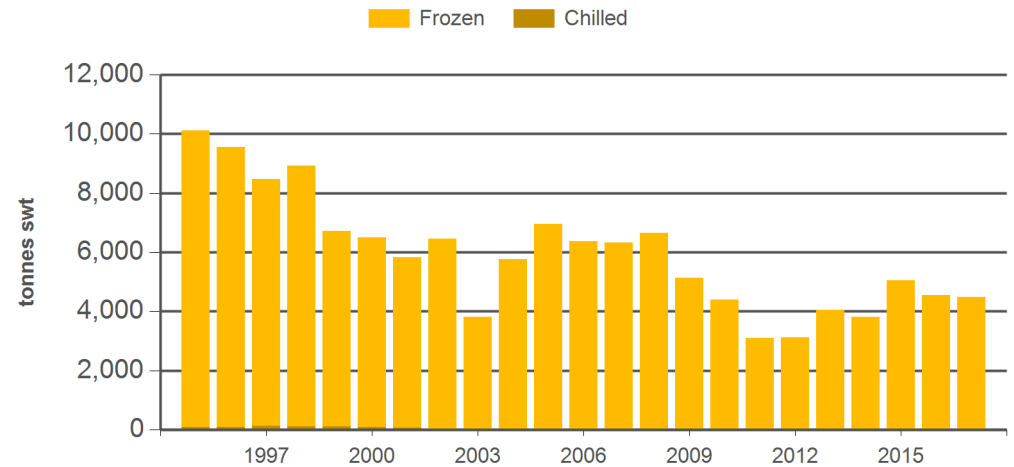
Source: DAWR, Prepared by MLA

Year-to-November lamb exports to the EU



Source: DAWR, Prepared by MLA

Year-to-November mutton exports to the EU



Source: DAWR, Prepared by MLA

Historical sheepmeat exports - Calendar year totals

Volume (tonnes swt)	2002	2003	2004	2005	2006	2007	2008	2009	2010	2011	2012	2013	2014	2015	2016	2017 YTD	Y-O-Y % chg.
Total	18,937	19,011	19,035	18,224	18,827	19,734	19,015	19,099	16,893	16,458	15,852	16,735	18,758	16,195	16,471	13,435	-8
Lamb	12,096	14,748	12,210	10,592	11,808	12,734	11,581	13,730	11,951	12,930	12,129	11,747	14,042	10,656	11,512	8,953	-11
Mutton	6,841	4,262	6,825	7,632	7,020	7,000	7,434	5,370	4,941	3,528	3,723	4,988	4,716	5,539	4,959	4,482	-2

Source: DAWR. YTD = Calendar year-to-November. SWT = Shipped weight. For further information email marketinfo@mla.com.au.

NEED MORE INFORMATION?



Click here for further prices and market information:
<http://www.mla.com.au/prices-markets>



To download all historical data, click here to access MLA's statistics database:
<http://statistics.mla.com.au>



Email marketinfo@mla.com.au to subscribe to this or any other of MLA's market information reports