

12-months ending January

Volume (tonnes swt)	Chilled		Frozen		Total	
	12-months ending January	Y-O-Y % chg.	12-months ending January	Y-O-Y % chg.	12-months ending January	Y-O-Y % chg.
Total	4,394	-8	11,009	-4	15,403	-5
Lamb	4,394	-8	5,673	-15	10,066	-12
Mutton	-		5,336	13	5,337	13

Calendar year-to-January

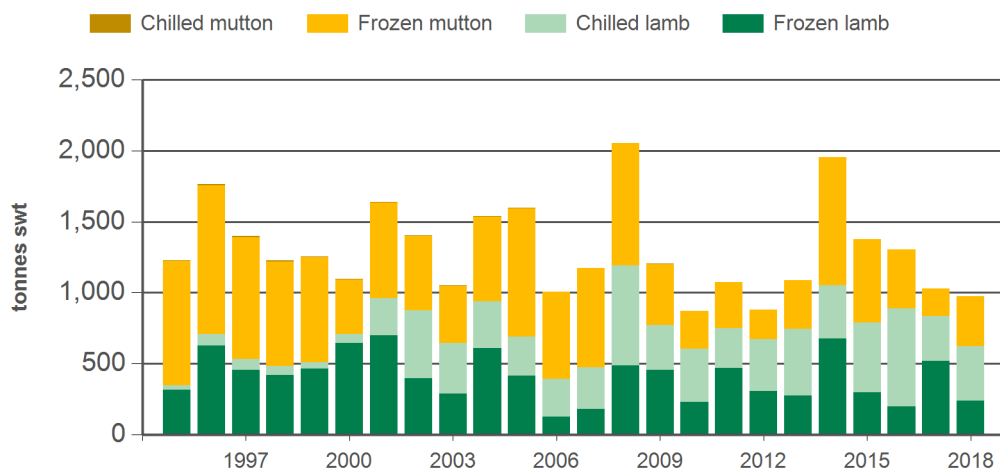
Chilled		Frozen		Total	
2018 YTD	Y-O-Y % chg.	2018 YTD	Y-O-Y % chg.	2018 YTD	Y-O-Y % chg.
381	21	595	-16	977	-5
381	21	240	-54	621	-26
-	-	356	85	356	85

Month of January

Chilled			Frozen			Total		
2018 January	M-O-M % chg.	Y-O-Y % chg.	2018 January	M-O-M % chg.	Y-O-Y % chg.	2018 January	M-O-M % chg.	Y-O-Y % chg.
381	37	21	595	-66	-16	977	-52	-5
381	37	21	240	-77	-54	621	-53	-26
-	-	-	356	-49	85	356	-49	85

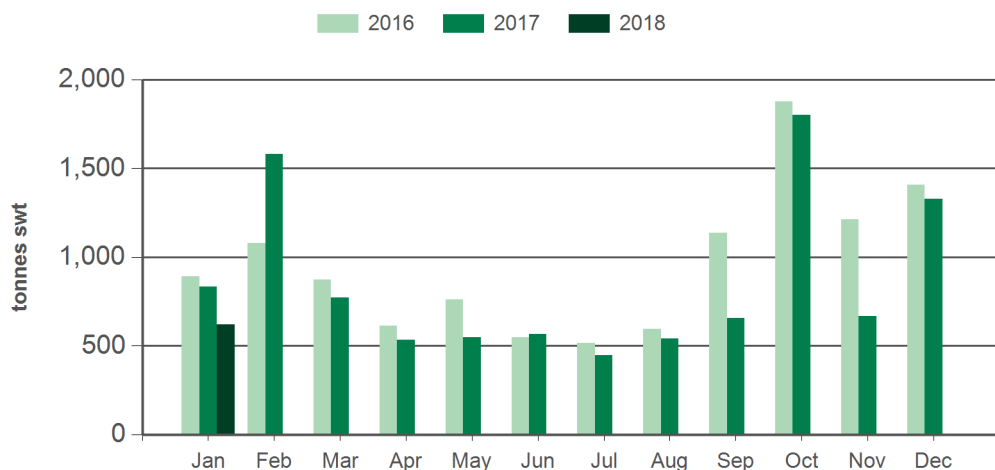
Source: DAWR. YTD = Calendar year-to-January. Y-O-Y = Year-on-year. M-O-M = Month-on-month. SWT = Shipped weight. For further information email marketinfo@mla.com.au.

Year-to-January sheepmeat exports to the EU



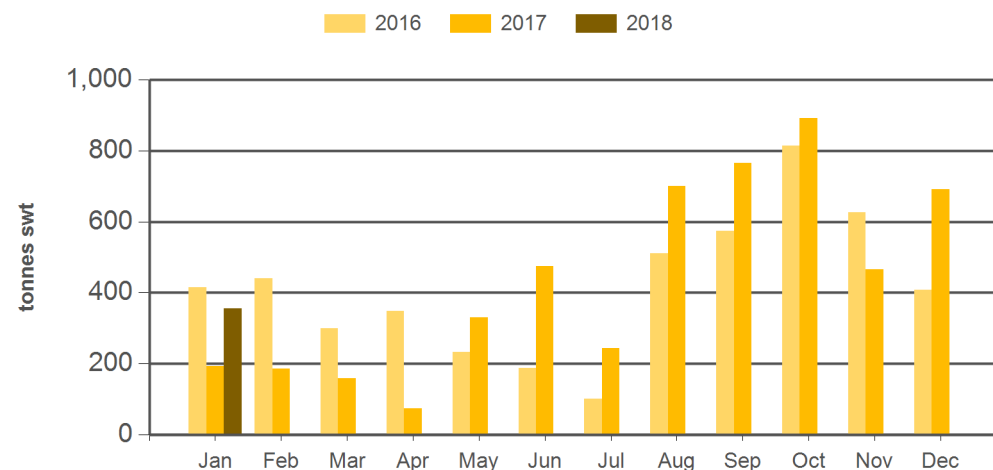
Source: DAWR, Prepared by MLA

Monthly lamb exports to the EU



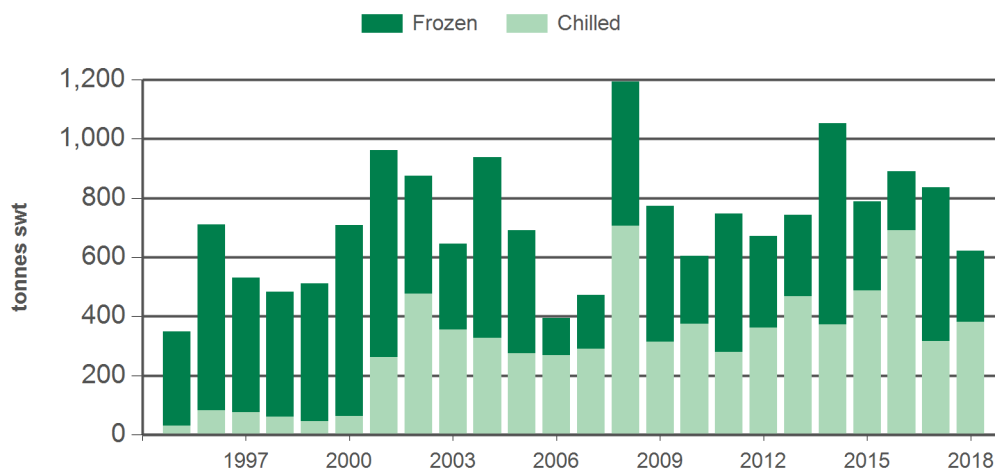
Source: DAWR, Prepared by MLA

Monthly mutton exports to the EU



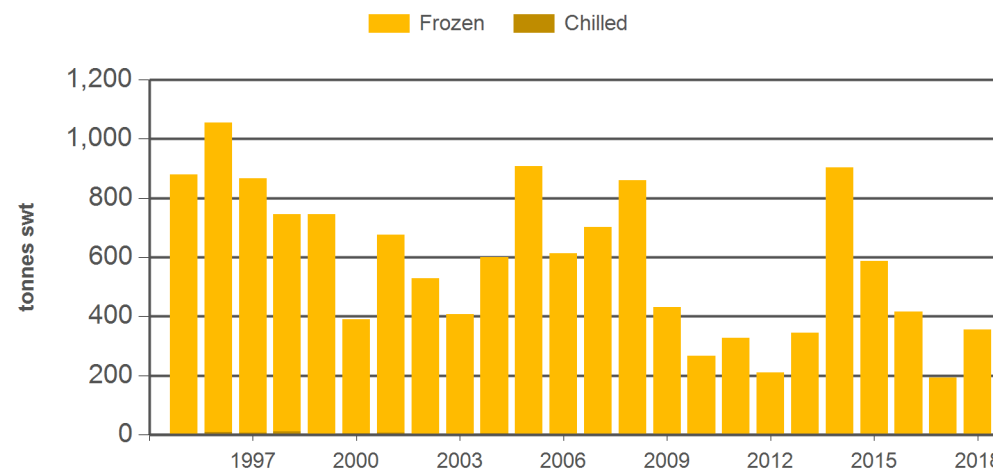
Source: DAWR, Prepared by MLA

Year-to-January lamb exports to the EU



Source: DAWR, Prepared by MLA

Year-to-January mutton exports to the EU



Source: DAWR, Prepared by MLA

Historical sheepmeat exports - Calendar year totals

Volume (tonnes swt)	2003	2004	2005	2006	2007	2008	2009	2010	2011	2012	2013	2014	2015	2016	2017	2018 YTD	Y-O-Y % chg.
Total	19,011	19,035	18,224	18,827	19,734	19,015	19,099	16,893	16,458	15,852	16,735	18,758	16,195	16,471	15,454	977	-5
Lamb	14,748	12,210	10,592	11,808	12,734	11,581	13,730	11,951	12,930	12,129	11,747	14,042	10,656	11,512	10,281	621	-26
Mutton	4,262	6,825	7,632	7,020	7,000	7,434	5,370	4,941	3,528	3,723	4,988	4,716	5,539	4,959	5,174	356	85

Source: DAWR. YTD = Calendar year-to-January. SWT = Shipped weight. For further information email marketinfo@mla.com.au.

NEED MORE INFORMATION?



Click here for further prices and market information:
<http://www.mla.com.au/prices-markets>



To download all historical data, click here to access MLA's statistics database:
<http://statistics.mla.com.au>



Email marketinfo@mla.com.au to subscribe to this or any other of MLA's market information reports