

#### 12-months ending January

| Volume<br>(tonnes swt) | Chilled                        |                    | Frozen                         |                    | Total                          |                    |
|------------------------|--------------------------------|--------------------|--------------------------------|--------------------|--------------------------------|--------------------|
|                        | 12-months<br>ending<br>January | Y-O-Y<br>%<br>chg. | 12-months<br>ending<br>January | Y-O-Y<br>%<br>chg. | 12-months<br>ending<br>January | Y-O-Y<br>%<br>chg. |
| Total                  | 1,634                          | 2                  | 37,222                         | -7                 | 38,856                         | -7                 |
| Malaysia               | 88                             | -15                | 21,521                         | -14                | 21,609                         | -14                |
| Singapore              | 1,194                          | 2                  | 10,738                         | 7                  | 11,932                         | 6                  |
| Indonesia              | 24                             | 7                  | 2,428                          | 0                  | 2,452                          | 1                  |
| Vietnam                | 20                             | 31                 | 359                            | 7                  | 379                            | 8                  |
| Brunei                 | 18                             | 44                 | 967                            | -1                 | 985                            | 0                  |
| Thailand               | 280                            | 14                 | 587                            | 7                  | 867                            | 9                  |
| Philippines            | 8                              | 145                | 570                            | -13                | 578                            | -12                |
| Other                  | 1                              |                    | 53                             |                    | 54                             |                    |

#### Calendar year-to-January

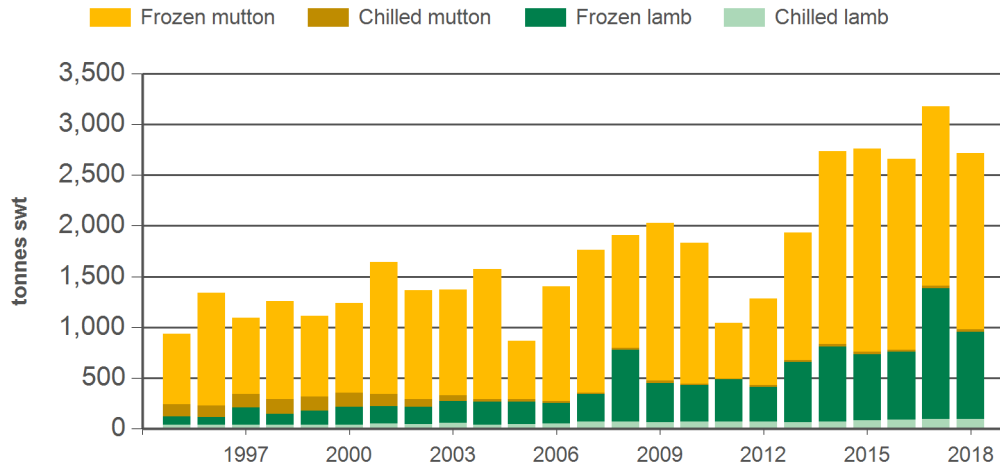
| Chilled     |                    | Frozen      |                    | Total       |                    |
|-------------|--------------------|-------------|--------------------|-------------|--------------------|
| 2018<br>YTD | Y-O-Y<br>%<br>chg. | 2018<br>YTD | Y-O-Y<br>%<br>chg. | 2018<br>YTD | Y-O-Y<br>%<br>chg. |
| 125         | 2                  | 2,594       | -15                | 2,719       | -14                |
| 5           | -49                | 1,407       | -34                | 1,412       | -34                |
| 86          | 5                  | 782         | 62                 | 868         | 54                 |
| 0           | -79                | 261         | -2                 | 261         | -2                 |
| 2           | 51                 | 26          | 50                 | 28          | 50                 |
| 4           | -13                | 74          | 11                 | 77          | 10                 |
| 26          | 14                 | 19          | -53                | 45          | -29                |
| 1           | -                  | 23          | -42                | 25          | -39                |
| 0           |                    | 3           |                    | 3           |                    |

#### Month of January

| Chilled         |                    |                    | Frozen          |                    |                    | Total           |                    |                    |
|-----------------|--------------------|--------------------|-----------------|--------------------|--------------------|-----------------|--------------------|--------------------|
| 2018<br>January | M-O-M<br>%<br>chg. | Y-O-Y<br>%<br>chg. | 2018<br>January | M-O-M<br>%<br>chg. | Y-O-Y<br>%<br>chg. | 2018<br>January | M-O-M<br>%<br>chg. | Y-O-Y<br>%<br>chg. |
| 125             | -13                | 2                  | 2,594           | -3                 | -15                | 2,719           | -4                 | -14                |
| 5               | -35                | -49                | 1,407           | -10                | -34                | 1,412           | -10                | -34                |
| 86              | -11                | 5                  | 782             | 18                 | 62                 | 868             | 15                 | 54                 |
| 0               | -80                | -79                | 261             | -2                 | -2                 | 261             | -2                 | -2                 |
| 2               | 35                 | 51                 | 26              | -21                | 50                 | 28              | -19                | 50                 |
| 4               | -                  | -13                | 74              | -1                 | 11                 | 77              | 4                  | 10                 |
| 26              | -23                | 14                 | 19              | -29                | -53                | 45              | -26                | -29                |
| 1               | -1                 | -                  | 23              | -59                | -42                | 25              | -58                | -39                |
| 0               |                    |                    | 3               |                    |                    | 3               |                    |                    |

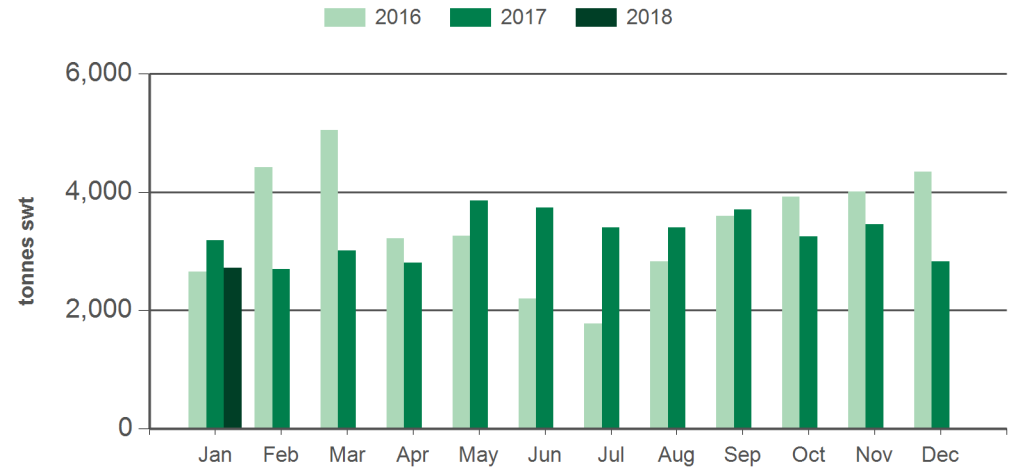
Source: DAWR. SWT = Shipped weight. YTD = Calendar year-to-January. Y-O-Y = Year-on-year. M-O-M = Month-on-month. For further information email [marketinfo@mla.com.au](mailto:marketinfo@mla.com.au).

#### Year-to-January sheepmeat exports to South East Asia



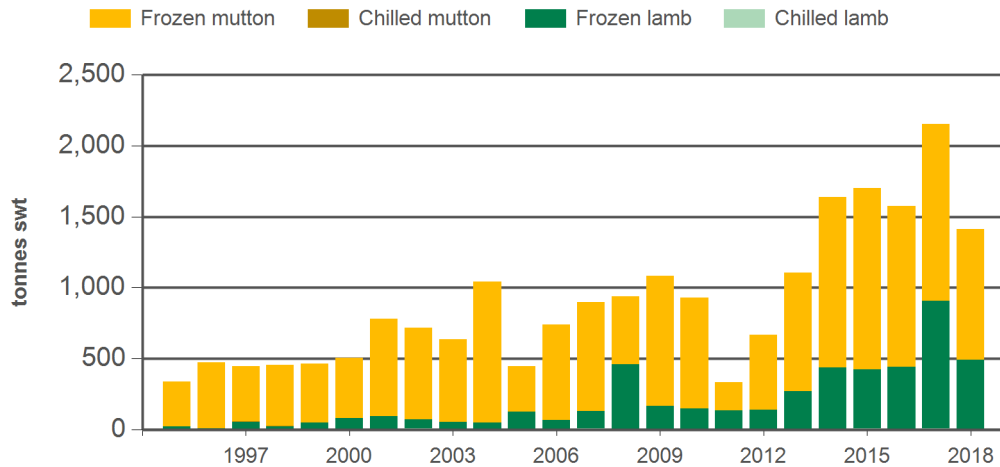
Source: DAWR, Prepared by MLA

#### Monthly sheepmeat exports to South East Asia



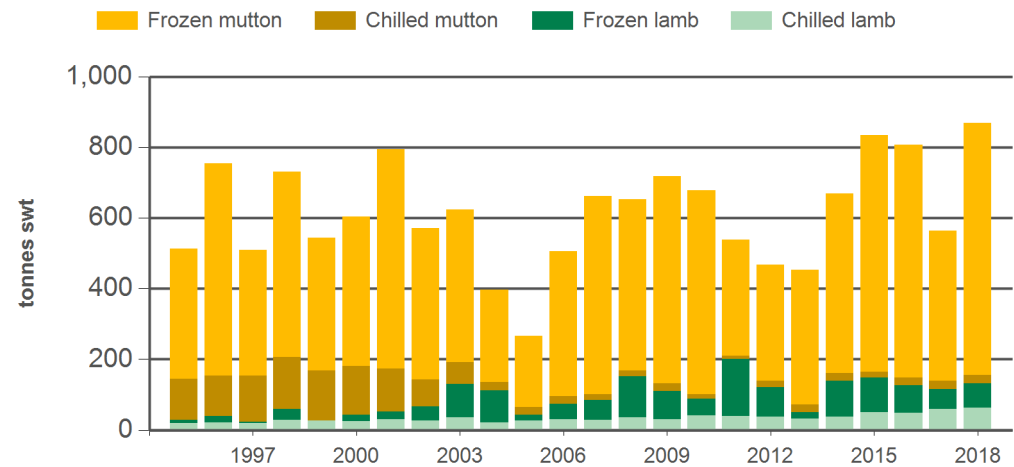
Source: DAWR, Prepared by MLA

#### Year-to-January sheepmeat exports to the Malaysia



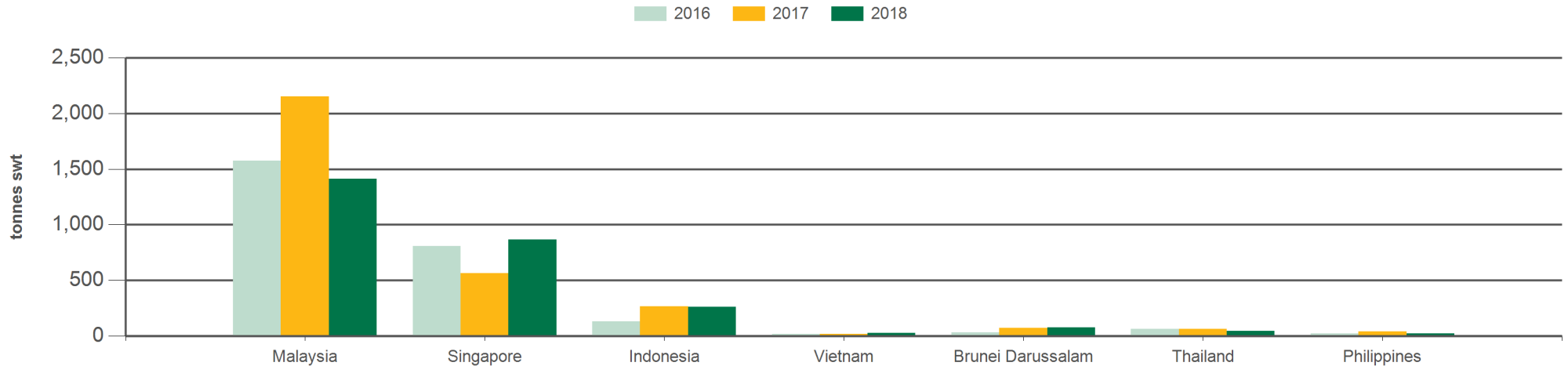
Source: DAWR, Prepared by MLA

#### Year-to-January sheepmeat exports to Singapore



Source: DAWR, Prepared by MLA

### Year-to-January sheepmeat exports South East Asia



Source: DAWR, Prepared by MLA

### Historical sheepmeat exports - Calendar year totals

| Volume (tonnes swt) | 2003   | 2004   | 2005   | 2006   | 2007   | 2008   | 2009   | 2010   | 2011   | 2012   | 2013   | 2014   | 2015   | 2016   | 2017   | 2018 YTD | Y-O-Y % chg. |
|---------------------|--------|--------|--------|--------|--------|--------|--------|--------|--------|--------|--------|--------|--------|--------|--------|----------|--------------|
| Total               | 14,908 | 17,043 | 17,389 | 19,016 | 19,230 | 21,330 | 21,902 | 22,696 | 19,315 | 22,563 | 34,367 | 41,146 | 40,195 | 41,262 | 39,316 | 2,719    | -14          |
| Malaysia            | 6,614  | 8,139  | 8,508  | 9,397  | 9,030  | 10,181 | 10,157 | 11,450 | 8,841  | 10,578 | 17,390 | 23,327 | 23,864 | 24,674 | 22,348 | 1,412    | -34          |
| Singapore           | 6,939  | 7,225  | 6,712  | 7,506  | 7,711  | 8,460  | 8,926  | 7,023  | 7,060  | 7,493  | 8,850  | 11,176 | 10,910 | 11,474 | 11,628 | 868      | 54           |
| Indonesia           | 439    | 517    | 707    | 594    | 663    | 996    | 795    | 832    | 914    | 1,193  | 1,307  | 1,338  | 2,761  | 2,301  | 2,458  | 261      | -2           |
| Vietnam             | 65     | 87     | 126    | 104    | 378    | 231    | 515    | 1,725  | 666    | 1,011  | 4,993  | 3,245  | 395    | 348    | 369    | 28       | 50           |
| Brunei              | 291    | 365    | 352    | 471    | 518    | 508    | 621    | 776    | 725    | 1,123  | 643    | 733    | 974    | 948    | 979    | 77       | 10           |
| Thailand            | 186    | 425    | 549    | 524    | 567    | 545    | 514    | 487    | 611    | 700    | 641    | 669    | 722    | 793    | 885    | 45       | -29          |
| Philippines         | 358    | 270    | 418    | 402    | 342    | 378    | 354    | 377    | 462    | 445    | 514    | 628    | 497    | 643    | 594    | 25       | -39          |
| Other               | 15     | 14     | 15     | 17     | 20     | 30     | 21     | 26     | 36     | 20     | 28     | 31     | 71     | 80     | 56     | 3        |              |

Source: DAWR. SWT = Shipped weight. YTD = Calendar year-to-January. Y-O-Y = Year-on-year. For further information email [marketinfo@mla.com.au](mailto:marketinfo@mla.com.au).