

#### 12-months ending February

Volume (tonnes swt)	Chilled		Frozen		Total	
	12-months ending February	Y-O-Y % chg.	12-months ending February	Y-O-Y % chg.	12-months ending February	Y-O-Y % chg.
<b>TOTAL</b>						
Nth America	66,684	10	189,762	3	256,446	5
US	64,745	10	170,529	1	235,275	3
Canada	1,828	8	19,198	28	21,026	26
Mexico	111	68	34	96	145	74

<b>GRAIN</b>						
Nth America	6,411	-10	2,158	-14	8,569	-11
US	5,564	-16	1,472	-14	7,036	-16
Canada	846	86	675	-17	1,521	20
Mexico	1		12	159	12	177

<b>GRASS</b>						
Nth America	60,273	13	187,603	3	247,877	6
US	59,181	14	169,057	1	228,239	4
Canada	982	-21	18,523	31	19,505	27
Mexico	110	67	23	75	133	69

#### Calendar year-to-February

Chilled		Frozen		Total	
2018 YTD	Y-O-Y % chg.	2018 YTD	Y-O-Y % chg.	2018 YTD	Y-O-Y % chg.
9,532	15	23,872	4	33,404	7
9,137	12	20,931	1	30,068	4
373	207	2,941	39	3,314	48
22	-	-	-	22	-

838	53	201	-18	1,039	31
636	29	168	-26	804	11
202	289	34	81	236	235
-	-	-	-	-	-

8,694	13	23,671	5	32,365	7
8,501	11	20,763	1	29,265	4
171	145	2,908	38	3,078	42
22		-		22	

#### Month of February

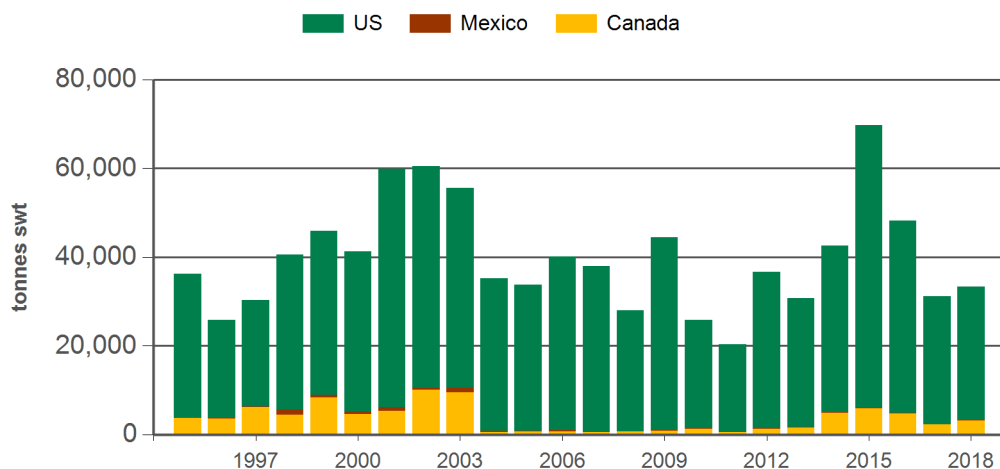
Chilled			Frozen			Total		
2018 February	M-O-M % chg.	Y-O-Y % chg.	2018 February	M-O-M % chg.	Y-O-Y % chg.	2018 February	M-O-M % chg.	Y-O-Y % chg.
5,392	30	7	14,037	43	1	19,429	39	3
5,184	31	5	12,108	37	-2	17,292	35	-
208	26	91	1,929	91	25	2,136	81	29
-	-	-	-	-	-	-	-	-

455	19	41	111	23	-28	566	20	19
330	8	21	97	36	-29	427	13	5
125	62	148	14	-24	-22	139	45	102
-	-	-	-	-	-	-	-	-

4,936	31	4	13,926	43	1	18,862	40	2
4,854	33	4	12,012	37	-2	16,866	36	-
83	-6	42	1,914	93	25	1,997	85	26
-	-	-	-	-	-	-	-	-

Source: DAWR. SWT = Shipped weight. YTD = Calendar year-to-February. Y-O-Y = Year-on-year. M-O-M = Month-on-month. Grain is the prefix for grainfed beef. Grass is the prefix for grassfed beef. For further information email [marketinfo@mla.com.au](mailto:marketinfo@mla.com.au).

#### Year-to-February beef exports to North America



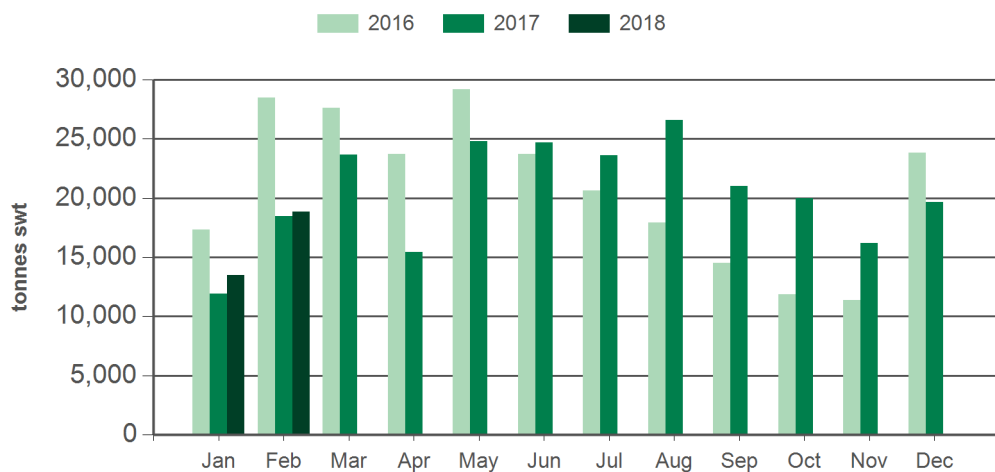
Source: DAWR, Prepared by MLA

#### AUD/USD



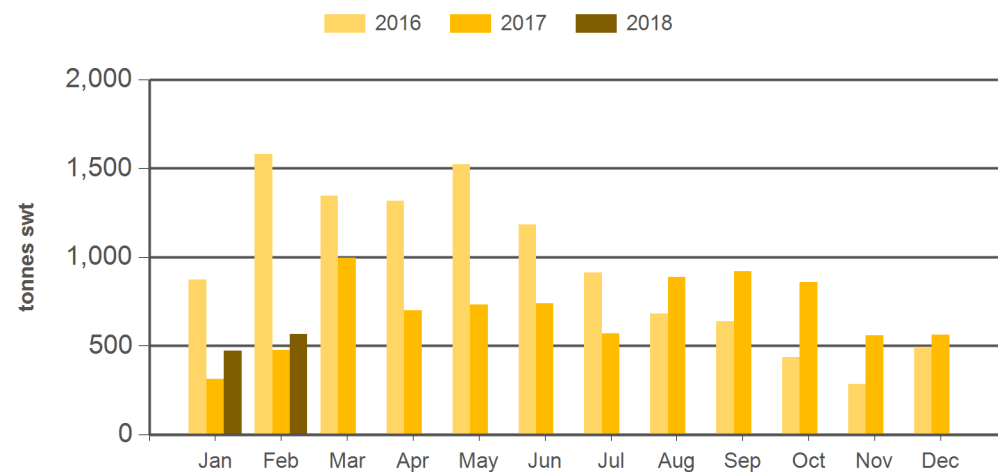
Source: xe.com, Prepared by MLA

#### Monthly grassfed beef exports to North America



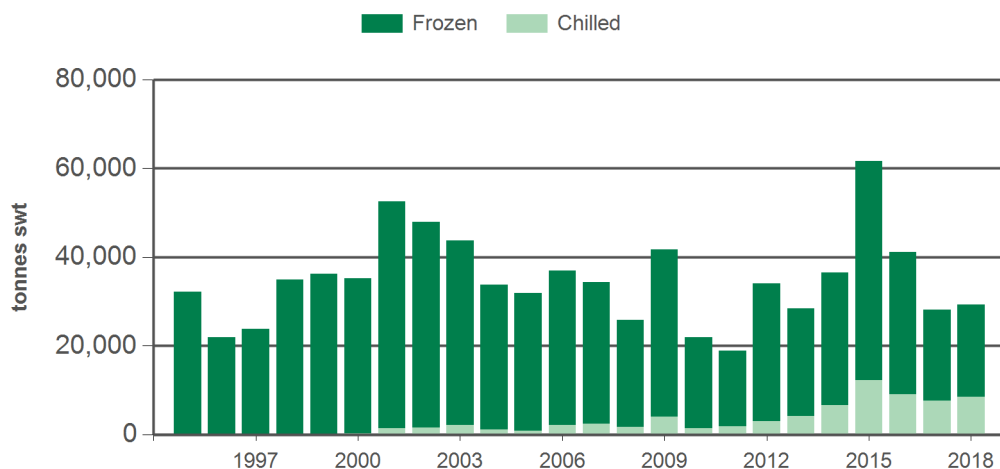
Source: DAWR, Prepared by MLA

#### Monthly grainfed beef exports to North America



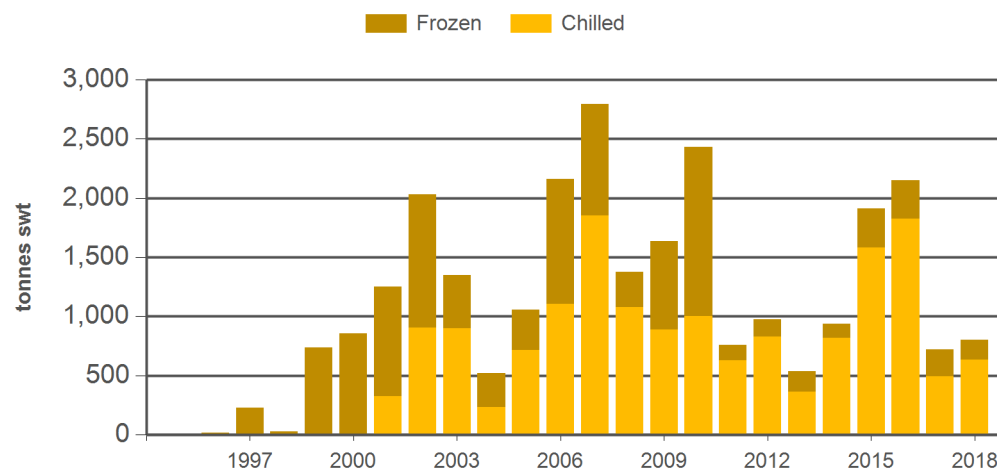
Source: DAWR, Prepared by MLA

#### Year-to-February grassfed beef exports to the US



Source: DAWR, Prepared by MLA

#### Year-to-February grainfed beef exports to the US



Source: DAWR, Prepared by MLA

#### Historical beef exports - Calendar year totals

Volume (tonnes swt)	2003	2004	2005	2006	2007	2008	2009	2010	2011	2012	2013	2014	2015	2016	2017	2018 YTD	Y-O-Y % chg.
Nth America	401,602	358,827	329,909	306,394	310,042	243,938	264,834	193,149	178,672	240,070	231,097	431,731	459,218	261,425	254,190	33,404	7
US	368,010	349,744	319,752	295,267	296,099	234,779	251,479	185,035	167,820	224,111	212,703	397,889	415,951	242,013	234,112	30,068	4
Canada	29,003	7,453	7,618	9,609	12,311	8,543	12,319	6,949	10,148	15,661	17,898	32,972	42,575	19,316	19,954	3,314	48
Mexico	4,588	1,631	2,540	1,518	1,633	616	1,036	1,166	703	298	497	870	692	96	124	22	-

Source: DAWR. SWT = Shipped weight. YTD = Calendar year-to-February. Y-O-Y = Year-on-year. For further information email [marketinfo@mla.com.au](mailto:marketinfo@mla.com.au).