

Australian beef exports to South Korea

Monthly trade summary February 2018

12-months ending February

Volume (tonnes swt)	Chilled		Frozen		Total	
	12-months ending February	Y-O-Y % chg.	12-months ending February	Y-O-Y % chg.	12-months ending February	Y-O-Y % chg.
Total	34,121	-6	116,308	-16	150,429	-14
Grainfed	25,187	-4	30,706	9	55,893	3
Grassfed	8,934	-12	85,601	-23	94,535	-22

Calendar year-to-February

Chilled		Frozen		Total	
2018 YTD	Y-O-Y % chg.	2018 YTD	Y-O-Y % chg.	2018 YTD	Y-O-Y % chg.
5,157	9	17,235	9	22,392	9
3,698	7	5,409	64	9,107	34
1,459	15	11,826	-5	13,285	-3

Month of February

Chilled			Frozen			Total		
2018 February	M-O-M % chg.	Y-O-Y % chg.	2018 February	M-O-M % chg.	Y-O-Y % chg.	2018 February	M-O-M % chg.	Y-O-Y % chg.
2,725	12	3	10,155	43	18	12,880	35	14
1,935	10	-1	3,021	26	86	4,956	19	39
790	18	12	7,135	52	2	7,925	48	3

12-months ending January

Value ('000 A\$ FOB)	Chilled		Frozen		Total	
	12-months ending January	Y-O-Y % chg.	12-months ending January	Y-O-Y % chg.	12-months ending January	Y-O-Y % chg.
Total	383,483	-12	708,788	-24	1,092,271	-20
Boneless	345,866	-12	535,571	-32	881,437	-25
Bone-in	37,535	-3	173,136	19	210,671	14
Carcase	-	-100	82	-62	82	-79

Calendar year-to-January

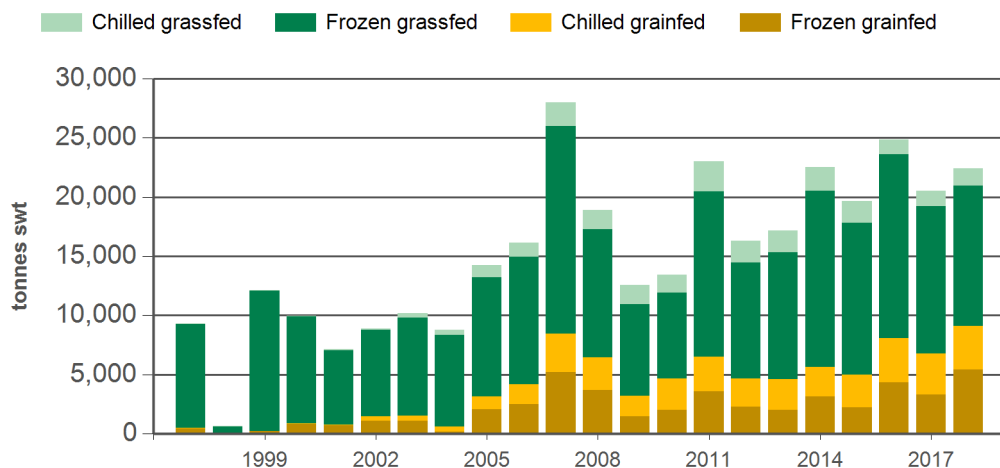
Chilled		Frozen		Total	
2018 YTD	Y-O-Y % chg.	2018 YTD	Y-O-Y % chg.	2018 YTD	Y-O-Y % chg.
24,627	6	38,325	-18	62,952	-10
22,543	6	28,549	-16	51,092	-8
2,078	7	9,771	-22	11,849	-18
-	-	5	-	5	-

Month of January

Chilled			Frozen			Total		
2018 January	M-O-M % chg.	Y-O-Y % chg.	2018 January	M-O-M % chg.	Y-O-Y % chg.	2018 January	M-O-M % chg.	Y-O-Y % chg.
24,627	-35	6	38,325	-52	-18	62,952	-46	-10
22,543	-31	6	28,549	-56	-16	51,092	-48	-8
2,078	-62	7	9,771	-32	-22	11,849	-40	-18
-	-	-	5	-	Infinite	5	-	Infinite

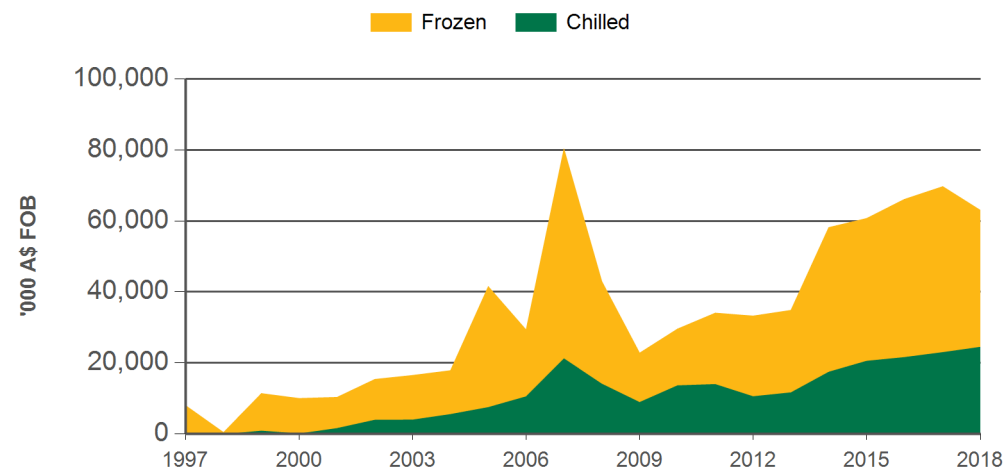
Source: DAWR, ABS. SWT = Shipped weight. Volume YTD = Calendar year-to-February. Value YTD = Calendar year-to-January. Y-O-Y = Year-on-year. M-O-M = Month-on-month. Grainfed is the prefix for grainfed beef. Grassfed is the prefix for grassfed beef. For further information email marketinfo@mla.com.au.

Year-to-February beef exports to South Korea - volume



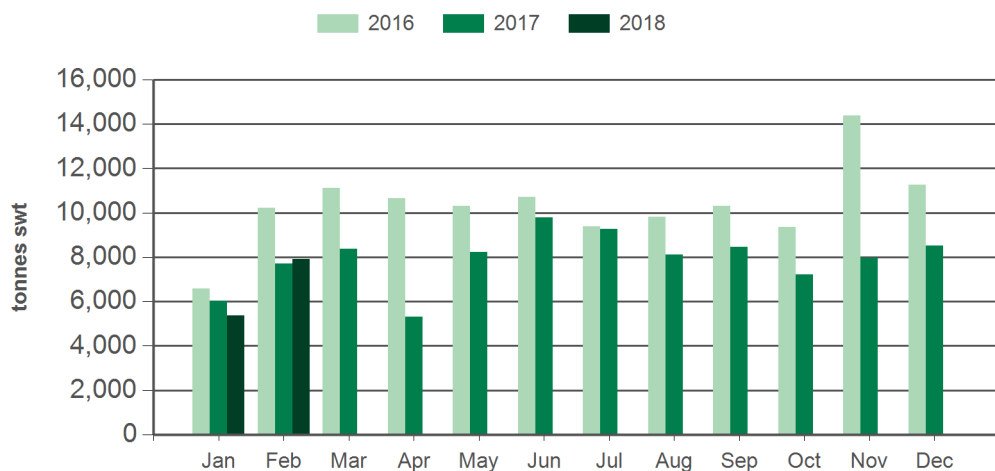
Source: DAWR, Prepared by MLA

Year-to-January beef exports to South Korea - value



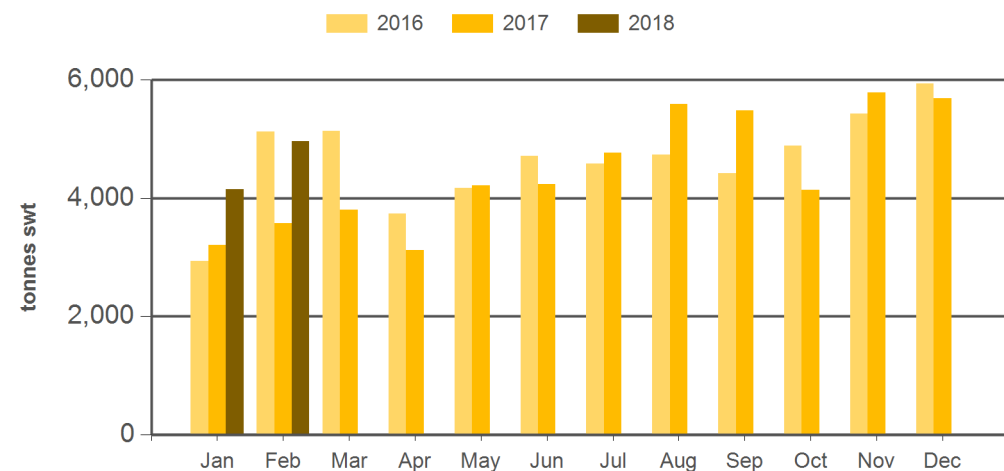
Source: ABS, Prepared by MLA

Monthly grassfed beef exports to South Korea



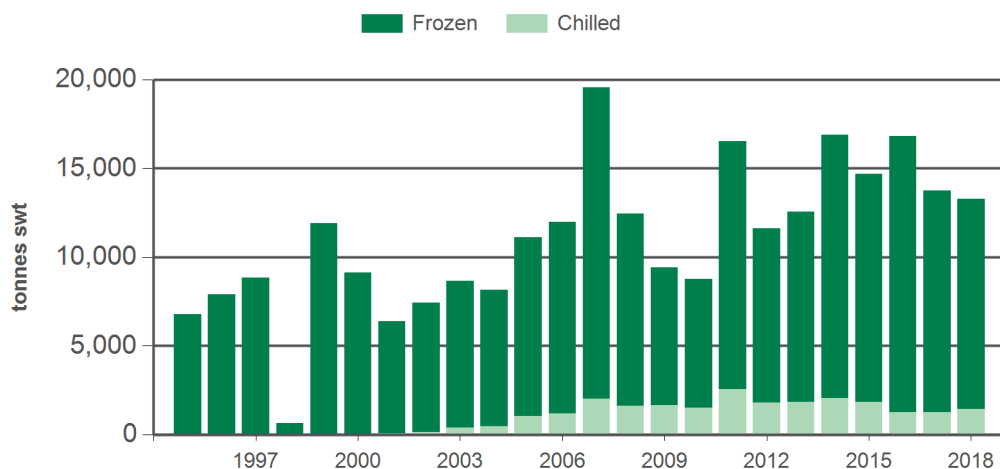
Source: DAWR, Prepared by MLA

Monthly grainfed beef exports to South Korea



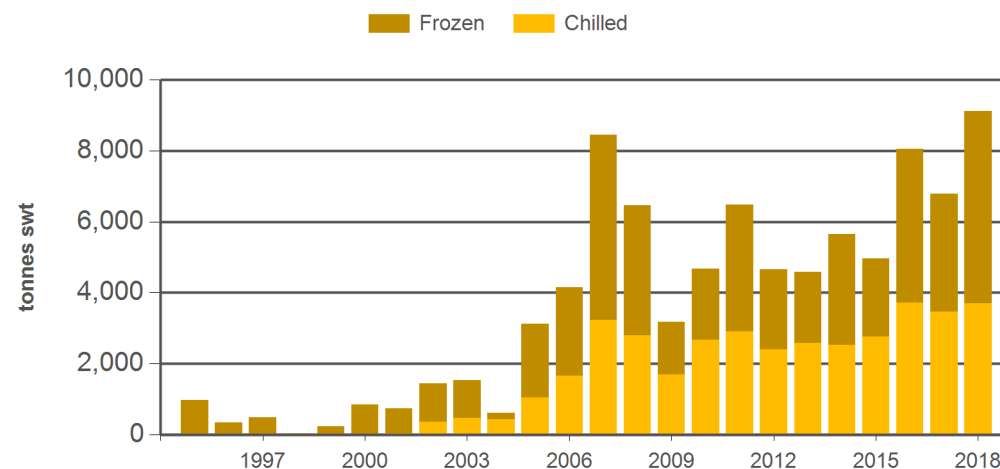
Source: DAWR, Prepared by MLA

Year-to-February grassfed beef exports to South Korea



Source: DAWR, Prepared by MLA

Year-to-February grainfed beef exports to South Korea



Source: DAWR, Prepared by MLA

Historical beef exports - Calendar year totals

Volume (tonnes swt)	2003	2004	2005	2006	2007	2008	2009	2010	2011	2012	2013	2014	2015	2016	2017	2018 YTD	Y-O-Y % chg.
Total	62,262	93,310	106,444	149,663	148,933	127,207	115,482	124,161	146,347	125,957	144,365	150,918	166,588	179,854	148,552	22,392	9
Grainfed	8,089	11,010	23,594	41,205	41,526	31,581	27,157	34,151	38,762	31,332	31,020	35,640	44,203	55,756	53,564	9,107	34
Grassfed	54,173	82,300	82,850	108,458	107,407	95,626	88,325	90,009	107,585	94,625	113,345	115,278	122,385	124,098	94,987	13,285	-3

Source: DAWR. SWT = Shipped weight. YTD = Calendar year-to-February. Y-O-Y = Year-on-year. For further information email marketinfo@mla.com.au.