

Australian sheepmeat exports to the EU

Monthly trade summary

February 2018

12-months ending February

| Volume (tonnes swt) | Chilled | | Frozen | | Total | |
|------------------------|---------------------------------|--------------------|---------------------------------|--------------------|---------------------------------|--------------------|
| | 12-months ending February | Y-O-Y % chg. | 12-months ending February | Y-O-Y % chg. | 12-months ending February | Y-O-Y % chg. |
| Total | 3,730 | -29 | 11,258 | 1 | 14,988 | -9 |
| Lamb | 3,730 | -29 | 5,759 | -14 | 9,488 | -21 |
| Mutton | - | | 5,500 | 23 | 5,500 | 23 |

Calendar year-to-February

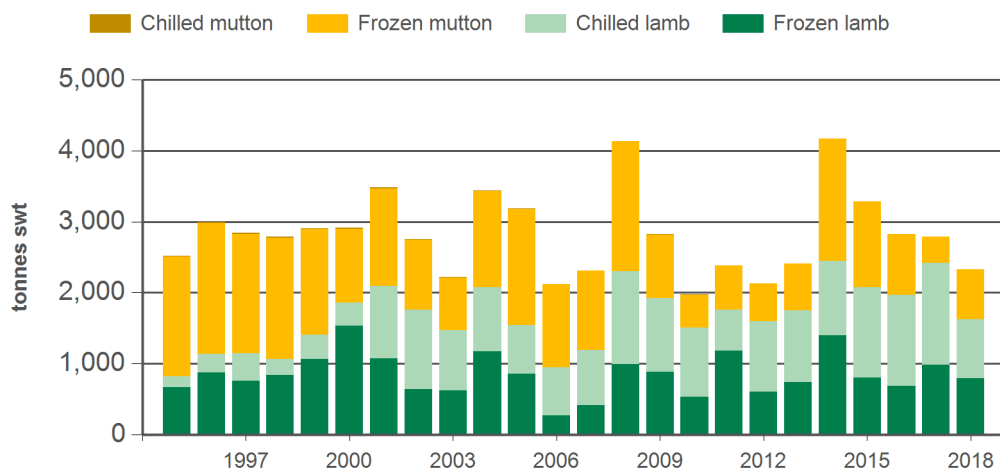
| Chilled | | Frozen | | Total | |
|-------------|--------------------|-------------|--------------------|-------------|--------------------|
| 2018 YTD | Y-O-Y % chg. | 2018 YTD | Y-O-Y % chg. | 2018 YTD | Y-O-Y % chg. |
| 830 | -42 | 1,497 | 10 | 2,327 | -17 |
| 830 | -42 | 793 | -20 | 1,622 | -33 |
| - | - | 704 | 86 | 704 | 86 |

Month of February

| Chilled | | | Frozen | | | Total | | |
|------------------|--------------------|--------------------|------------------|--------------------|--------------------|------------------|--------------------|--------------------|
| 2018 February | M-O-M % chg. | Y-O-Y % chg. | 2018 February | M-O-M % chg. | Y-O-Y % chg. | 2018 February | M-O-M % chg. | Y-O-Y % chg. |
| 449 | 18 | -60 | 901 | 51 | 38 | 1,350 | 38 | -24 |
| 449 | 18 | -60 | 553 | 130 | 18 | 1,001 | 61 | -37 |
| - | - | - | 349 | -2 | 88 | 349 | -2 | 88 |

Source: DAWR. YTD = Calendar year-to-February. Y-O-Y = Year-on-year. M-O-M = Month-on-month. SWT = Shipped weight. For further information email marketinfo@mla.com.au.

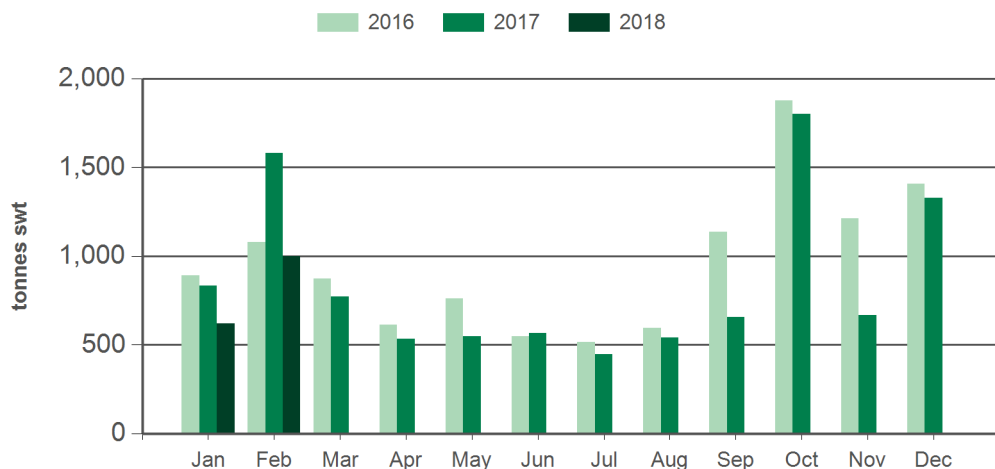
Year-to-February sheepmeat exports to the EU



Source: DAWR, Prepared by MLA

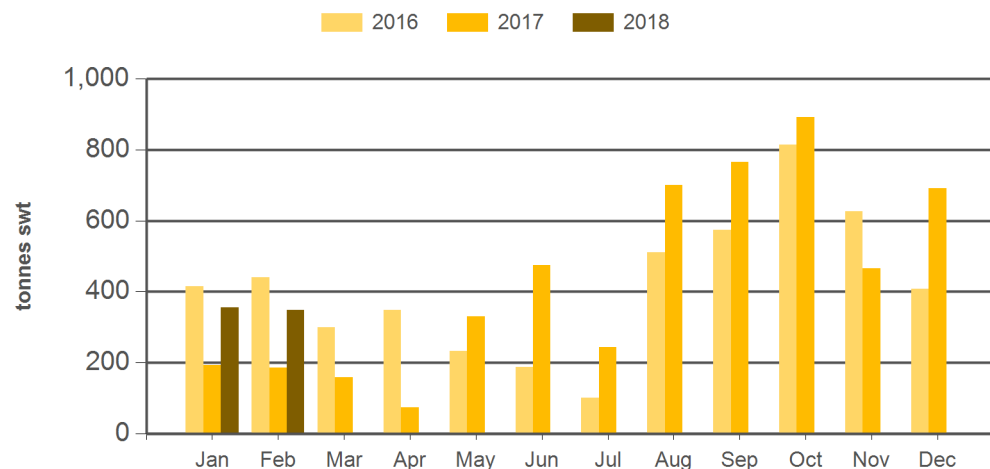
© Meat & Livestock Australia Limited, 2016. ABN 39 081 678 364. MLA makes no representations as to the accuracy of any information or advice contained in this publication and excludes all liability, whether in contract, tort (including negligence or breach of statutory duty) or otherwise as a result of reliance by any person on such information or advice. All use of MLA publications, reports and information is subject to MLA's Market Report and Information Terms of Use. Please read our terms of use carefully and ensure you are familiar with its content - [click here for MLA's terms of use](#).

Monthly lamb exports to the EU



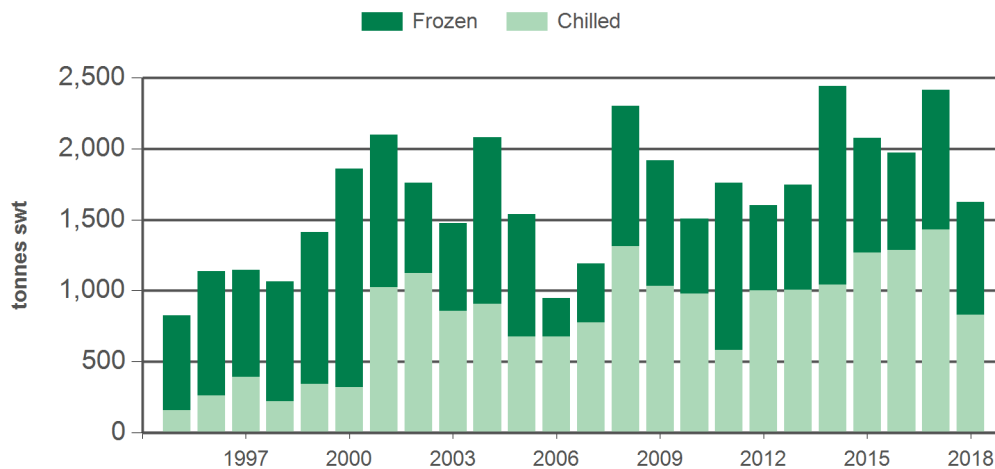
Source: DAWR, Prepared by MLA

Monthly mutton exports to the EU



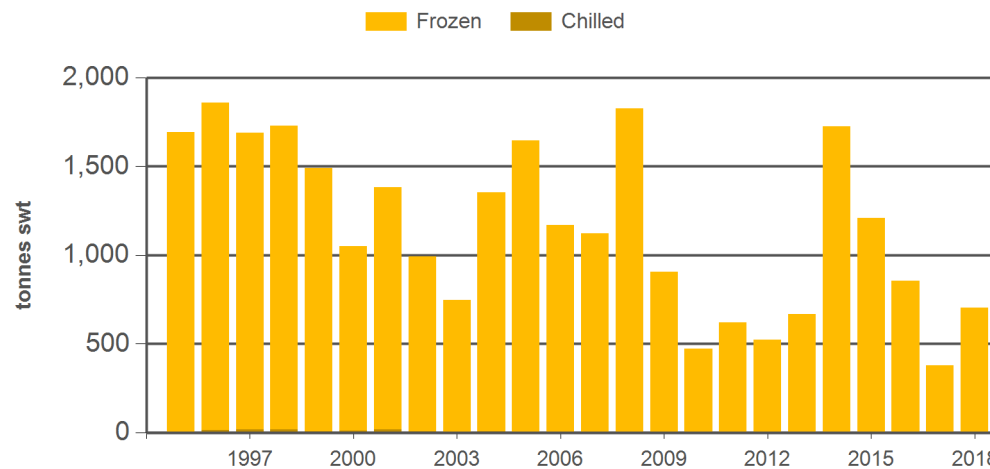
Source: DAWR, Prepared by MLA

Year-to-February lamb exports to the EU



Source: DAWR, Prepared by MLA

Year-to-February mutton exports to the EU



Source: DAWR, Prepared by MLA

Historical sheepmeat exports - Calendar year totals

| Volume (tonnes swt) | 2003 | 2004 | 2005 | 2006 | 2007 | 2008 | 2009 | 2010 | 2011 | 2012 | 2013 | 2014 | 2015 | 2016 | 2017 | 2018 YTD | Y-O-Y % chg. |
|------------------------|--------|--------|--------|--------|--------|--------|--------|--------|--------|--------|--------|--------|--------|--------|--------|-------------|--------------------|
| Total | 19,011 | 19,035 | 18,224 | 18,827 | 19,734 | 19,015 | 19,099 | 16,893 | 16,458 | 15,852 | 16,735 | 18,758 | 16,195 | 16,471 | 15,454 | 2,327 | -17 |
| Lamb | 14,748 | 12,210 | 10,592 | 11,808 | 12,734 | 11,581 | 13,730 | 11,951 | 12,930 | 12,129 | 11,747 | 14,042 | 10,656 | 11,512 | 10,281 | 1,622 | -33 |
| Mutton | 4,262 | 6,825 | 7,632 | 7,020 | 7,000 | 7,434 | 5,370 | 4,941 | 3,528 | 3,723 | 4,988 | 4,716 | 5,539 | 4,959 | 5,174 | 704 | 86 |

Source: DAWR. YTD = Calendar year-to-February. SWT = Shipped weight. For further information email marketinfo@mla.com.au.

NEED MORE INFORMATION?



Click here for further prices and market information:
<http://www.mla.com.au/prices-markets>



To download all historical data, click here to access MLA's statistics database:
<http://statistics.mla.com.au>



Email marketinfo@mla.com.au to subscribe to this or any other of MLA's market information reports