

### 12-months ending February

Volume (tonnes swt)	Chilled		Frozen		Total	
	12-months ending February	Y-O-Y % chg.	12-months ending February	Y-O-Y % chg.	12-months ending February	Y-O-Y % chg.
Middle East	61,165	5	46,695	-7	107,860	-1
Nth Africa	0		689	-54	689	-54
UAE	18,578	0	8,847	-25	27,425	-10
Saudi Arabia	2,844	-35	16,777	18	19,621	5
Qatar	16,493	7	1,271	-48	17,764	-1
Jordan	7,928	-19	3,249	36	11,177	-8
Kuwait	5,034	40	3,977	-26	9,011	0
Bahrain	3,953	-32	3,026	23	6,979	-16
Oman	439	-5	6,595	-20	7,034	-20
Egypt	0	-100	1,015	-20	1,015	-22
Other	5,895		2,628		8,523	

Middle East	55,242	8	9,566	-6	64,809	6
Nth Africa	0		296	-33	296	-33
UAE	17,645	0	1,913	-39	19,558	-6
Saudi Arabia	2,830	-35	2,362	8	5,192	-20
Qatar	15,670	2	243	-34	15,913	2
Jordan	7,868	-18	2,695	45	10,562	-8
Kuwait	4,896	38	449	-29	5,345	27
Bahrain	150	-40	499	11	648	-8
Oman	438	-5	69	-61	508	-21
Egypt	0	-100	259	55	259	32
Other	5,746		1,374		7,120	

### Calendar year-to-February

Chilled		Frozen		Total	
2018 YTD	Y-O-Y % chg.	2018 YTD	Y-O-Y % chg.	2018 YTD	Y-O-Y % chg.
10,091	19	7,775	-21	17,866	-2
0	-	14	-77	14	-77
3,108	0	1,095	-56	4,202	-25
432	-34	3,683	12	4,115	4
2,901	43	148	-31	3,049	36
1,199	21	228	2	1,427	17
864	9	712	-51	1,576	-30
580	-23	277	-49	857	-34
85	-29	1,334	1	1,419	-2
0	-	46	1,607	46	1,607
922		267		1,189	

9,257	23	974	-41	10,231	11
0	-	14	35	14	35
2,926	-2	147	-75	3,073	-14
431	-34	161	-41	592	-36
2,849	46	22	-70	2,872	41
1,174	19	228	2	1,402	16
863	10	76	-30	939	5
6	-87	60	-45	66	-57
85	-29	7	-77	92	-38
0	-	46	1,607	46	1,607
922		242		1,164	

### Month of February

Chilled			Frozen			Total		
2018 February	M-O-M % chg.	Y-O-Y % chg.	2018 February	M-O-M % chg.	Y-O-Y % chg.	2018 February	M-O-M % chg.	Y-O-Y % chg.
4,924	-5	15	4,588	44	-14	9,512	14	-1
0	-	-	14	-	35	14	-	35
1,530	-3	-4	721	93	-49	2,250	15	-25
178	-30	-44	2,064	27	9	2,242	20	2
1,557	16	43	85	35	33	1,642	17	42
594	-2	23	117	5	60	710	-1	28
421	-5	4	489	120	-41	910	37	-26
265	-16	-20	165	47	-56	430	1	-39
42	-4	-18	822	61	41	864	56	36
0	-	-	23	2	-	23	2	-
337			117			454		

4,521	-5	18	525	17	-41	5,046	-3	7
0	-	-	14	-	35	14	-	35
1,428	-5	-6	122	388	-66	1,550	2	-17
177	-30	-43	74	-14	-52	251	-26	-46
1,525	15	45	7	-54	-64	1,532	14	43
588	0	23	117	5	60	705	1	28
421	-5	7	48	72	-22	469	0	3
4	89	-75	24	-32	-78	28	-25	-77
42	-4	-18	7	-	-66	48	11	-31
0	-	-	23	2	-	23	2	-
337			117			454		

#### 12-months ending February

Volume (tonnes swt)	Chilled		Frozen		Total	
	12-months ending February	Y-O-Y % chg.	12-months ending February	Y-O-Y % chg.	12-months ending February	Y-O-Y % chg.
Middle East	5,923	-13	37,129	-8	43,052	-9
Nth Africa	0		393	-62	393	-62
UAE	934	5	6,934	-20	7,868	-18
Saudi Arabia	14	-40	14,415	19	14,429	19
Qatar	823	357	1,027	-50	1,851	-17
Jordan	60	-51	555	3	615	-7
Kuwait	138	403	3,528	-26	3,666	-23
Bahrain	3,803	-32	2,527	26	6,330	-16
Oman	1	-84	6,525	-20	6,526	-20
Egypt	0		757	-31	757	-31
Other	149		1,254		1,403	

#### Calendar year-to-February

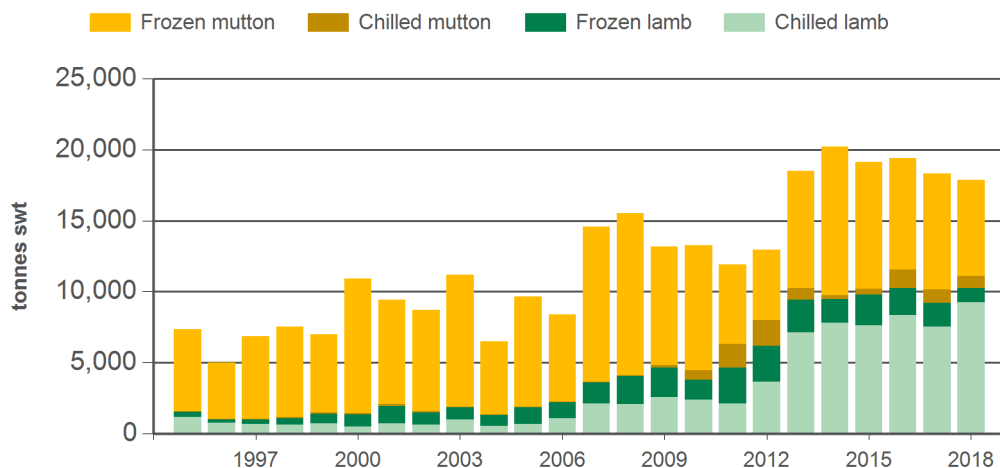
Chilled		Frozen		Total	
2018 YTD	Y-O-Y % chg.	2018 YTD	Y-O-Y % chg.	2018 YTD	Y-O-Y % chg.
834	-11	6,801	-16	7,635	-16
0	-	0	-	0	-
181	37	948	-50	1,129	-44
1	-78	3,523	16	3,524	16
51	-33	126	-10	177	-18
25	394	0	-	25	394
1	-94	636	-53	636	-53
574	-19	217	-50	791	-31
0	-	1,327	2	1,327	2
0	-	0	-	0	-
0		25		25	

#### Month of February

Chilled			Frozen			Total		
2018 February	M-O-M % chg.	Y-O-Y % chg.	2018 February	M-O-M % chg.	Y-O-Y % chg.	2018 February	M-O-M % chg.	Y-O-Y % chg.
403	-7	-9	4,063	48	-8	4,466	41	-8
0	-	-	0	-	-	0	-	-
102	29	41	599	71	-43	701	64	-38
1	1,048	-78	1,989	30	15	1,990	30	15
33	76	-21	78	63	74	111	66	29
5	-73	138	0	-	-	5	-73	138
0	-68	-98	441	126	-42	441	126	-43
261	-17	-17	141	84	-46	402	3	-30
0	-	-	815	59	45	815	59	45
0	-	-	0	-	-	0	-	-
0			0			0		

Source: DAWR. SWT = Shipped weight. YTD = Calendar year-to-February. Y-O-Y = Year-on-year. M-O-M = Month-on-month. MENA = Middle East & North African countries. For further information email [marketinfo@mla.com.au](mailto:marketinfo@mla.com.au).

#### Year-to-February sheepmeat exports to MENA



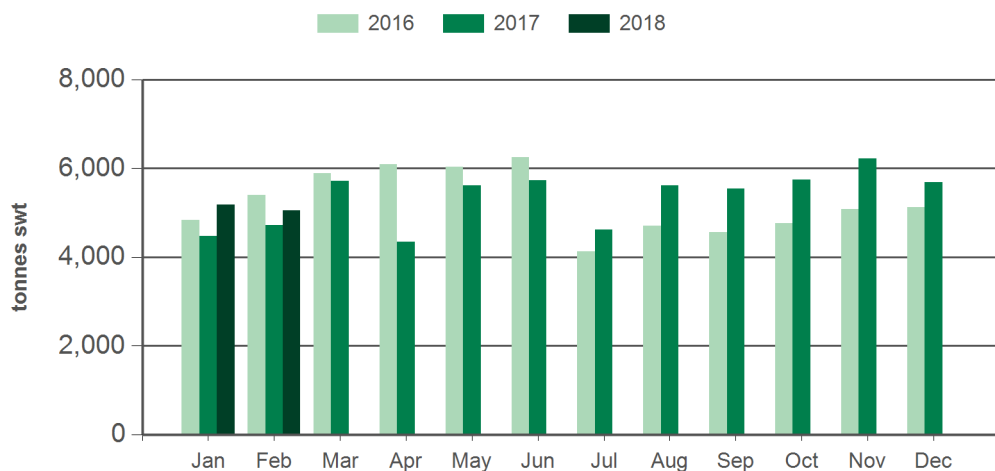
Source: DAWR, Prepared by MLA

#### AUD/USD



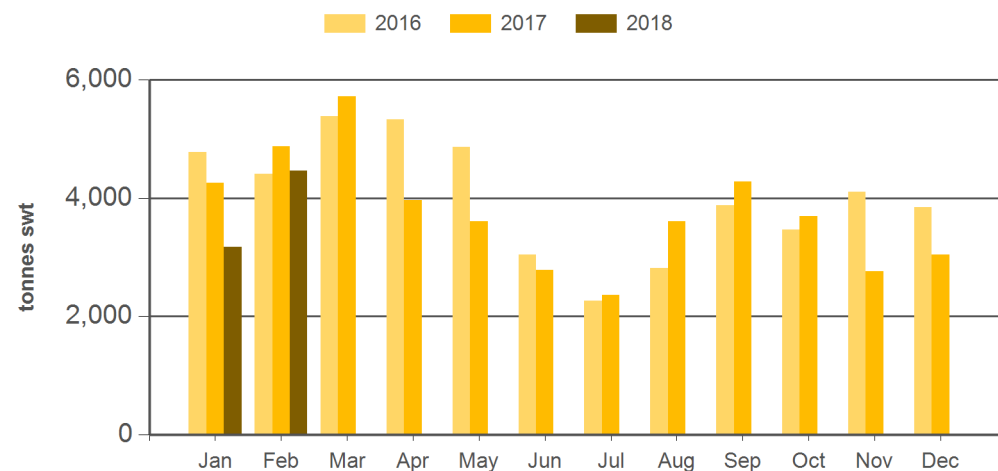
Source: xe.com, Prepared by MLA

#### Monthly lamb exports to MENA



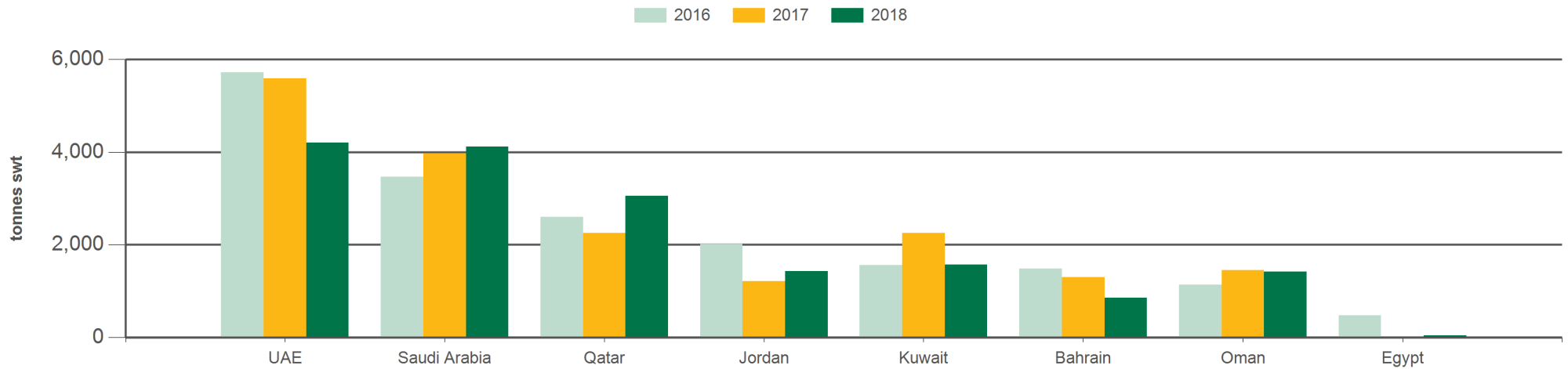
Source: DAWR, Prepared by MLA

#### Monthly mutton exports to MENA



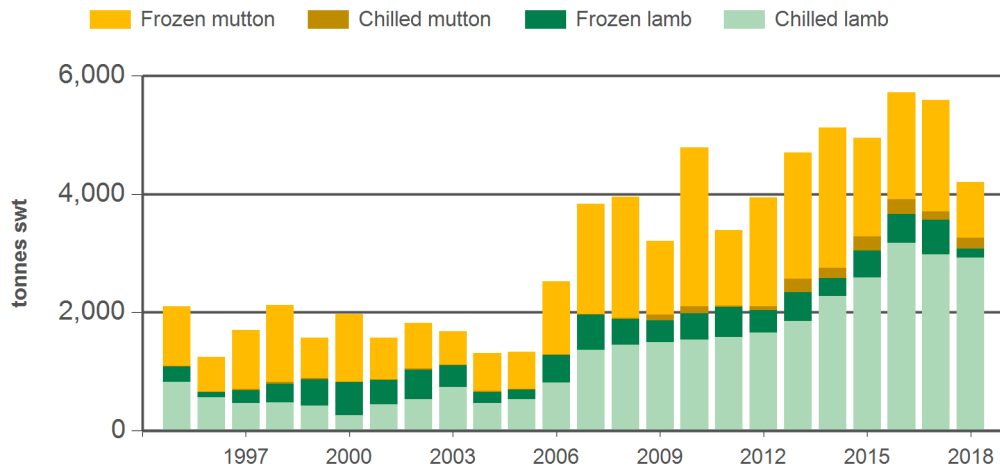
Source: DAWR, Prepared by MLA

### Year-to-February sheepmeat exports



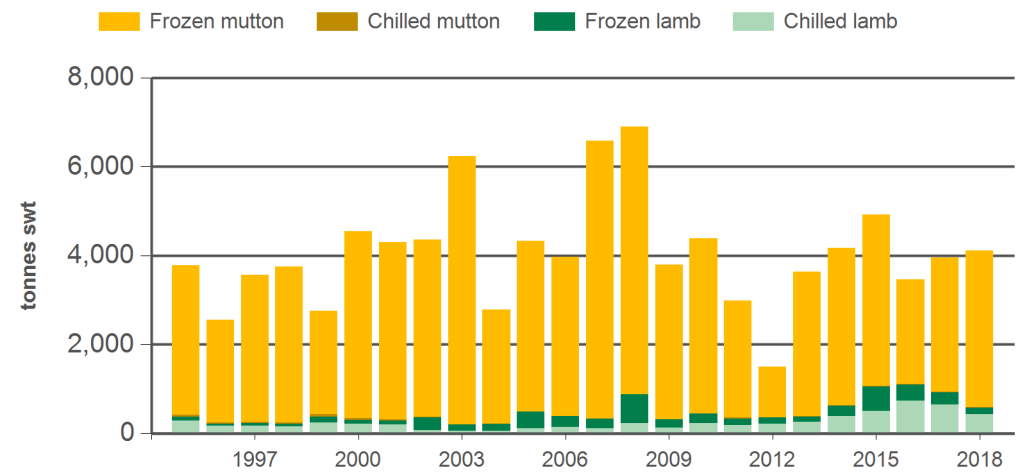
Source: DAWR, Prepared by MLA

### Year-to-February sheepmeat exports to the UAE



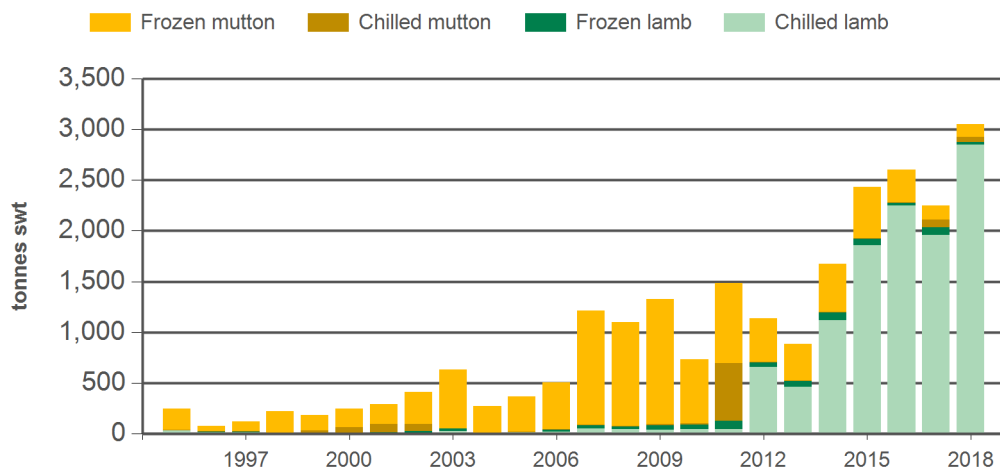
Source: DAWR, Prepared by MLA

### Year-to-February sheepmeat exports to Saudi Arabia



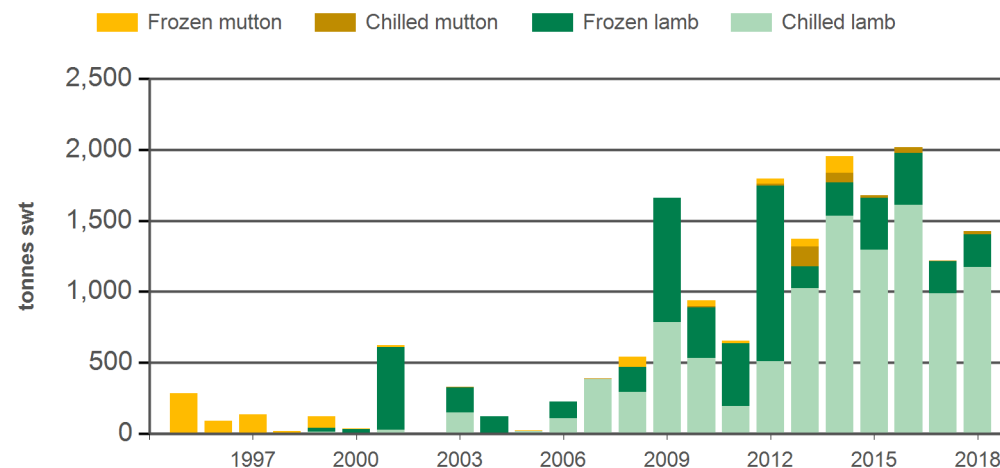
Source: DAWR, Prepared by MLA

#### Year-to-February sheepmeat exports to Qatar



Source: DAWR, Prepared by MLA

#### Year-to-February sheepmeat exports to Jordan



Source: DAWR, Prepared by MLA

#### Historical sheepmeat exports - Calendar year totals

Volume (tonnes swt)	2003	2004	2005	2006	2007	2008	2009	2010	2011	2012	2013	2014	2015	2016	2017	2018 YTD	Y-O-Y % chg.
Middle East	41,997	39,408	50,104	60,776	70,878	76,106	87,919	79,551	74,542	98,523	100,688	117,080	117,294	109,016	108,247	17,866	-2
Nth Africa	3,766	12,206	8,148	7,406	7,178	9,019	5,072	1,729	801	3,901	4,979	5,097	2,660	2,000	737	14	-77
UAE	9,825	9,801	12,069	19,635	22,760	26,159	25,601	23,346	21,373	24,331	26,128	30,067	28,980	30,533	28,806	4,202	-25
Saudi Arabia	23,366	22,523	26,298	27,112	25,063	23,513	23,813	14,986	15,571	16,620	16,544	23,664	23,515	18,117	19,464	4,115	4
Qatar	2,687	2,247	3,278	4,650	6,560	6,698	5,903	5,013	6,157	8,461	7,981	12,798	16,760	18,254	16,963	3,049	36
Jordan	1,136	324	1,291	1,973	3,484	5,264	13,456	8,722	9,539	13,972	13,801	15,714	15,631	12,956	10,967	1,427	17
Kuwait	2,558	2,828	4,470	4,456	7,128	7,190	9,880	5,356	5,924	8,732	9,126	8,955	9,561	8,291	9,686	1,576	-30
Bahrain	211	105	64	82	111	144	1,160	5,937	7,385	9,643	13,363	11,987	8,040	8,444	7,423	857	-34
Other	5,979	13,787	10,783	10,273	12,950	16,158	13,178	17,920	9,394	20,666	18,724	18,992	17,467	14,422	15,677	2,654	

Source: DAWR. SWT = Shipped weight. YTD = Calendar year-to-February. Y-O-Y = Year-on-year. For further information email [marketinfo@mla.com.au](mailto:marketinfo@mla.com.au).