

#### European Union (UK inclusive)

##### 12-months ending May

Volume (tonnes swt)	Chilled		Frozen		Total	
	12-months ending May	Y-O-Y % chg.	12-months ending May	Y-O-Y % chg.	12-months ending May	Y-O-Y % chg.
Total	17,319	-3	701	67	18,019	-1
Grainfed	12,609	-10	677	70	13,286	-8
Grassfed	4,709	23	24	8	4,733	23

##### Calendar year-to-May

Chilled		Frozen		Total	
2018 YTD	Y-O-Y % chg.	2018 YTD	Y-O-Y % chg.	2018 YTD	Y-O-Y % chg.
6,651	-	345	101	6,996	2
4,775	-14	333	94	5,109	-11
1,876	66	12	-	1,888	67

##### Month of May

Chilled			Frozen			Total		
2018 May	M-O-M % chg.	Y-O-Y % chg.	2018 May	M-O-M % chg.	Y-O-Y % chg.	2018 May	M-O-M % chg.	Y-O-Y % chg.
2,035	81	35	57	-1	18	2,092	77	34
1,399	116	10	57	24	18	1,456	110	10
636	33	164	-	-	-	636	29	164

#### United Kingdom

##### 12-months ending May

Volume (tonnes swt)	Chilled		Frozen		Total	
	12-months ending May	Y-O-Y % chg.	12-months ending May	Y-O-Y % chg.	12-months ending May	Y-O-Y % chg.
Total	5,505	-18	-	-100	5,505	-18
Grainfed	3,480	-25	-	-100	3,480	-25
Grassfed	2,025	-1	-	-100	2,025	-2

##### Calendar year-to-May

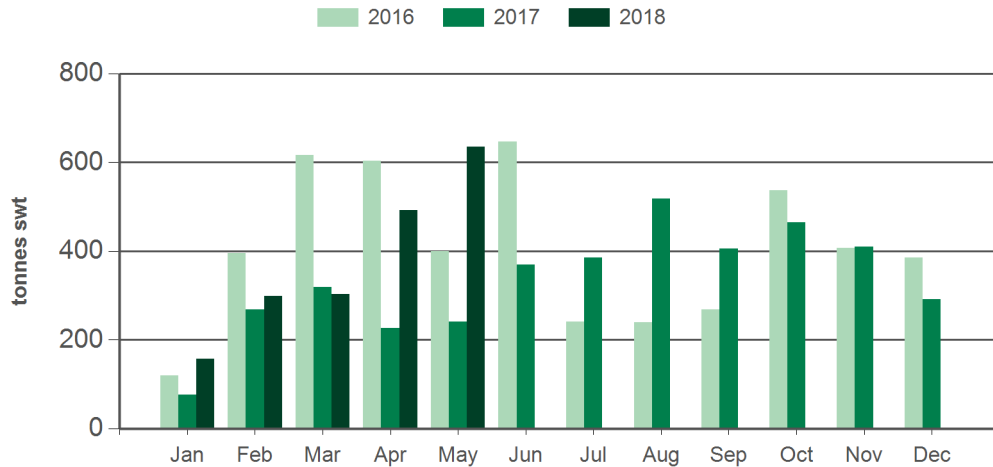
Chilled		Frozen		Total	
2018 YTD	Y-O-Y % chg.	2018 YTD	Y-O-Y % chg.	2018 YTD	Y-O-Y % chg.
1,863	-22	-	-	1,863	-22
1,016	-47	-	-	1,016	-47
847	72	-	-	847	72

##### Month of May

Chilled			Frozen			Total		
2018 May	M-O-M % chg.	Y-O-Y % chg.	2018 May	M-O-M % chg.	Y-O-Y % chg.	2018 May	M-O-M % chg.	Y-O-Y % chg.
686	162	17	-	-	-	686	162	17
359	343	-26	-	-	-	359	343	-26
328	81	217	-	-	-	328	81	217

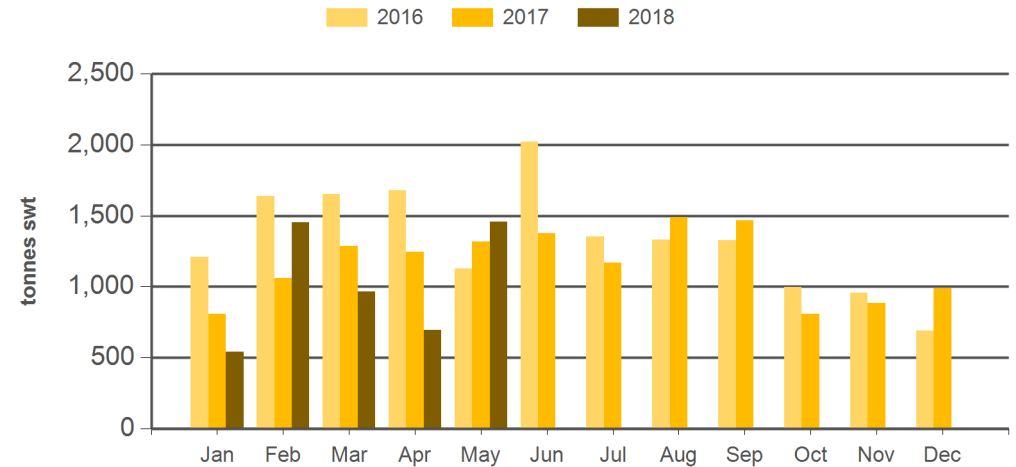
Source: DAWR. SWT = Shipped weight. YTD = Calendar year-to-May. Y-O-Y = Year-on-year. M-O-M = Month-on-month. Grainfed is the prefix for grainfed beef. Grassfed is the prefix for grassfed beef. For further information email [marketinfo@mla.com.au](mailto:marketinfo@mla.com.au).

#### Monthly grassfed beef exports to the EU



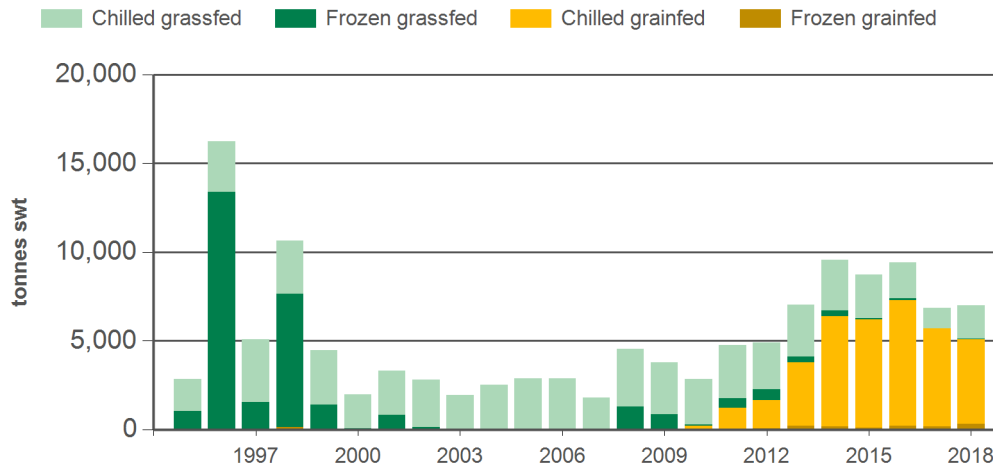
Source: DAWR, Prepared by MLA

#### Monthly grainfed beef exports to the EU



Source: DAWR, Prepared by MLA

#### Year-to-May beef exports to the EU



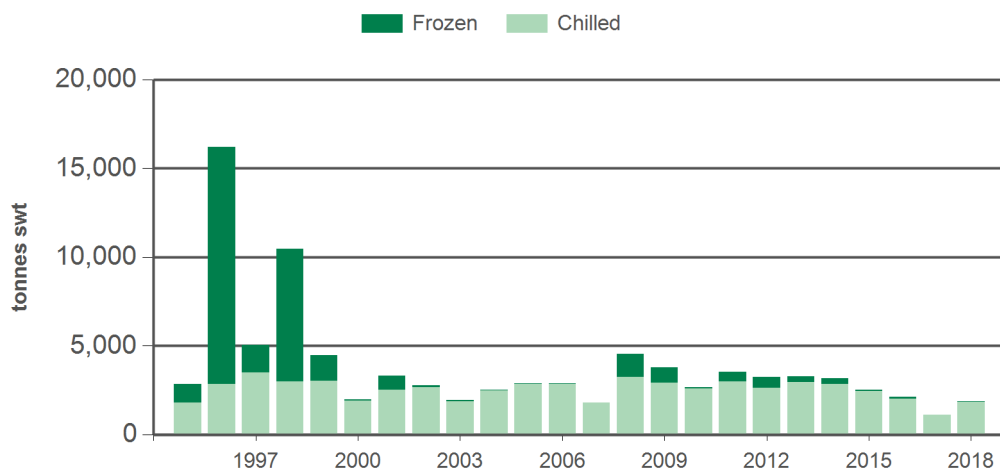
Source: DAWR, Prepared by MLA

#### Year-to-May beef exports to the UK



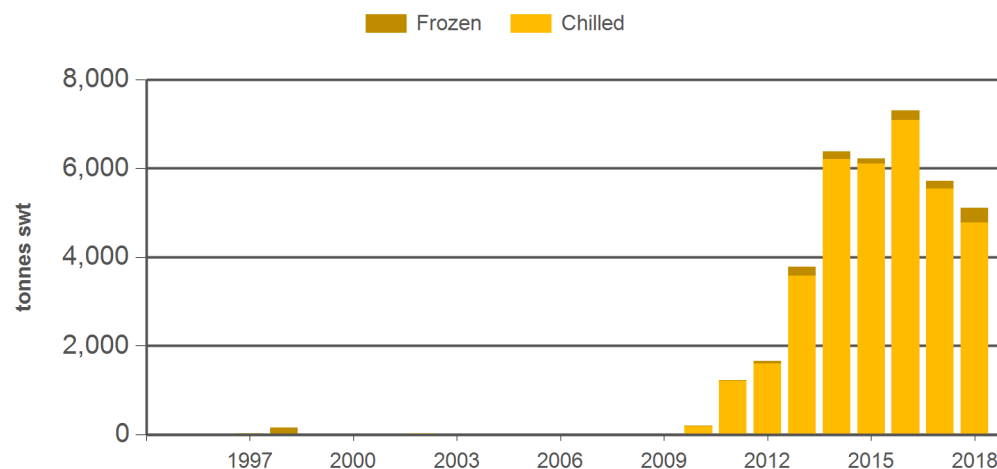
Source: DAWR, Prepared by MLA

#### Year-to-May grassfed beef exports to the EU



Source: DAWR, Prepared by MLA

#### Year-to-May grainfed beef exports to the EU



Source: DAWR, Prepared by MLA

#### Historical beef exports to the European Union (UK inclusive) - Calendar year totals

Volume (tonnes swt)	2003	2004	2005	2006	2007	2008	2009	2010	2011	2012	2013	2014	2015	2016	2017	2018 YTD	Y-O-Y % chg.
Total	5,670	6,756	6,469	8,457	5,953	11,876	9,307	9,885	12,836	14,949	19,927	24,619	23,445	20,841	17,873	6,996	2
Grainfed	0	11	28	0	8	37	13	2,546	4,224	6,263	11,502	16,483	16,128	15,980	13,897	5,109	-11
Grassfed	5,670	6,745	6,441	8,456	5,945	11,839	9,294	7,339	8,612	8,686	8,425	8,135	7,317	4,862	3,977	1,888	67

#### Historical beef exports to the United Kingdom - Calendar year totals

Volume (tonnes swt)	2003	2004	2005	2006	2007	2008	2009	2010	2011	2012	2013	2014	2015	2016	2017	2018 YTD	Y-O-Y % chg.
Total	4,396	4,869	4,922	6,307	3,487	5,468	4,881	4,878	6,698	7,710	10,204	10,595	9,460	7,699	6,041	1,863	-22
Grainfed	0	0	26	0	0	1	4	580	1,388	2,600	4,812	5,455	4,615	4,814	4,371	1,016	-47
Grassfed	4,396	4,869	4,896	6,307	3,487	5,468	4,877	4,298	5,309	5,110	5,391	5,141	4,845	2,884	1,670	847	72

Source: DAWR. YTD = Calendar year-to-May. Grainfed is the prefix for grainfed beef. Grassfed is the prefix for grassfed beef. For further information email [marketinfo@mla.com.au](mailto:marketinfo@mla.com.au).