

12-months ending May

Volume (tonnes swt)	Chilled		Frozen		Total	
	12-months ending May	Y-O-Y % chg.	12-months ending May	Y-O-Y % chg.	12-months ending May	Y-O-Y % chg.
Total	35,212	1	121,472	-5	156,684	-4
Grainfed	25,595	-	32,425	20	58,020	10
Grassfed	9,617	3	89,047	-12	98,664	-11

Calendar year-to-May

Chilled		Frozen		Total	
2018 YTD	Y-O-Y % chg.	2018 YTD	Y-O-Y % chg.	2018 YTD	Y-O-Y % chg.
14,109	12	47,580	16	61,689	15
9,954	7	12,404	45	22,358	25
4,155	26	35,176	9	39,331	10

Month of May

Chilled			Frozen			Total		
2018 May	M-O-M % chg.	Y-O-Y % chg.	2018 May	M-O-M % chg.	Y-O-Y % chg.	2018 May	M-O-M % chg.	Y-O-Y % chg.
3,383	25	25	11,372	28	17	14,755	28	19
2,464	31	24	2,439	38	9	4,903	34	16
919	12	27	8,933	26	19	9,852	25	20

12-months ending April

Value ('000 A\$ FOB)	Chilled		Frozen		Total	
	12-months ending April	Y-O-Y % chg.	12-months ending April	Y-O-Y % chg.	12-months ending April	Y-O-Y % chg.
Total	383,261	-9	749,245	-12	1,132,506	-11
Boneless	345,537	-9	575,085	-17	920,622	-15
Bone-in	37,666	-5	174,102	11	211,768	8
Carcase	-	-100	58	-64	58	-77

Calendar year-to-April

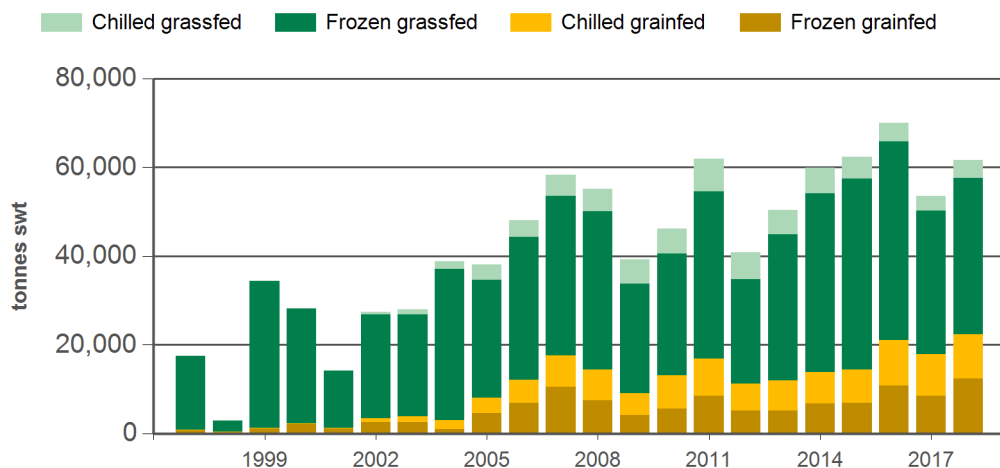
Chilled		Frozen		Total	
2018 YTD	Y-O-Y % chg.	2018 YTD	Y-O-Y % chg.	2018 YTD	Y-O-Y % chg.
116,747	1	227,166	16	343,913	11
106,260	1	178,249	24	284,508	14
10,481	2	48,912	-4	59,393	-3
-	-	6	-76	6	-76

Month of April

Chilled			Frozen			Total		
2018 April	M-O-M % chg.	Y-O-Y % chg.	2018 April	M-O-M % chg.	Y-O-Y % chg.	2018 April	M-O-M % chg.	Y-O-Y % chg.
28,953	-15	3	58,079	-11	50	87,032	-13	30
26,361	-15	1	47,127	-7	71	73,488	-10	37
2,592	-10	26	10,951	-26	-1	13,543	-23	3
-	-	-	1	-	-94	1	-	-94

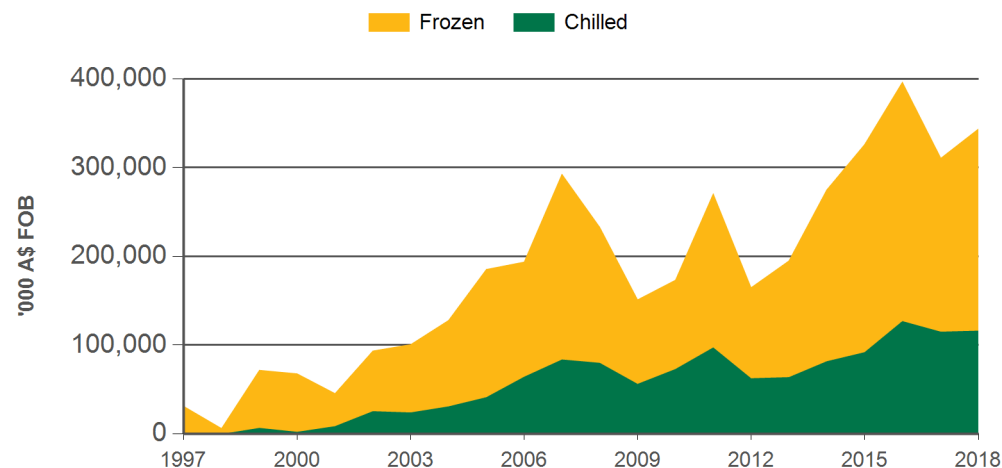
Source: DAWR, ABS. SWT = Shipped weight. Volume YTD = Calendar year-to-May. Value YTD = Calendar year-to-April. Y-O-Y = Year-on-year. M-O-M = Month-on-month. Grainfed is the prefix for grainfed beef. Grassfed is the prefix for grassfed beef. For further information email marketinfo@mla.com.au.

Year-to-May beef exports to South Korea - volume



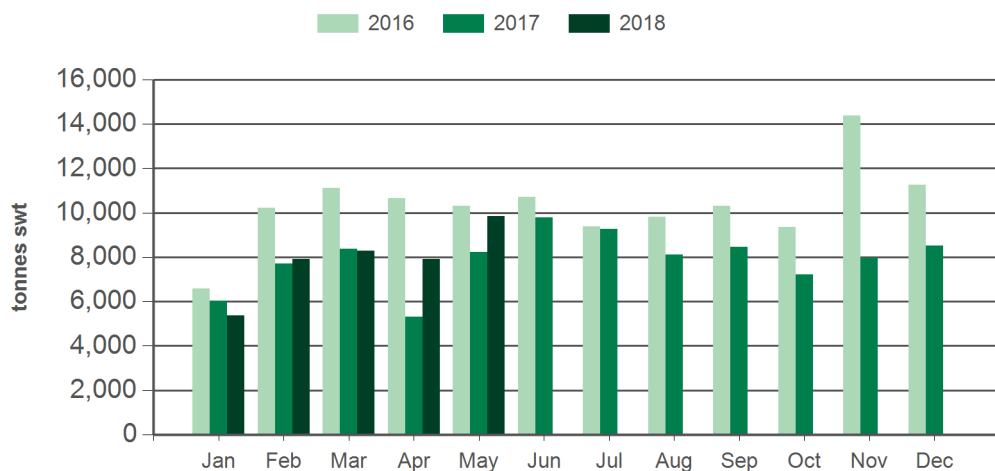
Source: DAWR, Prepared by MLA

Year-to-April beef exports to South Korea - value



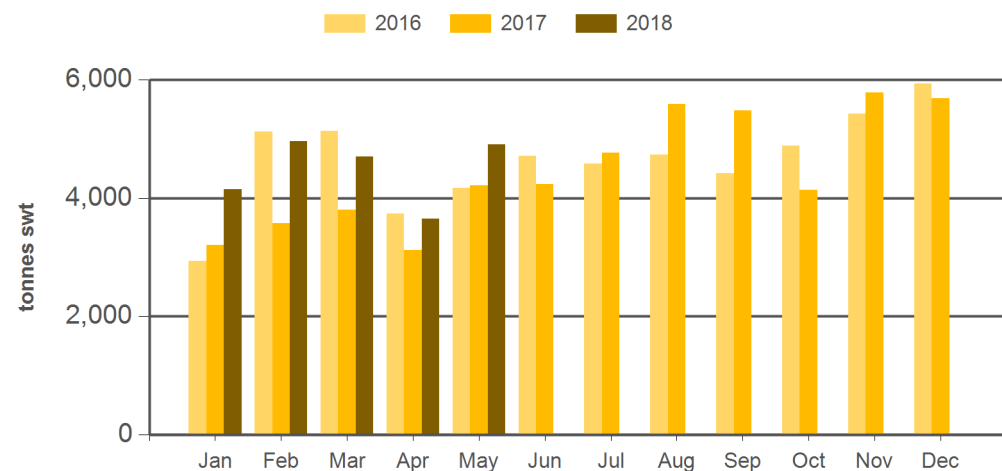
Source: ABS, Prepared by MLA

Monthly grassfed beef exports to South Korea



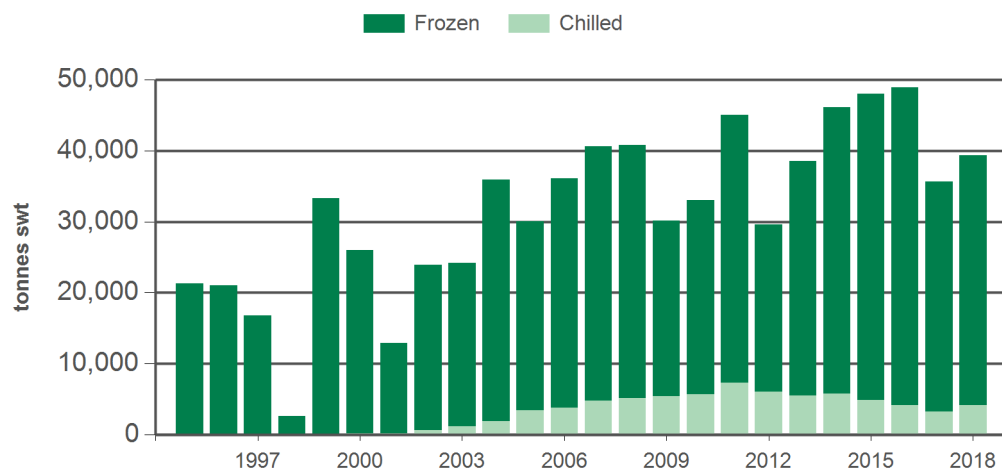
Source: DAWR, Prepared by MLA

Monthly grainfed beef exports to South Korea



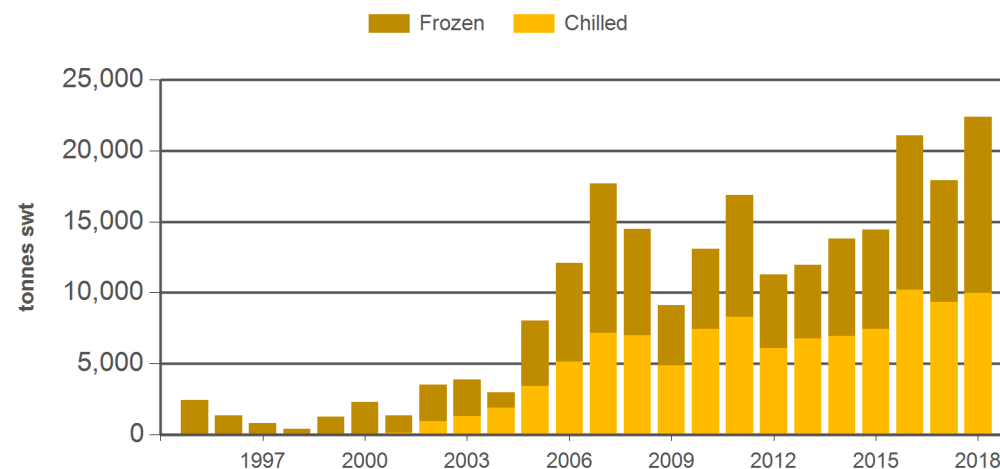
Source: DAWR, Prepared by MLA

Year-to-May grassfed beef exports to South Korea



Source: DAWR, Prepared by MLA

Year-to-May grainfed beef exports to South Korea



Source: DAWR, Prepared by MLA

Historical beef exports - Calendar year totals

Volume (tonnes swt)	2003	2004	2005	2006	2007	2008	2009	2010	2011	2012	2013	2014	2015	2016	2017	2018 YTD	Y-O-Y % chg.
Total	62,262	93,310	106,444	149,663	148,933	127,207	115,482	124,161	146,347	125,957	144,365	150,918	166,588	179,854	148,552	61,689	15
Grainfed	8,089	11,010	23,594	41,205	41,526	31,581	27,157	34,151	38,762	31,332	31,020	35,640	44,203	55,756	53,564	22,358	25
Grassfed	54,173	82,300	82,850	108,458	107,407	95,626	88,325	90,009	107,585	94,625	113,345	115,278	122,385	124,098	94,987	39,331	10

Source: DAWR. SWT = Shipped weight. YTD = Calendar year-to-May. Y-O-Y = Year-on-year. For further information email marketinfo@mla.com.au.