

European Union (UK inclusive)

12-months ending June

Volume (tonnes swt)	Chilled		Frozen		Total	
	12-months ending June	Y-O-Y % chg.	12-months ending June	Y-O-Y % chg.	12-months ending June	Y-O-Y % chg.
Total	17,029	1	700	66	17,729	2
Grainfed	12,246	-8	688	78	12,933	-6
Grassfed	4,783	35	12	-65	4,795	34

Calendar year-to-June

Chilled		Frozen		Total	
2018 YTD	Y-O-Y % chg.	2018 YTD	Y-O-Y % chg.	2018 YTD	Y-O-Y % chg.
8,037	-4	413	72	8,450	-2
5,729	-17	401	76	6,130	-14
2,307	55	12	-	2,319	55

Month of June

Chilled			Frozen			Total		
2018 June	M-O-M % chg.	Y-O-Y % chg.	2018 June	M-O-M % chg.	Y-O-Y % chg.	2018 June	M-O-M % chg.	Y-O-Y % chg.
1,386	-32	-17	67	18	-2	1,453	-31	-17
954	-32	-28	67	18	19	1,021	-30	-26
432	-32	21	-	-	-	432	-32	17

United Kingdom

12-months ending June

Volume (tonnes swt)	Chilled		Frozen		Total	
	12-months ending June	Y-O-Y % chg.	12-months ending June	Y-O-Y % chg.	12-months ending June	Y-O-Y % chg.
Total	5,504	-9	-	-100	5,504	-10
Grainfed	3,404	-21	-	-100	3,404	-21
Grassfed	2,100	20	-	-100	2,100	19

Calendar year-to-June

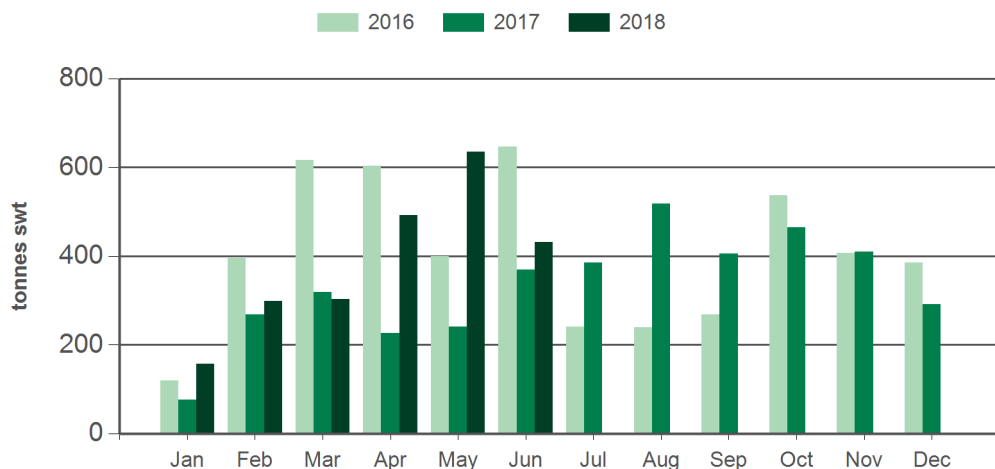
Chilled		Frozen		Total	
2018 YTD	Y-O-Y % chg.	2018 YTD	Y-O-Y % chg.	2018 YTD	Y-O-Y % chg.
2,402	-18	-	-	2,402	-18
1,354	-42	-	-	1,354	-42
1,047	70	-	-	1,047	70

Month of June

Chilled			Frozen			Total		
2018 June	M-O-M % chg.	Y-O-Y % chg.	2018 June	M-O-M % chg.	Y-O-Y % chg.	2018 June	M-O-M % chg.	Y-O-Y % chg.
539	-21	-	-	-	-	539	-21	-
339	-6	-18	-	-	-	339	-6	-18
201	-39	60	-	-	-	201	-39	60

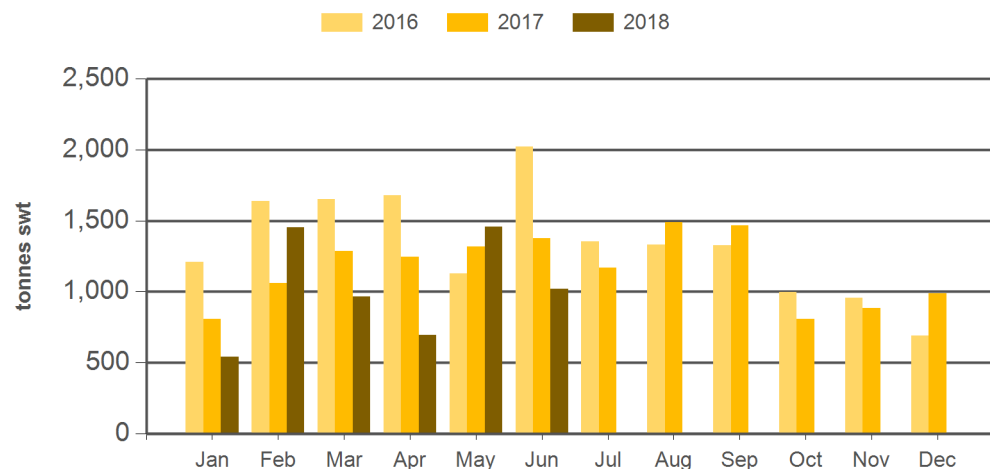
Source: DAWR. SWT = Shipped weight. YTD = Calendar year-to-June. Y-O-Y = Year-on-year. M-O-M = Month-on-month. Grainfed is the prefix for grainfed beef. Grassfed is the prefix for grassfed beef. For further information email marketinfo@mla.com.au.

Monthly grassfed beef exports to the EU



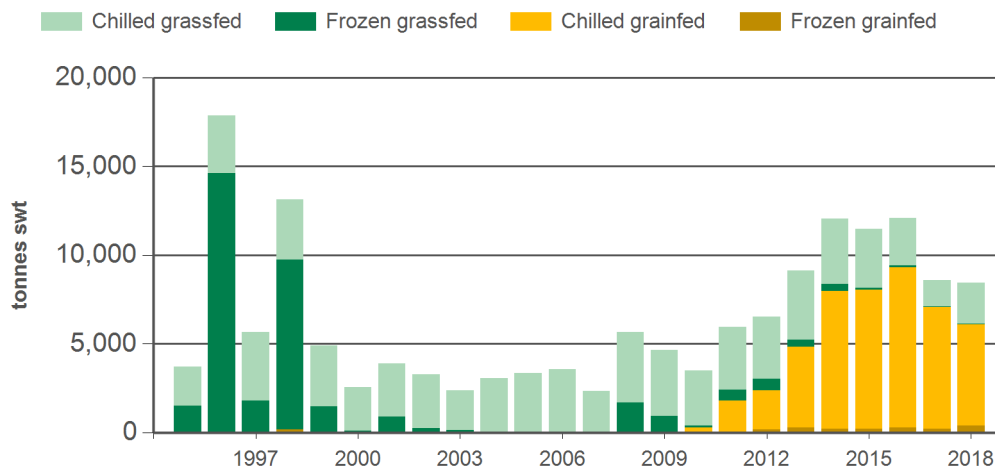
Source: DAWR, Prepared by MLA

Monthly grainfed beef exports to the EU



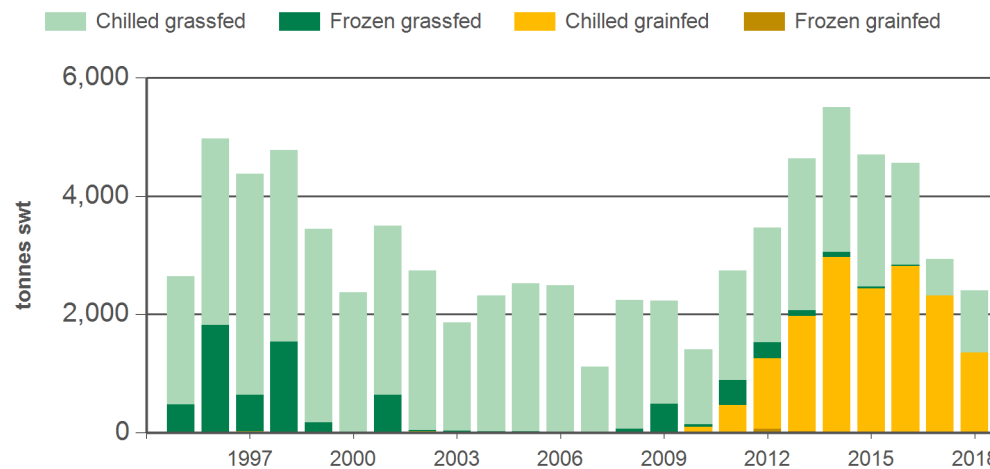
Source: DAWR, Prepared by MLA

Year-to-June beef exports to the EU



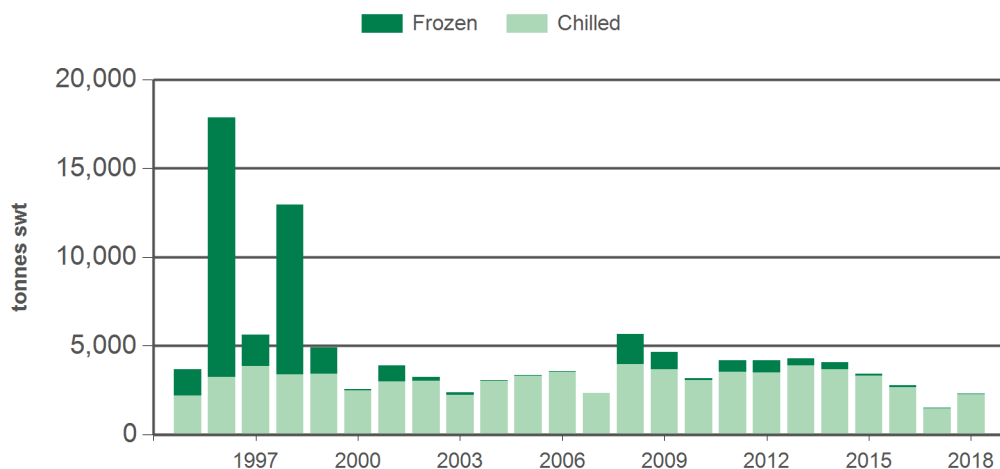
Source: DAWR, Prepared by MLA

Year-to-June beef exports to the UK



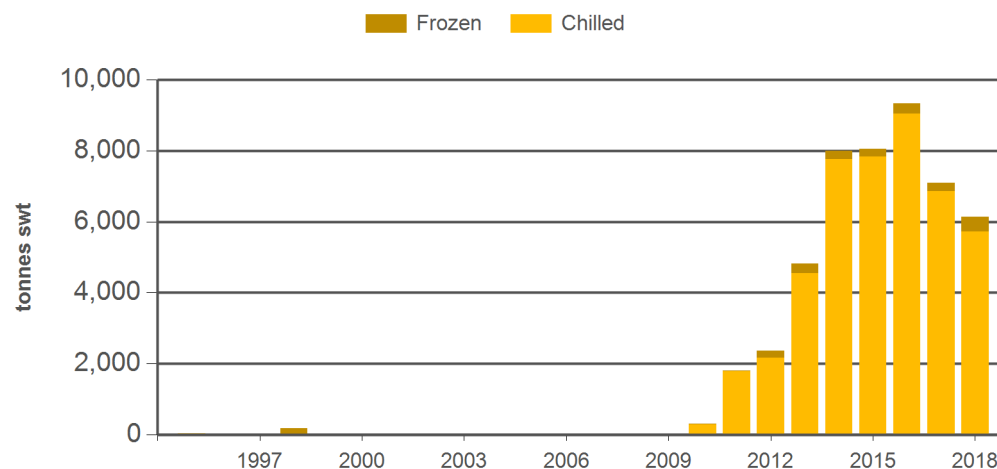
Source: DAWR, Prepared by MLA

Year-to-June grassfed beef exports to the EU



Source: DAWR, Prepared by MLA

Year-to-June grainfed beef exports to the EU



Source: DAWR, Prepared by MLA

Historical beef exports to the European Union (UK inclusive) - Calendar year totals

Volume (tonnes swt)	2003	2004	2005	2006	2007	2008	2009	2010	2011	2012	2013	2014	2015	2016	2017	2018 YTD	Y-O-Y % chg.
Total	5,670	6,756	6,469	8,457	5,953	11,876	9,307	9,885	12,836	14,949	19,927	24,619	23,445	20,841	17,873	8,450	-2
Grainfed	0	11	28	0	8	37	13	2,546	4,224	6,263	11,502	16,483	16,128	15,980	13,897	6,130	-14
Grassfed	5,670	6,745	6,441	8,456	5,945	11,839	9,294	7,339	8,612	8,686	8,425	8,135	7,317	4,862	3,977	2,319	55

Historical beef exports to the United Kingdom - Calendar year totals

Volume (tonnes swt)	2003	2004	2005	2006	2007	2008	2009	2010	2011	2012	2013	2014	2015	2016	2017	2018 YTD	Y-O-Y % chg.
Total	4,396	4,869	4,922	6,307	3,487	5,468	4,881	4,878	6,698	7,710	10,204	10,595	9,460	7,699	6,041	2,402	-18
Grainfed	0	0	26	0	0	1	4	580	1,388	2,600	4,812	5,455	4,615	4,814	4,371	1,354	-42
Grassfed	4,396	4,869	4,896	6,307	3,487	5,468	4,877	4,298	5,309	5,110	5,391	5,141	4,845	2,884	1,670	1,047	70

Source: DAWR. YTD = Calendar year-to-June. Grainfed is the prefix for grainfed beef. Grassfed is the prefix for grassfed beef. For further information email marketinfo@mla.com.au.