

European Union (UK inclusive)

12-months ending August

Volume (tonnes swt)	Chilled		Frozen		Total	
	12-months ending August	Y-O-Y % chg.	12-months ending August	Y-O-Y % chg.	12-months ending August	Y-O-Y % chg.
Total	16,145	-6	712	38	16,857	-5
Grainfed	11,287	-15	683	42	11,970	-13
Grassfed	4,858	22	30	-14	4,888	22

Calendar year-to-August

Chilled		Frozen		Total	
2018 YTD	Y-O-Y % chg.	2018 YTD	Y-O-Y % chg.	2018 YTD	Y-O-Y % chg.
10,576	-10	567	48	11,143	-8
7,289	-22	538	45	7,826	-20
3,287	37	30	146	3,316	38

Month of August

Chilled			Frozen			Total		
2018 August	M-O-M % chg.	Y-O-Y % chg.	2018 August	M-O-M % chg.	Y-O-Y % chg.	2018 August	M-O-M % chg.	Y-O-Y % chg.
1,607	73	-16	113	175	27	1,721	77	-14
1,234	279	-12	96	133	7	1,329	262	-11
374	-38	-28	18	-	-	391	-35	-25

United Kingdom

12-months ending August

Volume (tonnes swt)	Chilled		Frozen		Total	
	12-months ending August	Y-O-Y % chg.	12-months ending August	Y-O-Y % chg.	12-months ending August	Y-O-Y % chg.
Total	4,948	-20	5	-73	4,953	-20
Grainfed	2,933	-31	5	-28	2,938	-31
Grassfed	2,015	6	-	-100	2,015	6

Calendar year-to-August

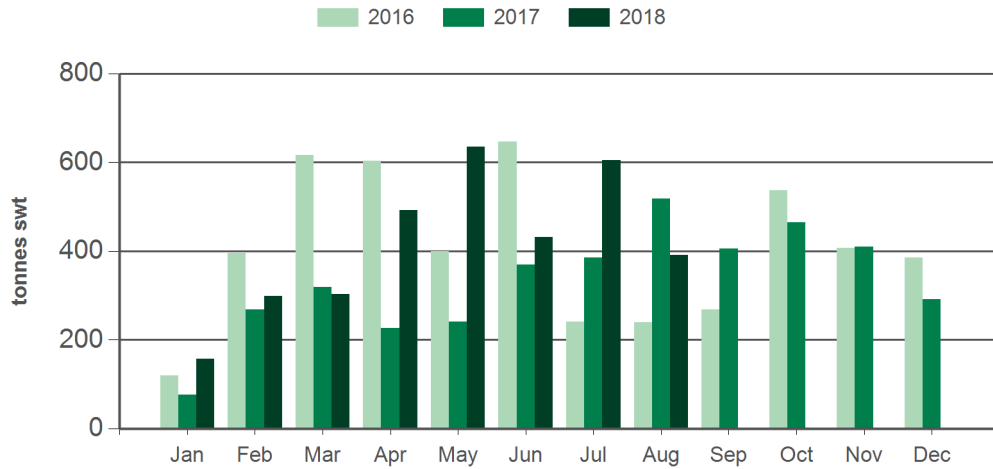
Chilled		Frozen		Total	
2018 YTD	Y-O-Y % chg.	2018 YTD	Y-O-Y % chg.	2018 YTD	Y-O-Y % chg.
3,072	-26	5	-	3,076	-26
1,747	-45	5	-	1,752	-45
1,324	35	-	-	1,324	35

Month of August

Chilled			Frozen			Total		
2018 August	M-O-M % chg.	Y-O-Y % chg.	2018 August	M-O-M % chg.	Y-O-Y % chg.	2018 August	M-O-M % chg.	Y-O-Y % chg.
475	144	-28	5	-	-	479	146	-27
309	265	-32	5	-	-	313	271	-31
166	51	-19	-	-	-	166	51	-19

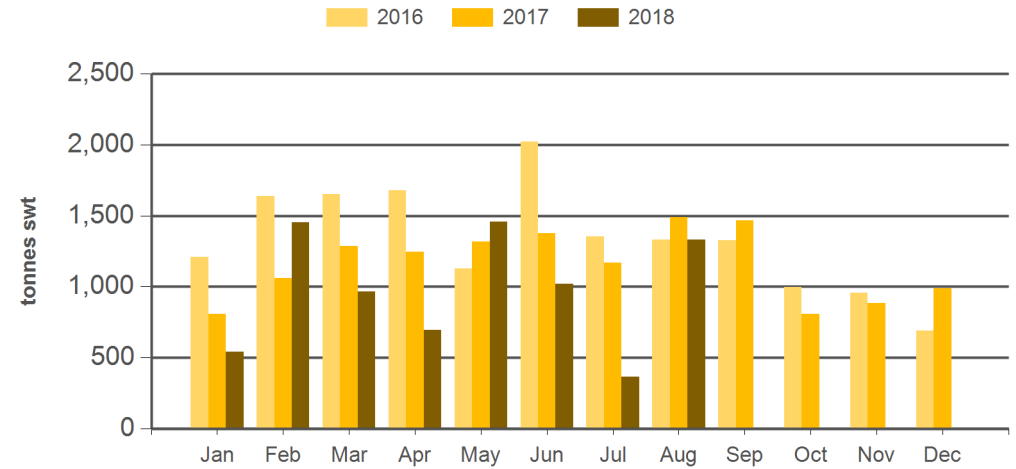
Source: DAWR. SWT = Shipped weight. YTD = Calendar year-to-August. Y-O-Y = Year-on-year. M-O-M = Month-on-month. Grainfed is the prefix for grainfed beef. Grassfed is the prefix for grassfed beef. For further information email marketinfo@mla.com.au.

Monthly grassfed beef exports to the EU



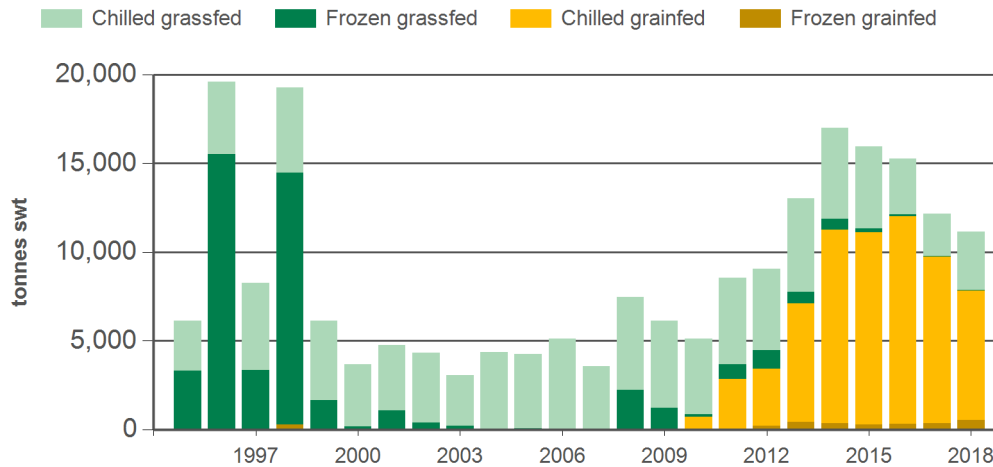
Source: DAWR, Prepared by MLA

Monthly grainfed beef exports to the EU



Source: DAWR, Prepared by MLA

Year-to-August beef exports to the EU



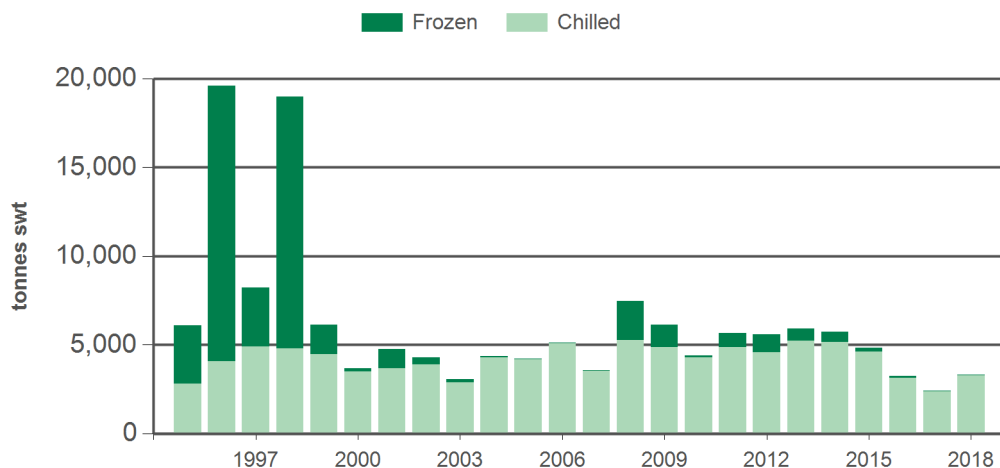
Source: DAWR, Prepared by MLA

Year-to-August beef exports to the UK



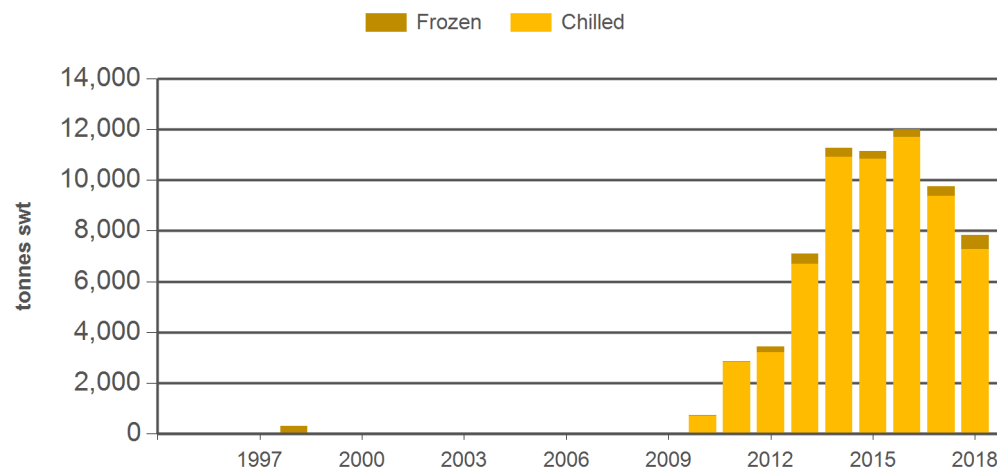
Source: DAWR, Prepared by MLA

Year-to-August grassfed beef exports to the EU



Source: DAWR, Prepared by MLA

Year-to-August grainfed beef exports to the EU



Source: DAWR, Prepared by MLA

Historical beef exports to the European Union (UK inclusive) - Calendar year totals

Volume (tonnes swt)	2003	2004	2005	2006	2007	2008	2009	2010	2011	2012	2013	2014	2015	2016	2017	2018 YTD	Y-O-Y % chg.
Total	5,670	6,756	6,469	8,457	5,953	11,876	9,307	9,885	12,836	14,949	19,927	24,619	23,445	20,841	17,873	11,143	-8
Grainfed	0	11	28	0	8	37	13	2,546	4,224	6,263	11,502	16,483	16,128	15,980	13,897	7,826	-20
Grassfed	5,670	6,745	6,441	8,456	5,945	11,839	9,294	7,339	8,612	8,686	8,425	8,135	7,317	4,862	3,977	3,316	38

Historical beef exports to the United Kingdom - Calendar year totals

Volume (tonnes swt)	2003	2004	2005	2006	2007	2008	2009	2010	2011	2012	2013	2014	2015	2016	2017	2018 YTD	Y-O-Y % chg.
Total	4,396	4,869	4,922	6,307	3,487	5,468	4,881	4,878	6,698	7,710	10,204	10,595	9,460	7,699	6,041	3,076	-26
Grainfed	0	0	26	0	0	1	4	580	1,388	2,600	4,812	5,455	4,615	4,814	4,371	1,752	-45
Grassfed	4,396	4,869	4,896	6,307	3,487	5,468	4,877	4,298	5,309	5,110	5,391	5,141	4,845	2,884	1,670	1,324	35

Source: DAWR. YTD = Calendar year-to-August. Grainfed is the prefix for grainfed beef. Grassfed is the prefix for grassfed beef. For further information email marketinfo@mla.com.au.