

European Union (EU-27)

12-months ending September

Volume (tonnes swt)	Chilled		Frozen		Total	
	12-months ending September	Y-O-Y % chg.	12-months ending September	Y-O-Y % chg.	12-months ending September	Y-O-Y % chg.
Total	6,706	-4	300	-12	7,005	-4
Grainfed	6,373	4	287	-12	6,660	3
Grassfed	332	-62	13	4	345	-61

Calendar year-to-September

Chilled		Frozen		Total	
2021 YTD	Y-O-Y % chg.	2021 YTD	Y-O-Y % chg.	2021 YTD	Y-O-Y % chg.
5,115	1	179	-33	5,295	-
4,887	5	167	-34	5,053	3
228	-41	13	4	241	-39

Month of September

Chilled			Frozen			Total		
2021 September	M-O-M % chg.	Y-O-Y % chg.	2021 September	M-O-M % chg.	Y-O-Y % chg.	2021 September	M-O-M % chg.	Y-O-Y % chg.
396	-40	35	10	-88	-59	406	-46	28
321	-50	22	10	-88	-59	331	-54	16
75	190	135	-	-	-	75	190	135

United Kingdom

12-months ending September

Volume (tonnes swt)	Chilled		Frozen		Total	
	12-months ending September	Y-O-Y % chg.	12-months ending September	Y-O-Y % chg.	12-months ending September	Y-O-Y % chg.
Total	792	-62	120	79	912	-58
Grainfed	560	-66	120	79	680	-61
Grassfed	232	-45	-	-	232	-45

Calendar year-to-September

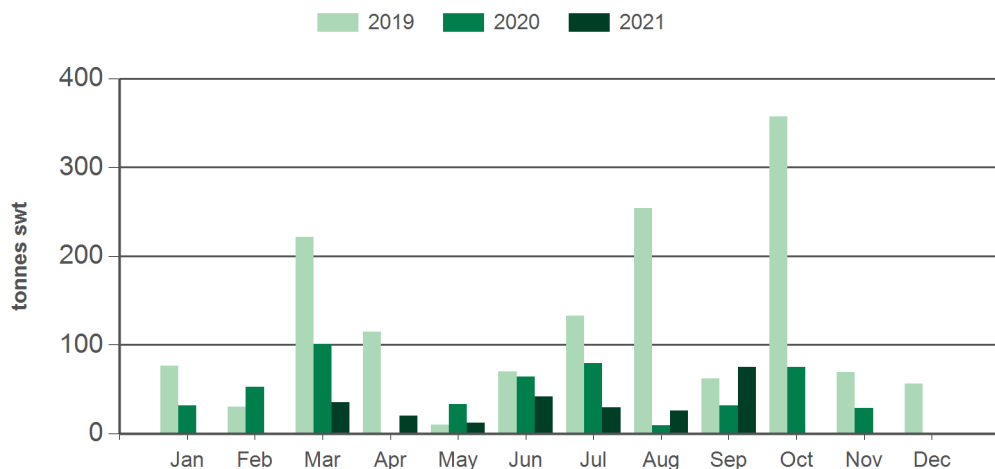
Chilled		Frozen		Total	
2021 YTD	Y-O-Y % chg.	2021 YTD	Y-O-Y % chg.	2021 YTD	Y-O-Y % chg.
674	-52	112	186	785	-45
442	-64	112	186	554	-56
231	24	-	-	231	24

Month of September

Chilled			Frozen			Total		
2021 September	M-O-M % chg.	Y-O-Y % chg.	2021 September	M-O-M % chg.	Y-O-Y % chg.	2021 September	M-O-M % chg.	Y-O-Y % chg.
146	139	-	25	83	-	171	129	17
62	21	-55	25	83	-	87	34	-37
84	776	933	-	-	-	84	776	933

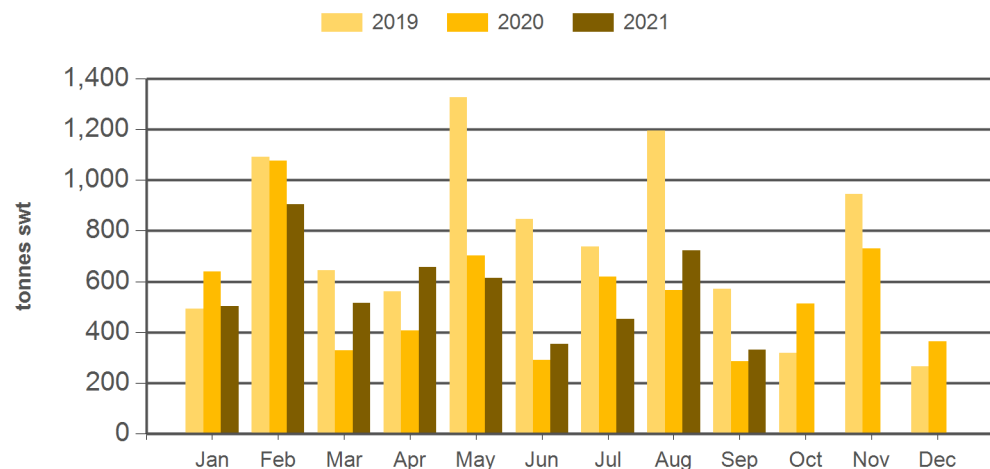
Source: DAWR. SWT = Shipped weight. YTD = Calendar year-to-September. Y-O-Y = Year-on-year. M-O-M = Month-on-month. Grainfed is the prefix for grainfed beef. Grassfed is the prefix for grassfed beef. For further information email globalindustryinsights@mla.com.au.

Monthly grassfed beef exports to the EU



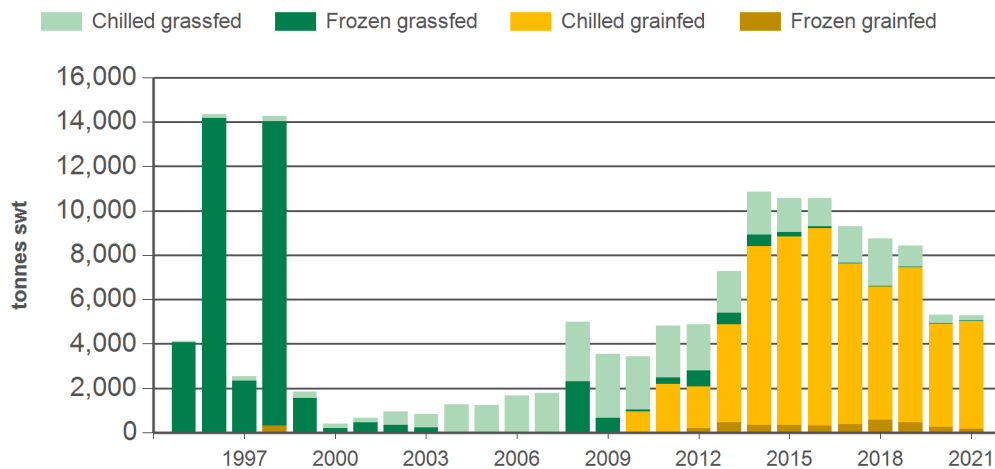
Source: DAWR, Prepared by MLA

Monthly grainfed beef exports to the EU



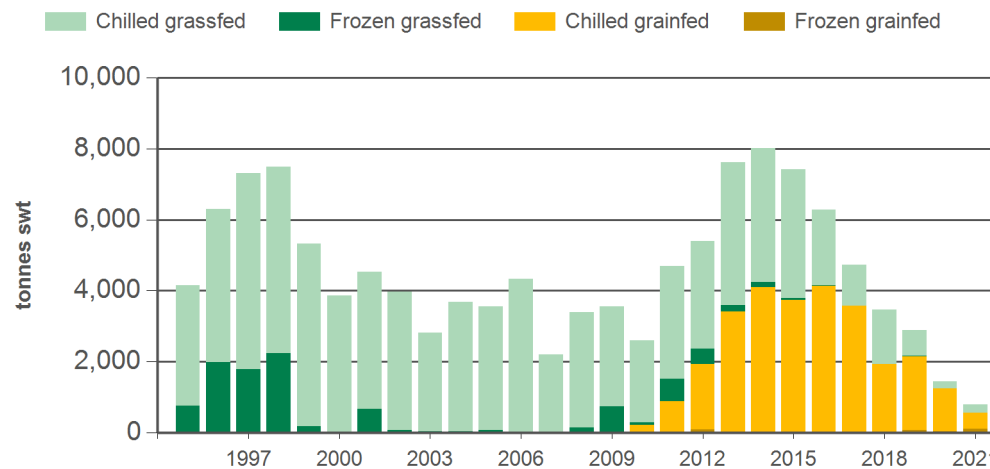
Source: DAWR, Prepared by MLA

Year-to-September beef exports to the EU



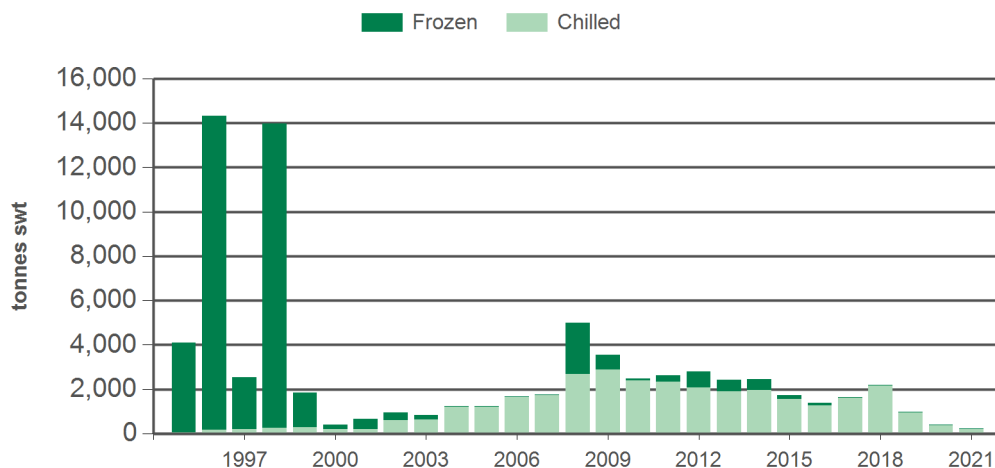
Source: DAWR, Prepared by MLA

Year-to-September beef exports to the UK



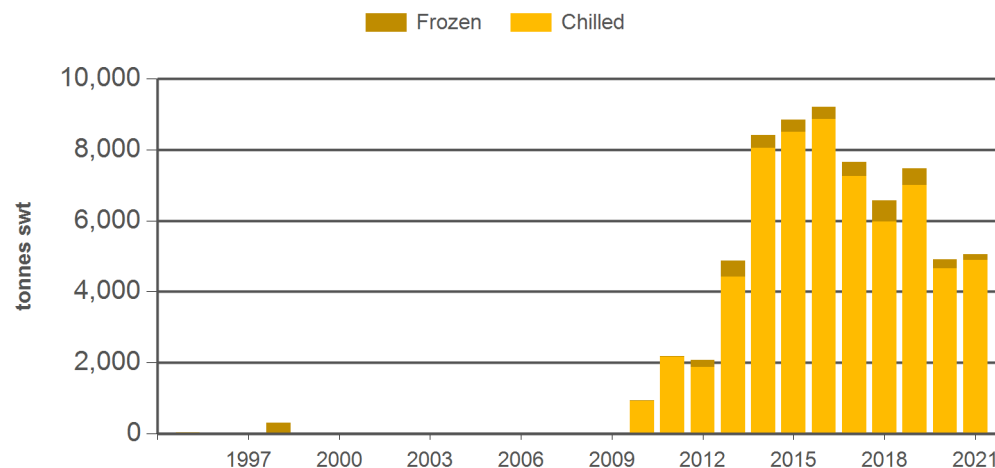
Source: DAWR, Prepared by MLA

Year-to-September grassfed beef exports to the EU



Source: DAWR, Prepared by MLA

Year-to-September grainfed beef exports to the EU



Source: DAWR, Prepared by MLA

Historical beef exports to the European Union (EU-27) - Calendar year totals

Volume (tonnes swt)	2006	2007	2008	2009	2010	2011	2012	2013	2014	2015	2016	2017	2018	2019	2020	2021 YTD	Y-O-Y % chg.
Total	2,149	2,466	6,407	4,426	5,007	6,139	7,239	9,723	14,023	13,984	13,142	11,832	11,272	10,454	7,024	5,295	0
Grainfed	0	8	36	9	1,966	2,836	3,662	6,689	11,029	11,513	11,165	9,526	8,597	8,998	6,523	5,053	3
Grassfed	2,149	2,458	6,371	4,417	3,041	3,303	3,577	3,034	2,995	2,472	1,977	2,307	2,674	1,456	501	241	-39

Historical beef exports to the United Kingdom - Calendar year totals

Volume (tonnes swt)	2006	2007	2008	2009	2010	2011	2012	2013	2014	2015	2016	2017	2018	2019	2020	2021 YTD	Y-O-Y % chg.
Total	6,307	3,487	5,468	4,881	4,878	6,698	7,710	10,204	10,595	9,460	7,699	6,041	4,395	3,604	1,567	785	-45
Grainfed	0	0	1	4	580	1,388	2,600	4,812	5,455	4,615	4,814	4,371	2,556	2,646	1,379	554	-56
Grassfed	6,307	3,487	5,468	4,877	4,298	5,309	5,110	5,391	5,141	4,845	2,884	1,670	1,839	958	188	231	24

Source: DAWR. YTD = Calendar year-to-September. Grainfed is the prefix for grainfed beef. Grassfed is the prefix for grassfed beef. For further information email globalindustryinsights@mla.com.au.