

12-months ending September

Volume (tonnes swt)	Chilled		Frozen		Total	
	12-months ending September	Y-O-Y % chg.	12-months ending September	Y-O-Y % chg.	12-months ending September	Y-O-Y % chg.
Total	5,808	-	6,332	-15	12,140	-9
Lamb	5,772	-	3,264	-6	9,036	-2
Mutton	36	-42	3,069	-24	3,104	-24

Calendar year-to-September

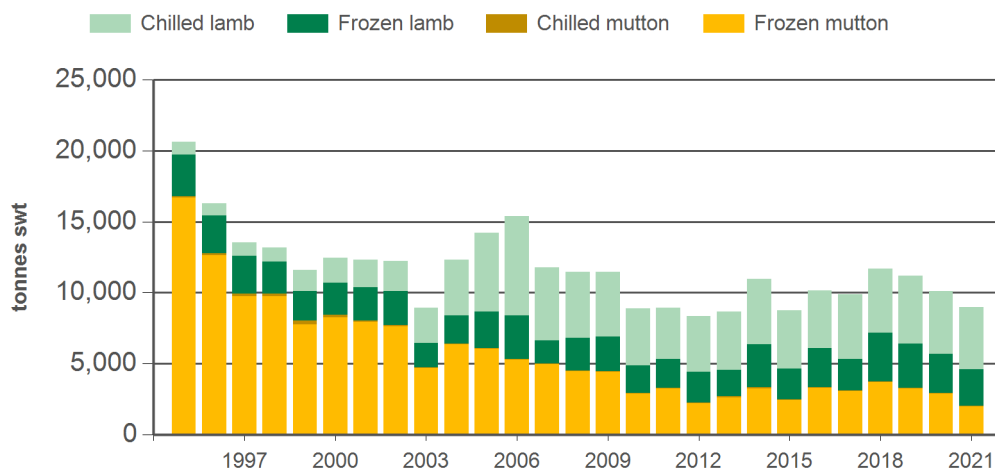
Chilled		Frozen		Total	
2021 YTD	Y-O-Y % chg.	2021 YTD	Y-O-Y % chg.	2021 YTD	Y-O-Y % chg.
4,421	-	4,575	-19	8,996	-11
4,397	-	2,556	-8	6,954	-3
24	-35	2,018	-30	2,042	-30

Month of September

Chilled			Frozen			Total		
2021 September	M-O-M % chg.	Y-O-Y % chg.	2021 September	M-O-M % chg.	Y-O-Y % chg.	2021 September	M-O-M % chg.	Y-O-Y % chg.
379	-15	-23	485	23	-1	864	3	-12
377	-15	-23	375	58	102	752	11	12
2	-46	-58	110	-29	-64	112	-30	-64

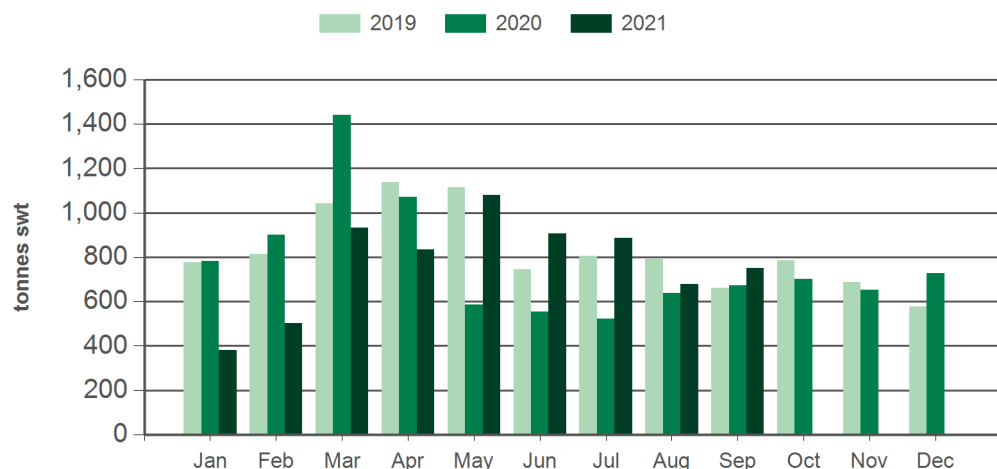
Source: DAWR. YTD = Calendar year-to-September. Y-O-Y = Year-on-year. M-O-M = Month-on-month. SWT = Shipped weight. For further information email globalindustryinsights@mla.com.au.

Year-to-September sheepmeat exports to Japan



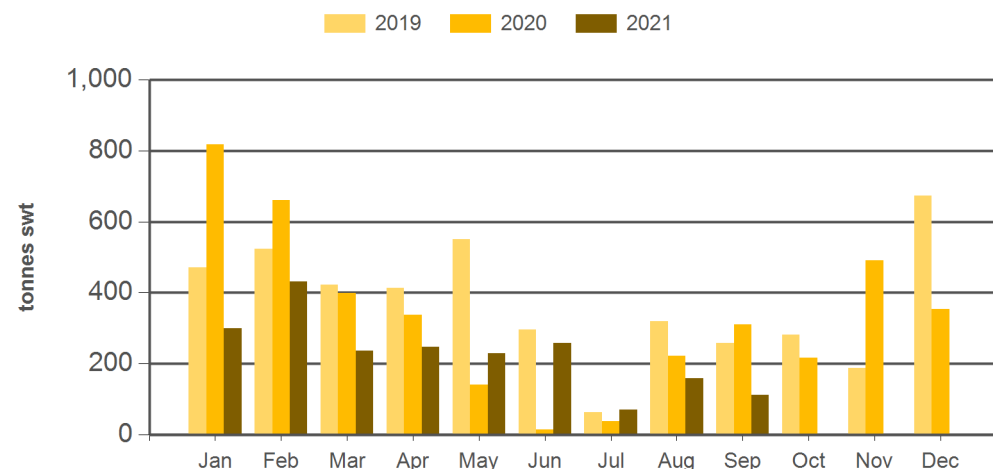
Source: DAWR, Prepared by MLA

Monthly lamb exports to Japan



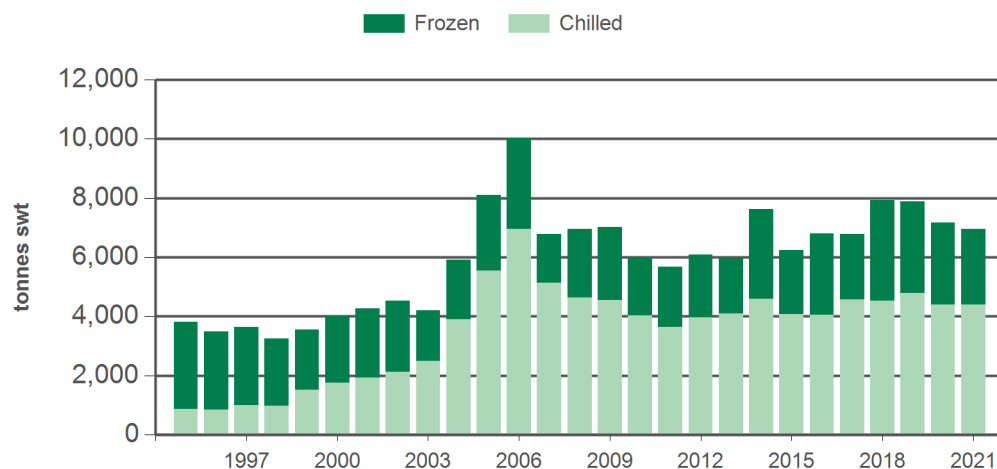
Source: DAWR, Prepared by MLA

Monthly mutton exports to Japan



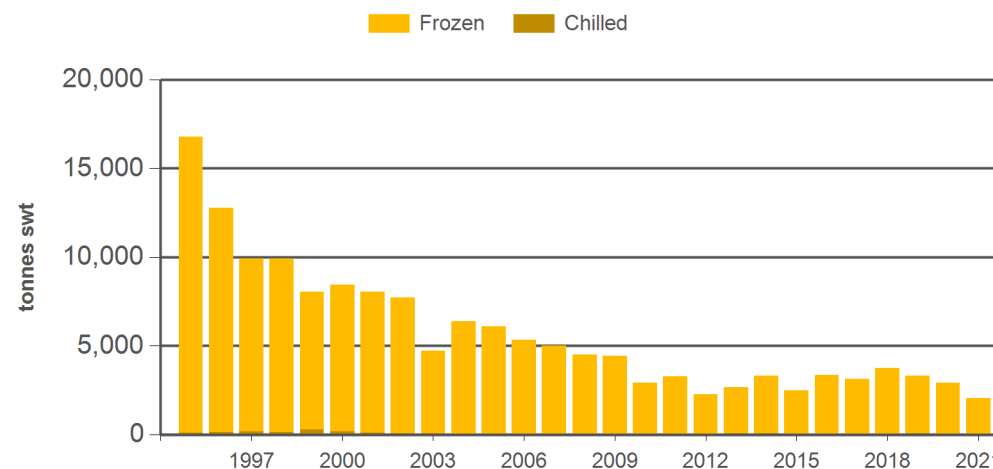
Source: DAWR, Prepared by MLA

Year-to-September lamb exports to Japan



Source: DAWR, Prepared by MLA

Year-to-September mutton exports to Japan



Source: DAWR, Prepared by MLA

Historical sheepmeat exports - Calendar year totals

Volume (tonnes swt)	2006	2007	2008	2009	2010	2011	2012	2013	2014	2015	2016	2017	2018	2019	2020	2021 YTD	Y-O-Y % chg.
Total	18,698	15,498	16,962	13,939	11,474	11,885	10,851	11,484	15,243	11,711	13,222	12,820	15,292	14,398	13,247	8,996	-11
Lamb	11,879	8,515	9,876	8,338	7,689	7,381	7,687	7,697	10,127	7,977	8,640	8,345	9,988	9,940	9,249	6,954	-3
Mutton	6,819	6,983	7,086	5,602	3,785	4,505	3,164	3,787	5,116	3,733	4,582	4,475	5,304	4,457	3,998	2,042	-30

Source: DAWR. YTD = Calendar year-to-September. SWT = Shipped weight. For further information email globalindustryinsights@mla.com.au.

NEED MORE INFORMATION?



Click here for further prices and market information:
<http://www.mla.com.au/prices-markets>



To download all historical data, click here to access MLA's statistics database:
<http://statistics.mla.com.au>



Email marketinfo@mla.com.au to subscribe to this or any other of MLA's market information reports